

JANUARY 1979 Volume 4, Number 1 \$2.00 in USA / \$2.40 in Canada

BYTE

the small systems journal



ROBERT
BINNEY



Someday all terminals will be smart.....

- ◆ 128 Functions—software controlled
- ◆ 7 x 12 matrix, upper/lower case letters
- ◆ 50 to 38,400 baud—selectable
- ◆ 82 x 16 or 92 x 22 format—plus graphics
- ◆ Printer output port
- ◆ "CHERRY" keyboard

CT-82 Intelligent Terminal, assembled and tested. \$795.00 ppd in Cont. U.S.



SOUTHWEST TECHNICAL PRODUCTS CORPORATION
 219 W. RHAPSODY
 SAN ANTONIO, TEXAS 78216

Circle 350 on inquiry card.



Model Z-2
Up to 512K of RAM/ROM

Model Z-2D
One or two disks
Up to 512K of RAM/ROM
Up to 184K of disk

System Two
Dual disk
Up to 512K of RAM/ROM
Up to 184K of disk

Fill your computer needs with the industry's most professional microcomputers

#1 IN RELIABILITY

When you choose Cromemco you get not only the industry's finest microcomputers but also the industry's widest microcomputer selection.

What's more, you get a computer from the manufacturer that computer dealers rate #1 in product reliability.*


Your range of choice includes our advanced System Three with up to four 8" disk drives. Or choose from the System Two and Z-2D with 5" drives. Then for ROM-based work there's the Z2. Each of these computers further offers up to 1/2 megabyte of RAM (or ROM).

We say these are the industry's most professional microcomputers because they have outstanding features like these:

- **Z-80A microprocessor** — operates at 250 nano second cycle time — nearly twice the speed of most others.

*Rated in *The 1977 Computer Store Survey* by Image Resources, Westlake Village, CA.

Up to 512 kilobytes of RAM and 1 megabyte of disk storage



System Three
Two to four disks
Up to 512K of RAM/ROM
Up to 1 megabyte of disk

- **30-amp power supply** — more than adequate for your most demanding application.
- **21 card slots** to allow for unparalleled system expansion using industry-standard S-100 cards.
- **S-100 bus** — don't overlook how important this is. It has the industry's widest support and Cromemco has professionally implemented it in a fully-shielded design.

- **Cromemco card support** of more than a dozen circuit cards for process control, business systems, and data acquisition including cards for A-D and D-A conversion, for interfacing daisy-wheel or dot-matrix printers, even a card for programming PROMs.
- **The industry's most professional software support**, including COBOL, FORTRAN IV, RATFOR, 16K Disk-Extended BASIC, Z-80 Macro Assembler, Cromemco Multi-User BASIC, Data Base Management System, Word Processing System — and more coming.
- **Rugged, professional all-metal construction** for rack (or bench or floor cabinet) mounting. Cabinets available.

FOR TODAY AND TOMORROW

Cromemco computers will meet your needs now and in the future because of their unquestioned technical leadership, professionalism and enormous expandability.


See them today at your dealer. There's no substitute for getting the best.



Cromemco
i n c o r p o r a t e d

Specialists in computers and peripherals

280 BERNARDO AVE., MOUNTAIN VIEW, CA 94040 • (415) 964-7400



The single card computer with the features that help you in real life

COMPLETE COMPUTER

In this advanced card you get a professional quality computer that meets today's engineering needs. And it's one that's complete. It lets you be up and running fast. All you need is a power supply and your ROM software.

The computer itself is super. Fast 4 MHz operation. Capacity for 8K bytes of ROM (uses 2716 PROMs which can be programmed by our new 32K BYTESAVER® PROM card). There's also 1K of on-board static RAM. Further, you get straightforward interfacing through an RS-232 serial interface with ultra-fast speed of up to 76,800 baud — software programmable.

Other features include 24 bits of bi-directional parallel I/O and five on-board programmable timers.


Add to that vectored interrupts.

ENORMOUS EXPANDABILITY

Besides all these features the Cromemco single card computer gives you enormous expandability if you ever need it. And it's easy to expand. First, you can expand with the new Cromemco 32K BYTESAVER PROM card mentioned above. Then there's Cromemco's broad line of S100-bus-compatible memory and I/O interface cards. Cards with features such as relay interface, analog interface, graphics interface, optoisolator input, and A/D and D/A conversion. RAM and ROM cards, too.



Card Cage



32K BYTESAVER PROM card

EASY TO USE

Another convenience that makes the Model SCC computer easy to use is our Z-80 monitor and 3K Control BASIC (in two ROMs). With this optional software you're ready to go. The monitor gives you 12 commands. The BASIC, with 36 commands/functions, will directly access I/O ports and memory locations — and call machine language subroutines.

Finally, to simplify things to the ultimate, we even have convenient card cages. Rugged card cages. They hold cards firmly. No jiggling out of sockets.

AVAILABLE NOW/LOW PRICE

The Cromemco Model SCC is available now at a low price of only \$450 factory assembled (\$395 kit).

So act today. Get this high-capability computer working for you right away.




Cromemco

incorporated
Specialists in computers and peripherals

280 BERNARDO AVE., MOUNTAIN VIEW, CA 94040 • (415) 964-7400

Foreground

- 56 **BUILD A COMPUTER CONTROLLED SECURITY SYSTEM FOR YOUR HOME**, *by Steve Ciarcia*
Protecting your home with your personal computer—Part 1 of a 3 part series
- 84 **A COMPUTERIZED MAILING LIST**, *by Thomas E Doyle*
A practical application for your floppy disk computer system
- 90 **LIFE ALGORITHMS**, *by Mark D Niemiec*
Efficient methods for programming John Conway's game of Life
- 104 **POLYPHONY MADE EASY**, *by Steven K Roberts*
Play chords instead of just single notes with your computer
- 186 **AN AUDIBLE LOGIC TEST PROBE**, *by James L Woodward*
Change voltage levels to musical tones for quick troubleshooting
- 190 **HISTORY OF COMPUTERS: The IBM 704**, *by Keith S Reid-Green*
Concerning one of the last vacuum tube computers



page 14



page 56



page 104



page 190

Background

- 14 **A MICROPROCESSOR FOR THE REVOLUTION: THE 6809**, *by Terry Ritter and Joel Boney*
The successor to the 6800 described by its designers in the first of a 3 part series
- 74 **AN EXPOSURE TO MUMPS**, *by David D Sherertz*
First designed for medical applications, this high level language is diversifying
- 100 **THE DIGICAST SYSTEM: Receiving Data and Information Over Your FM Radio**, *by A I Halsema*
Receiving computer programs over FM subcarrier bands
- 110 **GRANDMASTER WALTER BROWNE VERSUS CHESS 4.6**, *by John R Douglas*
The continuing saga of Chess 4.6, this time in a simultaneous exhibition by a Grandmaster
- 116 **AN INTRODUCTION TO BNF**, *by W D Maurer*
Introduction to Backus-Naur Form, an abbreviation method used in compiler and interpreter design
- 126 **CREATING A CHESS PLAYER, Part 4: Strategy in Computer Chess**, *by Peter W Frey and Larry R Atkin*
Optimizing end game evaluation on the computer
- 146 **IPS, AN UNORTHODOX HIGH LEVEL LANGUAGE**, *by Dr Karl Meinzer*
A machine independent high level language interpreter
- 174 **GOTOlocks AND THE THREE SORTS**, *by Gwen Hadley*
A tale told by a PUNdit of a sort
- 182 **ELEMENTS OF STATISTICAL COMPUTATION**, *by Alan B Forsythe*
How to calculate means and standard deviations

Nucleus

- | | |
|---|--|
| 4 In This BYTE | 162 BYTE's Bits |
| 6 A Short Note on Pascal Progress and Other Topics | 170 Desk Top Wonder: Some Random Games |
| 10 Letters | 176 Nybbles: A Micro Word Processor |
| 49 Book Reviews | 179 Programming Quickies: Single Stepping the 8080 Processor |
| 52 Machine Language Puzzler: Memory Meanderings | 188 Event Queue |
| 53 BYTE's Bugs | 193 What's New? |
| 54 Technical Forum: Comments on S-100 Bus Extension | 222 Unclassified Ads |
| 160 Clubs and Newsletters | 224 BOMB, Reader Service |

Cover Art: SCULPTING THE NEW TITANS *by Robert Tinney.*



BYTE is published monthly by BYTE Publications Inc, 70 Main St, Peterborough NH 03458. Address all mail except subscriptions to above address; phone (603) 924-7217. Address all editorial correspondence to the editor at the above address. Unacceptable manuscripts will be returned if accompanied by sufficient first class postage. Not responsible for lost manuscripts or photos. Opinions expressed by the authors are not necessarily those of BYTE. Address all subscriptions, change of address, Form 3579, and fulfillment complaints to BYTE Subscriptions, PO Box 590, Martinsville NJ 08836. Second class postage paid at Peterborough NH 03458 and at additional mailing offices—USPS Publication No. 102410. Subscriptions are \$16 for one year, \$27 for two years, and \$39 for three years in the USA and its possessions. Add \$5.50 per year for subscriptions to Canada and Mexico. \$25 for a one year subscription by surface mail worldwide. Air delivery to selected areas at additional rates available upon request. \$25 for a one year subscription by air delivery to Europe. Single copy price is \$2.00 in the USA and its possessions, \$2.40 in Canada and Mexico, \$3.50 in Europe, and \$4.00 elsewhere. Foreign subscriptions and sales should be remitted in United States funds. Printed in United States of America. Entire contents copyright ©1979 by BYTE Publications Inc. All rights reserved.

Subscription WATS Line: (800) 258-5485

Publishers
Virginia Londoner
Gordon R Williamson
Assistant to Publishers
Ruth M Walsh

Director, Editorial Planning
Carl T Helmers Jr
Editor in Chief
Christopher P Morgan
Senior Editor
Raymond G A Cote
Editors
Blaise W Liffick
Richard Shuford, N4ANG
Editorial Assistant
Gale Britton
New Products Editor
Clubs, Newsletters
Laura A Hanson

Production Manager
Karen Gregory
Vice-President
Judith Havy
Production Editors
Nancy Salmon
David William Hayward
Peter Perin
Typographer
Cheryl A Hurd
Production Art
Ellen Bingham
Wai Chiu Li
Christine Dixon

Advertising Director
John Hayes (603) 924-6448
Assistant Director
Patricia Clark
Coordinator
Thomas Harvey
Assistants
Noreen Bardsley
Jill Callihan

Circulation Manager
Gregory Spitzfaden
Assistants
Ann Graves
Pamela R Heaslip
Agnes E Perry
Dealer Sales
Ginnie F Boudrieau
Anne M Baldwin

Communications Coordinator
James C Morrissett, K6MH
Traffic Manager
Rick Fuatta
Receptionist
Jacqueline Earnshaw

Comptroller
Kevin Maguire
Assistant
Mary E Fluhr

Drafting
Techart Associates
Typography
Goodway Graphics
Photography
Ed Crabtree
Printing
The George Banta Company
Associate Editor
Daniel Fylstra
Associates
Walter Banks
Steve Ciarcia
David Fylstra
Portia Isaacson

Book Division:
Production Manager
Edmond C Kelly Jr
Assistant
Patricia Curran

National Advertising
Sales Representatives:
Hajar Associates Inc
East
280 Hillside Av
Needham Heights MA 02194
(617) 444-3948
521 Fifth Av
New York NY 10017
(212) 682-5844
Midwest
664 N Michigan Av
Suite 1010
Chicago IL 80611
(312) 337-8008
West, Southwest
1000 El Wello Ct
Suite 227
Palo Alto CA 94303
(415) 964-0706
Distributors:
Eastern Canada
RS-232 Distribution Company
186 Queen St W, Suite 232
Toronto ONTARIO
Western Canada
Kitronic Ltd
26236 26th Av RR 5
Aldergrove BC VOX 1A0

This month's cover is entitled *Sculpting the New Titans*, a fantasy by Robert Tinney that emphasizes the new crop of innovative circuitry being chipped out of silicon by microcomputer engineers. Of course, in real life the tools are more likely to be a computer, plotter, and wafer fabrication facility.

Among the new devices is Motorola's new 6809 processor, expected to be available in the next few months. Successor to the 6800, the 6809 is an 8 bit processor that can perform 16 bit operations. The two chief architects of the 6809, Terry Ritter and Joel Boney, begin a 3 part discussion of the new circuit in *A Microprocessor for the Revolution: The 6809, Part 1: Design Philosophy*.

page 14

In this BYTE

This month Steve Ciarcia begins the 3 part series, *Build a Computer Controlled Security System for Your Home*. Part 1 covers everything you need to keep your home or business secure, from the right types of sensors to detailed software examples.

page 56

Of the four standard languages of the American National Standards Institute BASIC, FORTRAN and PL/I are familiar. Less so is MUMPS, used for many business and science applications. Get *An Exposure to MUMPS* in David Sherertz' article.

page 74

Implementing a mailing list on your computer is a practical application for many personal computer experimenters. If you have a floppy disk based system, read *A Computerized Mailing List* by Thomas E Doyle and find out how easy it is to do.

page 84

Last month David Buckingham described interesting and intricate patterns that occur in John H Conway's game of Life. This month we take a look at some of the methods and schemes for implementing a Life program on your computer. Mark D Niemiec reveals a Life enthusiast's trade secrets in *Life Algorithms*.

page 90

In *The DigiCast System* A I Halsema describes a new technique for receiving computer programs and information broadcast over the subcarrier frequency bands of FM radio stations. Similar systems are now in operation in Europe.

page 100

One of the problems in creating computer synthesized music is that many systems allow only one note at a time to be entered—a time-consuming restriction. Steven Roberts describes a way around the dilemma in *Polyphony Made Easy*.

page 104

Computers cannot play perfect chess, but sometimes a computer program can do surprisingly well. The human United States chess champion discovered this fact while competing against the world champion computer chess program. That confrontation was recorded by J R Douglas in *Grandmaster Walter Browne versus Chess 4.6*.

page 110

BNF (Backus Normal Form or Backus-Naur Form) is a standardized method for abbreviating certain statements made about programming languages. Used extensively in books and articles dealing with compiler and interpreter design, it is explained for those new to the subject in W D Maurer's article, *An Introduction to BNF*.

page 116

In *Creating a Chess Player, Part 4: Strategy in Computer Chess*, authors Peter Frey and Larry Atkin describe some clever optimization techniques that can significantly reduce the amount of computer time needed to evaluate end game positions.

page 126

In this issue's Languages Forum: *IPS, An Unorthodox High Level Language*, Karl Meinzer presents an introduction to his creation, a machine independent high level language interpreter presently implemented for the RCA 1802 and 8080 processors.

page 146

Test your computer vocabulary by puzzling over Gwen Hadley's story of *GOTO-locks and the Three Sorts*.

page 174

In *Elements of Statistical Computation*, Alan Forsythe covers some of the dos and don'ts of determining the mean and standard deviation of a set of data.

page 182

Logic probes are handy for troubleshooting digital logic. Read about James L Woodward's circuit in *An Audible Logic Test Probe*. It plays two tones through a speaker corresponding to high or low logic levels, and it costs very little.

page 186

We tend to take the microprocessors of today for granted, forgetting the power hungry days of the 1950s. In his article, *History of Computers: The IBM 704*, Keith Reid-Green looks at one of the last vacuum tube computers to be commercially marketed.

page 190

"My Shugart followed me home."



"After working all day with the computer at work, it's a kick to get down to Basic at home. And one thing that makes it more fun is my Shugart minifloppy™. We use Shugart drives at work, so when I bought my own system I made sure it had a minifloppy drive.

"Why? Shugart invented the minifloppy. The guys who designed our system at work tell me that Shugart is the leader in floppy design and has more drives in use than any other manufacturer. If Shugart drives are reliable enough for hard-working business computers, they've got to be a good value for my home system.

"When I'm working on my programs late at night, I can't wait for cassette storage. My minifloppy gives me fast random access and data

transfer. The little minidiskettes™ store plenty of data and file easily too.

"I made the right decision when I bought a system with the minifloppy. When you lay out your own hard-earned cash, you want reliability and performance. Do what I did. Get a system with the minifloppy."

If it isn't Shugart, it isn't minifloppy.

 **Shugart**

435 Oakmead Parkway, Sunnyvale, California 94086

For a list of manufacturers featuring Shugart's minifloppy in their systems, circle reader response number.

Circle 320 on inquiry card.

™ minifloppy is a registered trademark of Shugart Associates

BYTE January 1979 5

Editorial

A Short Note on Pascal Progress and Other Topics

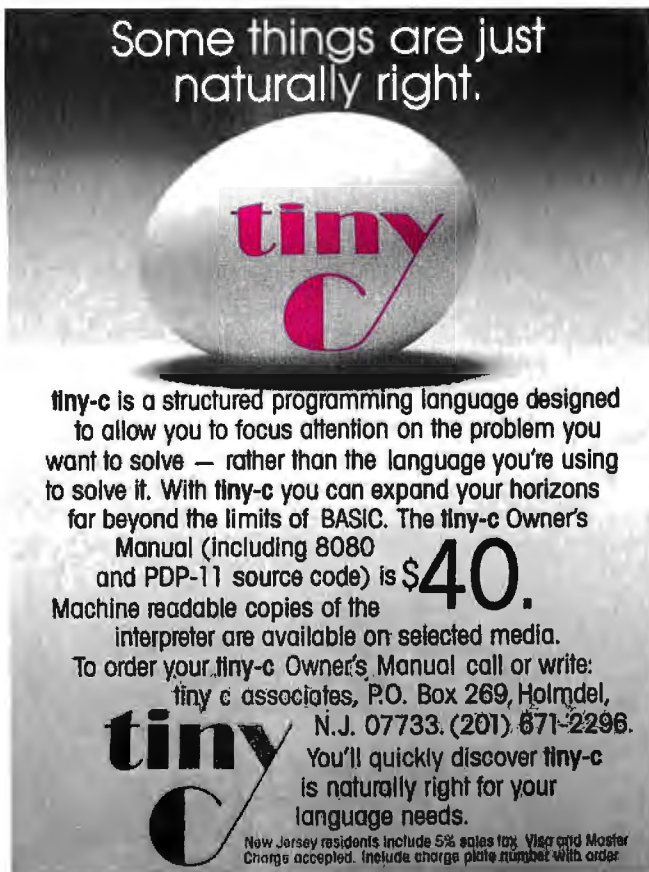
by Carl Helmers

As our January issue deadline approached, we received a memo from Ken Bowles of the University of California at San Diego, concerning yet another development in the progress of Pascal as a language appropriate for small machines. This is a plan (expected to reach fruition in early 1979) for making the UCSD Pascal system available on the Apple II computer. The result, of course, is a computer with dual floppy disks and Pascal system capability that, sold through

a computer store, would be priced at about \$3000. Of course, the UCSD people are most overjoyed by this because it makes available for educational uses a Pascal compatible machine which is unmatched in price. This Apple II version of UCSD Pascal will be supported with one 12 K byte read only memory card and main memory of 48 K bytes. It is expected that this configuration will set a standard for small systems.

Following the Western Digital Pascal Micro Engine computer noted last month, we now have Pascal compatible systems at every level of design: from the chip level to that of the integrated consumer computers. Once again, our enthusiasm for Pascal must be reiterated: it is widely available in a standard form and quite compatible with personal computers.

But the languages of the computer culture do not end with BASIC, Pascal and APL—all used or discussed in these pages to some extent. Languages for computer use is a topic too broad to be served by just a few examples. Other languages worth exploring in these pages might include such well known examples as SNOBOL, GPM, LISP, and various low level symbolic Polish notation interpreters such as Karl Meinzer's IPS interpreter which is discussed in this issue. It may be only a matter of time before we have systems with such languages built in. After all, the electronics engineering is more or less identical for all small computers, and to distinguish them from one another in the marketplace, such "trivial" matters of taste as language and operating systems conventions may soon be important criteria for the computer buyer at the local computer store showroom. There is plenty of room for different languages and operating system conventions as the market grows larger. Such diversity of choice is one of the joys of the present era in computing. ■



Some things are just naturally right.

tiny c

tiny-c is a structured programming language designed to allow you to focus attention on the problem you want to solve — rather than the language you're using to solve it. With **tiny-c** you can expand your horizons far beyond the limits of BASIC. The **tiny-c** Owner's Manual (including 8080 and PDP-11 source code) is **\$40.** Machine readable copies of the interpreter are available on selected media.

To order your **tiny-c** Owner's Manual call or write:
tiny c associates, P.O. Box 269, Holmdel, N.J. 07733. (201) 671-2296.

tiny c You'll quickly discover **tiny-c** is naturally right for your language needs.

Now Jersey residents include 5% sales tax. Visa and Master Charge accepted. Include charge plate number with order.



Specifications:

S-100 compatible. MFM encoding, 35 tracks with ten 512-byte sectors per track. 179,200 bytes on double density SA-400 and North Star BASIC, DOS, and Monitor included.

For further information, write for full color catalog or contact your local computer store.

New from North Star Double Density Performance at Single Density Prices

The new HORIZON computer and Micro Disk System now record in double density! That means each new Shugart SA-400 minifloppy disk drive accesses 180K bytes of on-line information. All double density HORIZON computers and Micro Disk Systems have a redesigned controller which allows the use of quadruple capacity disk drives as they become available in early 1979. A three-drive North Star System with quadruple capacity disk drives will access over a megabyte of on-line information. But, best of all there's no price increase for double density models.

North Star BASIC and DOS have been upgraded to accommodate the increased capacity and yet run existing programs with little or no change. The new disk system also supports single

density, so existing single density diskettes can still be used. Single density SA-400 drives previously purchased with North Star systems can also be used.


Pricing

HORIZON with one double density SA-400 minifloppy (180K bytes), 16K RAM, Z80A processor and serial I/O port: \$1599 kit, \$1899 assembled.

MICRO DISK SYSTEM with one double density SA-400 minifloppy, controller board and power regulation: \$699 kit, \$799 assembled. (Cabinet and power supply \$39 extra each.)

NORTH STAR ★ COMPUTERS

2547 Ninth Street
Berkeley, California 94710
(415) 549-0858



There's an Ohio Scientific dealer near you.

ALABAMA

Plainsman Micro Systems
3808 Pepperill Parkway
Office #1
Auburn, AL 36830
(205) 821-1694
M.C.S. Corp.
Pellham Mall
Pellham, AL 35124
(205) 663-1287

ALASKA

Aleri T V
6122 Seward Highway
Anchorage, AK 99502
(907) 344-3311
Scientific Business Instr's
500 W 27th
Anchorage, AK 99503
(907) 277-2650

ARIZONA

D.C.T. Co.
1210 West Camelback #103
Tempe, AZ 85282
(602) 966-6440

CALIFORNIA

Anaheim Computer Equipment
2974 W Ball Rd
Anaheim, CA 92804
(714) 827-9570
Shuey Aircraft
1009 E Vermont
Anaheim, CA 92805
(714) 991-3940
Professional Services
139 S Beverly
Beverly Hills, CA 90212
(213) 550-1560
1'S Audio Visual Systems
10000 Hanna St
Chatsworth, CA 91311
(213) 998-2059
Silver Spur Electronics
Communications
13552 Central Ave
Chino, CA 91710
(714) 627-5366

ILLINOIS

American Microprocessors
1100 E Broadway
Alton, IL 62002
(618) 465-4489
Simbu Corp
800 N Main St
Antioch, IL 60002
(312) 395-8399
Tech-Tronics
715 S University
Carbondale, IL 62901
(618) 549-8495
Adorns Computing
2855 W Nelson
Chicago, IL 60618
(312) 483-0847
Electronic Systems
611 N Wells
Chicago, IL 60610
(312) 544-6655
Olson Electronics
4101 N Milwaukee
Chicago, IL 60641
(312) 545-7336
A & H Associates Ltd
2530 Crawford
Evanston, IL 60062
(312) 328-2600
Process Systems
228 School
Geneva, IL 60134
(312) 232-7195

INDIANA

Computer Terminal Systems Inc
1132 Waukegan
Glenview, IL 60025
(312) 724-3690
Tek-Aids Industries
1711 Chestnut
Glenview, IL 60025
(312) 724-3620
Autodata Corp
21000 S Western Ave
Olympia Fields, IL 60461
(312) 747-9000
American Microprocessors
6634 N University
Pensacola, IL 61814
(309) 692-5852
American Microprocessors
20 N Milwaukee
Prairieview, IL 60069
(312) 634-0078
Quincy Hobby Center
3632 Maine St
Quincy, IL 62301
(217) 223-6498
Data Domain
1612 E Algonquin
Schauamburg, IL 60195
(312) 397-8700
Practical Computer Systems
1015 East Adams
Springfield, IL 62703
(217) 523-9899

INDIANA

Data Domain
406 S College
Bloomington, IN 47401
(812) 334-3607
American Microprocessors
146 N Broad
Griffith, IN 46319
(219) 924-7901
American Microprocessors
3602 East Washington
Indianapolis, IN 46201
(317) 359-7445
Data Domain
7027 N Michigan
Indianapolis, IN 46268
(317) 251-3139
Olson Electronics
5353 N Keystone
Indianapolis, IN 46220
(317) 253-1584
Data Domain
10 N Third
LaFayette, IN 47902
(317) 423-2548
Computer Management
610 Monroe
LaPorte, IN 46350
(219) 362-5812
American Microprocessors
2855 Irving
Portage, IN 46368
(219) 760-2278

INDIANA

American Microprocessors
102 E 4th
Wattsville, IA 50703
(319) 286-2255

INDIANA

Byte Shop of Colorado Springs
1845 N Circle Drive
Colorado Springs, CO 80909
(303) 633-7075
Sileo Electronics Co
381 S Broadway
Denver, CO 80209
(303) 777-3222
Tricomp Computer Country
3489 W 72nd Ave, Suite 101
Denver, CO 80030
(303) 476-7743
Byte Shop, Inc
3483 South Acorn
Englewood, CO 80110
(303) 761-6232
Total Data Systems
125 Farway Lane
Fort Collins, CO 80521
(303) 491-5692

DISTRICT OF COLUMBIA

American Data Home Office
Computer
1030 15th Street
Washington, D.C. 20005
(202) 466-6612

FLORIDA

Olson Electronics
5833 Ponce de Leon
Coral Gables, FL 33146
(305) 666-3327
Tans Data Corp
161 Almetra Avenue
Coral Gables, FL 33134
(305) 576-7666
Intercontinental Computer
2754 N W N. River Drive
Miami, FL 33142
(305) 633-1548

FLORIDA

Olson Electronics
1644 N E Second
Miami, FL 33132
(305) 374-4127
Olson Electronics
6801 22nd Avenue, N
Tyrone Square Mall
St Petersburg, FL 33710
(813) 345-9111
Olson Electronics
1215 South Dale Mabry
Tampa, FL 33609
(813) 253-3129

GEORGIA

Electronic Information
Systems
170 Heatherwood Lane
Athens, GA 30601
(404) 353-2858
Graham Business Computer
5725 Buford Highway,
Suite 216
Atlanta, GA 30340
(404) 457-8540
Columbus Software Center
4723 Northgate, Box 8088
Columbus, GA 31908
(404) 563-7729
Olson Electronics
2571 N Decatur
Decatur, GA 30033
(404) 378-4201

HAWAII

Small Computer Systems
3149c Waialae
Honolulu, HI 96818
(808) 732-5245

ILLINOIS

American Microprocessors
1100 E Broadway
Alton, IL 62002
(618) 465-4489
Simbu Corp
800 N Main St
Antioch, IL 60002
(312) 395-8399
Tech-Tronics
715 S University
Carbondale, IL 62901
(618) 549-8495
Adorns Computing
2855 W Nelson
Chicago, IL 60618
(312) 483-0847
Electronic Systems
611 N Wells
Chicago, IL 60610
(312) 544-6655
Olson Electronics
4101 N Milwaukee
Chicago, IL 60641
(312) 545-7336
A & H Associates Ltd
2530 Crawford
Evanston, IL 60062
(312) 328-2600
Process Systems
228 School
Geneva, IL 60134
(312) 232-7195

ILLINOIS

Computer Terminal Systems Inc
1132 Waukegan
Glenview, IL 60025
(312) 724-3690
Tek-Aids Industries
1711 Chestnut
Glenview, IL 60025
(312) 724-3620
Autodata Corp
21000 S Western Ave
Olympia Fields, IL 60461
(312) 747-9000
American Microprocessors
6634 N University
Pensacola, IL 61814
(309) 692-5852
American Microprocessors
20 N Milwaukee
Prairieview, IL 60069
(312) 634-0078
Quincy Hobby Center
3632 Maine St
Quincy, IL 62301
(217) 223-6498
Data Domain
1612 E Algonquin
Schauamburg, IL 60195
(312) 397-8700
Practical Computer Systems
1015 East Adams
Springfield, IL 62703
(217) 523-9899

INDIANA

Byte Shop of Colorado Springs
1845 N Circle Drive
Colorado Springs, CO 80909
(303) 633-7075
Sileo Electronics Co
381 S Broadway
Denver, CO 80209
(303) 777-3222
Tricomp Computer Country
3489 W 72nd Ave, Suite 101
Denver, CO 80030
(303) 476-7743
Byte Shop, Inc
3483 South Acorn
Englewood, CO 80110
(303) 761-6232
Total Data Systems
125 Farway Lane
Fort Collins, CO 80521
(303) 491-5692

DISTRICT OF COLUMBIA

American Data Home Office
Computer
1030 15th Street
Washington, D.C. 20005
(202) 466-6612

FLORIDA

Olson Electronics
5833 Ponce de Leon
Coral Gables, FL 33146
(305) 666-3327
Tans Data Corp
161 Almetra Avenue
Coral Gables, FL 33134
(305) 576-7666
Intercontinental Computer
2754 N W N. River Drive
Miami, FL 33142
(305) 633-1548

FLORIDA

Olson Electronics
1644 N E Second
Miami, FL 33132
(305) 374-4127
Olson Electronics
6801 22nd Avenue, N
Tyrone Square Mall
St Petersburg, FL 33710
(813) 345-9111
Olson Electronics
1215 South Dale Mabry
Tampa, FL 33609
(813) 253-3129

GEORGIA

Electronic Information
Systems
170 Heatherwood Lane
Athens, GA 30601
(404) 353-2858
Graham Business Computer
5725 Buford Highway,
Suite 216
Atlanta, GA 30340
(404) 457-8540
Columbus Software Center
4723 Northgate, Box 8088
Columbus, GA 31908
(404) 563-7729
Olson Electronics
2571 N Decatur
Decatur, GA 30033
(404) 378-4201

HAWAII

Small Computer Systems
3149c Waialae
Honolulu, HI 96818
(808) 732-5245

ILLINOIS

American Microprocessors
1100 E Broadway
Alton, IL 62002
(618) 465-4489
Simbu Corp
800 N Main St
Antioch, IL 60002
(312) 395-8399
Tech-Tronics
715 S University
Carbondale, IL 62901
(618) 549-8495
Adorns Computing
2855 W Nelson
Chicago, IL 60618
(312) 483-0847
Electronic Systems
611 N Wells
Chicago, IL 60610
(312) 544-6655
Olson Electronics
4101 N Milwaukee
Chicago, IL 60641
(312) 545-7336
A & H Associates Ltd
2530 Crawford
Evanston, IL 60062
(312) 328-2600
Process Systems
228 School
Geneva, IL 60134
(312) 232-7195

KANSAS

Dunn Electronics
1099 S Kansas
Liberals, KS 67901
(316) 624-1898
Communications
Specialties Ltd
530 N Third St
Manhattan, KS 66502
(913) 776-7292
Barney & Associates
425 N Broadway
Pittsburg, KS 66762
(316) 231-1970
Technigraphics
5911 Clarendon
Wichita, KS 67220
(316) 744-2443

KENTUCKY

Olson Electronics
117 Southland
Lexington, KY 40503
(606) 278-9413
Data Domain
3028 Hunsinger
Louisville, KY 40220
(502) 456-5242
Olson Electronics
4137 Shelbyville
Louisville, KY 40207
(502) 893-2562

MARYLAND

The Mailbox
4431 Leigh
College Park, MD 20740
(301) 477-5528
Systems Engineering
1749 Rockville Pike #307
Rockville, MD 20842
(301) 468-1822
The Mail Box
2621 University Blvd W
Wheaton, MD 20902
(301) 933-8555

MICHIGAN

The Abacus
Route 1 Box 193
Niles Road
Berrin Springs, MI 49103
(616) 429-3030
Krimble Terminals
451 S Eton
Birmingham, MI 48008
(313) 645-5553
MicroComputer World
313 Michigan N E
Grand Rapids, MI 49503
(616) 451-8972
Concept Engineering
3706 Malibu
Lansing, MI 48910
(517) 394-0585
Olson Electronics
29121 DeQuindre
Madison Heights, MI 48071
(313) 546-0150
Great Lakes Photo
5001 Eastman
Midland, MI 48640
(517) 631-5461

MINNESOTA

North State Microcomputers
1600 London Rd Ste 100
Duluth, MN 55812
(218) 728-2695
Custom Computer Systems
1823 Lowry
Minneapolis, MN 55411
(612) 588-3944
A B S
547 25th Avenue North
St Cloud, MN 56301
(612) 253-8734
Ronald Frisch
Frisch Computers
1415 Arcade
St Paul, MN 56301
(612) 771-7869
Westronics
716 NW 8th St
Wilmar, MN 56201
(612) 235-6096

MISSISSIPPI

Jack Fisher Sales
100 Mann
Michigan City, MS 38647
(601) 224-6470

MISSOURI

Four State Microcomputer
462 Main
Joplin, MO 64801
(417) 782-1285
Impact Systems
613 W 3rd St
Lee's Summit, MO 64063
(816) 524-5333
The Computer Bit
1320 S Glenstone
Springfield, MO 65804
(417) 883-3709
Futureworld
1909 Seven Pines
St Louis, MO 63141
(314) 434-1121
Sauer Computer Systems
1750 South Brentwood
Suite 601
St Louis, MO 63144
(314) 962-0382

MONTANA

Lenco
P O Box 2418
Culbitt, MT 59427
(406) 336-3117
NEBRASKA
Intelligent Sys & Robotics
2335 S 35th
Lincoln, NE 68506
(402) 483-1989
Omaha Computer Store
4540 South 84th
Omaha, NE 68127
(402) 392-3580

NEVADA

J B A Associates
1700 Western Ave #C
Las Vegas, NV 89102
(702) 382-0562

NEW JERSEY

Computer Corner
240 Wanque
Rampton Lake, NJ 07442
(201) 835-7080
Garden State Computer
922 South Avenue
Westfield, NJ 07090
(201) 232-0511

NEW YORK

DBIS
475 White Plains Road
Eastchester, NY 10707
(914) 779-5292
Associated Consultants
33 Ogden
East Williston NY 11596
(516) 746-1079
Al A Gillette Farm Records
P O Box 96
Manlius, NY 13104
(315) 477-6405
Aniso Craft
314 5th Avenue
New York, NY 10001
(212) 279-9034
Better Programming
Systems Inc
275 Forl Washington Ave
New York, NY 10032
(212) 694-6601
Computer Mart of N Y
118 Madison
New York, NY 10016
(212) 686-7923
Brag Microcomputers
19 Cambridge
Rochester, NY 14607
(716) 442-5861
Universal Data Research
234 Tenney Terrace
Williamsville, NY 14221
(716) 689-7788

NORTH CAROLINA

General Sys Programming
1013 University Avenue
Grand Forks, ND 58201
(701) 746-1042

OHIO

Olson Electronics
69 West State
Akron, OH 44308
(216) 762-0301
Olson Electronics
3265 W Market
Akron, OH 44313
(216) 864-3407
Olson Electronics
260 S Forge St
Akron, OH 44327
(216) 535-1800
Cybertronics
16327 Timber Valley
Houston, TX 77070
(713) 376-8431
Mr Computer
444 FM 1960 W, Suite E
Houston, TX 77090
(281) 444-7419
Key Computers
1230 Main
League City, TX 77573
(713) 332-5555
Computer Shop
5812 San Pedro
San Antonio, TX 78216
(512) 698-0553

TENNESSEE

Computer Power of Memphis
3540 Walker Avenue
Memphis, TN 38111
(901) 452-1526
Computer Power of Oak Ridge
800 Oak Ridge Turnpike
Oak Ridge, TN 37830
(615) 485-9031

TEXAS

Personnel Cost Control
11311 Stermon Freeway
Dallas, TX 75229
(214) 634-1230
Cybertronics
16327 Timber Valley
Houston, TX 77070
(713) 376-8431
Mr Computer
444 FM 1960 W, Suite E
Houston, TX 77090
(281) 444-7419
Key Computers
1230 Main
League City, TX 77573
(713) 332-5555
Computer Shop
5812 San Pedro
San Antonio, TX 78216
(512) 698-0553

UTAH

Home Computer Store
2343 East 3300 South
Salt Lake City, UT 84109
(801) 484-6502
TV Specialists
170 E 2100 South
Salt Lake City, UT 84108
(801) 486-7555

VIRGINIA

Community General Store
2704 N Pershing
Arlington, VA 22201
(703) 527-4600
H&B Computers
217 E Main St
Charlottesville, VA 22901
(804) 295-1975
Microsystems, Inc
5320 Williamson
Roanoke, VA 24012
(703) 563-0693

WASHINGTON

Ye Oldie Computer Shoppe
1605 E Isaac St
Walla Walla, WA 99362
(509) 529-9331
Ye Oldie Computer Shoppe
546 North 6th
Walla Walla, WA 99362
(509) 529-9566
Integrated Management
Systems
7074 White Butterfly Lane
Reynoldsburg, OH 43068
(614) 868-1307
Olson Electronics
7401 Market
Medina, OH 44256
(216) 725-4560
Micro Systems Sales
30 W Aurora Road
Northfield, OH 44067
(216) 487-0003
Integrated Management
Systems
7074 White Butterfly Lane
Reynoldsburg, OH 43068
(614) 868-1307
Olson Electronics
7401 Market
Medina, OH 44256
(216) 725-4560
Southern Park Mall
Youngstown, OH 44512
(614) 759-3828

OKLAHOMA

Gauge Engineering
910 Brent Street
Clinton, OK 73601
(405) 323-2320
Accounting Systems
2709 Orlando
Oklahoma City, OK 73120
(405) 751-1537
Gauge Engineering
3824 S 79th East
Tulsa, OK 74145
(918) 627-1064

OREGON

Computer Solutions Inc
4600 NW Sulphur Springs
Road
Corvallis, OR 97330
(503) 745-5172

SCHOOLYUTES INC

Box A Ohara Hall
Marylhurst, OR 97036
(503) 635-3544
Fial Computer
10375 SE 42nd Avenue
Milwaukie, OR 97222
(503) 654-9574

PENNSYLVANIA

Broad Enterprises
550 N Deer/Rt 15
Lewisburg, PA 17837
(717) 523-5864
Television Parts Co Inc
518 5th Ave
New Brighton, PA 15086
(412) 846-4044
International
Automation Inc
2nd Floor
Mellon Bank Bldg
New Kensington, PA 15068
(412) 335-3090
Olson Electronics
5918 Penn
Pittsburgh, PA 15206
(412) 362-1333
Olson Electronics
3405 Saw Mill Run
Pittsburgh, PA 15227
(412) 881-0700
Olson Electronics
4778 McKnight
Pittsburgh, PA 15237
(412) 366-7290
Abacus Data Systems
Route 8
Reno, PA 16343
(814) 877-6502
Creative Computer Systems
& Software
14 S Church St
West Chester, PA 19380
(715) 436-4750

SOUTH CAROLINA

Island Business Machines
21 Kingbird
Hilton Head Is SC 29928
(803) 785-3631

SWITZERLAND

Naefco Corp
4023 Basel
Basel, Switzerland 4023
(011416) 4832626
WEST GERMANY
Pan Atlantic Computer
Systems GmbH
81 Darmstadt
FriedenstraÙe 78
West Germany
(06151) 292923
BISY
RheinstraÙe 2
4040 Neuss 1
West Germany
(02101) 28124
Microcomputer
Datensysteme GmbH
AlfredstraÙe 5
P O Box 11-08-88
D-6100 Darmstadt
West Germany
(06151) 71-4444

SWITZERLAND

Naefco Corp
4023 Basel
Basel, Switzerland 4023
(011416) 4832626
WEST GERMANY
Pan Atlantic Computer
Systems GmbH
81 Darmstadt
FriedenstraÙe 78
West Germany
(06151) 292923
BISY
RheinstraÙe 2
4040 Neuss 1
West Germany
(02101) 28124
Microcomputer
Datensysteme GmbH
AlfredstraÙe 5
P O Box 11-08-88
D-6100 Darmstadt
West Germany
(06151) 71-4444

SWITZERLAND

Naefco Corp
4023 Basel
Basel, Switzerland 4023
(011416) 4832626
WEST GERMANY
Pan Atlantic Computer
Systems GmbH
81 Darmstadt
FriedenstraÙe 78
West Germany
(06151) 292923
BISY
RheinstraÙe 2
4040 Neuss 1
West Germany
(02101) 28124
Microcomputer
Datensysteme GmbH
AlfredstraÙe 5
P O Box 11-08-88
D-6100 Darmstadt
West Germany
(06151) 71-4444

SWITZERLAND

Naefco Corp
4023 Basel
Basel, Switzerland 4023
(011416) 4832626
WEST GERMANY
Pan Atlantic Computer
Systems GmbH
81 Darmstadt
FriedenstraÙe 78
West Germany
(06151) 292923
BISY
RheinstraÙe 2
4040 Neuss 1
West Germany
(02101) 28124
Microcomputer
Datensysteme GmbH
AlfredstraÙe 5
P O Box 11-08-88
D-6100 Darmstadt
West Germany
(06151) 71-4444

The Age of Affordable Personal Computing Has Finally Arrived.

Ohio Scientific has made a major breakthrough in small computer technology which dramatically reduces the cost of personal computers. By use of custom LSI micro circuits, we have managed to put a complete ultra high performance computer and all necessary interfaces, including the keyboard and power supply, on a single printed circuit board. This new computer actually has more features and higher performance than some home or personal computers that are selling today for up to \$2000. It is more powerful than computer systems which cost over \$20,000 in the early 1970's.

This new machine can entertain your whole family with spectacular video games and cartoons, made possible by its ultra high resolution graphics and super fast BASIC. It can help you with your personal finances and budget planning, made possible by its decimal arithmetic ability and cassette data storage capabilities. It can assist you in school or industry as an ultra powerful scientific calculator, made possible by its advanced scientific

math functions and built-in "immediate" mode which allows complex problem solving without programming! This computer can actually entertain your children while it educates them in topics ranging from naming the Presidents of the United States to tutoring trigonometry all possible by its fast extended BASIC, graphics and data storage ability.

The machine can be economically expanded to assist in your business, remotely control your home, communicate with other computers and perform many other tasks via the broadest line of expansion accessories in the microcomputer industry.

This machine is super easy to use because it communicates naturally in BASIC, an English-like programming language. So you can easily instruct it or program it to do whatever you want, *but you don't have to*. You don't because it comes with a complete software library on cassette including programs for each application stated above. Ohio Scientific also offers you hundreds of inexpensive programs on ready-to-run cassettes. Program it yourself or just enjoy it; the choice is yours.



Ohio Scientific offers you this remarkable new computer two ways.

Challenger 1P \$349

Fully packaged with power supply. Just plug in a video monitor or TV through an RF converter to be up and running.



Superboard II \$279

For electronic buffs. Fully assembled and tested. Requires +5V. at 3 Amps and a video monitor or TV with RF converter to be up and running.

Standard Features

- Uses the ultra powerful 6502 microprocessor
- 8K Microsoft BASIC-in-ROM
Full feature BASIC runs faster than currently available personal computers and all 8080-based business computers.
- 4K static RAM on board expandable to 8K
- Full 53-key keyboard with upper/lower case and user programmability
- Kansas City standard audio cassette interface for high reliability
- Full machine code monitor and I/O utilities in ROM
- Direct access video display has 1K of dedicated memory (besides 4K user memory), features upper case, lower case, graphics and gaming characters for an effective screen resolution of up to 256 by 256 points. Normal TV's with overscan display about 24 rows of 24 characters; without overscan up to 30 X 30 characters.

Extras

- Available expander board features 24K static RAM (additional), dual mini-floppy interface, port adapter for printer and modem and an OSI 48 line expansion interface.
- Assembler/editor and extended machine code monitor available.

ORDER FORM

Order direct or from your local Ohio Scientific dealer.

I'm interested. Send me information on your:

Personal Computers Business Systems

Send me a Superboard II \$279 enclosed

Send me a Challenger 1P \$349 enclosed

Include 4 more K of RAM (8K Total) \$69 more enclosed

Name _____

Address _____

City _____ State _____ Zip _____

Payment by: BAC (VISA) _____ Master Charge _____ Money Order _____

Credit Card Account # _____

Expires _____ Interbank # (Master Charge) _____

Ohio Residents add 4% Sales Tax

TOTAL CHARGED OR ENCLOSED _____

All orders shipped insured UPS unless otherwise requested. FOB Aurora, OH

Interested in a bigger system? Ohio Scientific offers 15 other models of microcomputer systems ranging from single board units to 74 million byte hard disk systems.

Circle 290 on inquiry card.

OHIO SCIENTIFIC

America's Largest Full Line Microcomputer Company
1333 S. Chillicothe Road • Aurora, Ohio 44202 (216) 562-3101

Letters

COMPUTER INSURANCE?

In response to Leonard Anderson's letter (October 1978 BYTE, page 157) regarding insurance for computers, I think a few comments are in order:

1. A standard homeowners policy will extend to cover a microcomputer system. As Mr Anderson mentioned, this type of policy is generally set at minimum amount of coverage for personal property within a dwelling at 50 percent of the dwelling itself. However, this is a minimum amount and it can be increased usually at a rate of about \$2 per thousand, to whatever limit is necessary to cover the contents involved.
2. Coverage under a homeowners policy, however, provides coverage only on a "named peril" basis. That is, such types of losses as fire, smoke, vandalism and theft would be covered. On the other hand, losses such as breakage would not be covered under this type of policy.
3. If a broader form of coverage is needed, it should be possible to have a separate personal property floater written to cover the microcomputer. We have done this in some instances and it does give an "all risk" form of coverage. It is necessary, however, to specify the values involved in your system when writing this type of policy.
4. In any event, both the homeowners and the personal property floater cover only the value of raw media, eg: disks and tapes will be covered only for the value of the disks or tapes, not for the value of the programs entered on those media. This would not apply, however, to commercially purchased disks and tapes which already have programs on them, since the insurable value would be the purchase price.
5. In all the above instances, we have assumed that the computer is a personal computer and is not being used for business purposes. If the system is being used for business purposes, it is necessary to write a separate policy to cover this system. A homeowners policy will specifically exclude equipment used for business purposes, and in that event I would recommend that you write either a personal property floater or, for

those persons who have an office but take their computer home for additional programming, etc, it would probably be possible to extend the business policies to cover the computer.

6. For those persons involved in fairly extensive business use of computers, there are speciality policies written by a limited number of insurance companies, (eg: St Paul Insurance Company and Fireman's Fund) which are specifically designed to cover both computer systems and all forms of media.

I hope these comments will be of some help to your readers.

Bob Henderson CPCU, CLU
Hendersons Inc Insurance Brokers
6548 S Bright Av
Whittier CA 90601

SOME FOOTNOTES FROM JAPAN

I mentioned "two recent Tokyo shows" in my letter *Some Notes From Japan* in September 1978 BYTE, page 17. The Sharp PC1300 appeared at the business show, as mentioned; the other items (Mitsubishi, Panafacom, NEC, etc) were at the microcomputer show. Sorry about the omission.

A conversion error of 680 grams to 8 ounces appeared in my letter. 1 pound 8 ounces is nearer.

Also, NEC's Level 2 BASIC has only just appeared (September 1978). It's a replacement read only memory for the 8080 system.

K S Wilkinson
CPO Box 1748
Tokyo JAPAN 100-91

JUMPING BACKWARDS WITH WADUZITDO

I found the WADUZITDO program (September 1978 BYTE, page 166) fun to play with and I noticed that the JUMP function could easily be modified to permit backward jumps, as follows:

```
00A5 FE 0100 LDX LOC
00A8 C4 0F AND B #50F
00AA 26 02 BNE JF
```

Now, WADUZITDO can jump back in an absolute fashion (rather than rela-

Continued on page 166

See Sol[®] at all these fine computer centers

CA: Costa Mesa: Orange County Computer Center, (714) 646-0221. Modesto: Computer Magic, (209) 527-5156. Mountain View: Digital Deli, (415) 961-2670. San Rafael: The Byte Shop, (415) 457-9311. Walnut Creek: The Byte Shop, (415) 933-6252. CO: Denver: The Byte Shop, (303) 399-8995. CT: Bethel: Technology Systems, (203) 748-6856. FL: Ft. Lauderdale: Byte Shop of Ft. Lauderdale, (305) 561-2983. Miami: Byte Shop of Miami, (305) 264-2983. Tampa: MicroComputer Systems, (813) 879-4301. IL: Lombard: Midwest Microcomputer, (312) 495-9889. IA: Davenport: Memory Bank, (319) 386-3330. KY: Louisville: Martronix Associates, (502) 459-0500. MD: Silver Springs: Computers Etc., (301) 588-3748. Towson: Computers Etc., (301) 296-0520. MO: Florissant: Computer Country, (314) 921-4434. NH: Nashua: Computerland of Nashua, (603) 889-5238. NJ: Cherry Hill: Computer Emporium, (609) 667-7555. Iselin: Computer Mart of New Jersey, (201) 283-0800. NY: Endwell: The Computer Tree, (607) 748-1223. Syracuse: Computer Shop of Syracuse, (315) 637-6208. White Plains: The Computer Corner, (914) 949-3282. NC: Raleigh: ROM's 'N' RAM's, (919) 781-0003. OH: Akron: The Basic Computer Shop, (216) 867-0808. OR: Beaverton: Byte Shop Computer Store, (503) 644-2686. Portland: Byte Shop Computer Store, (503) 223-3496. PA: King of Prussia: Computer Mart of Pennsylvania, (215) 265-2580. RI: Warwick: Computer Power, Inc., (401) 738-4477. TN: Kingsport: Microproducts & Systems, (615) 245-8081. TX: Arlington: Computer Port, (817) 469-1502. Arlington: Micro Store, (817) 461-6081. Houston: Interactive Computers, (713) 772-5257. Houston: Interactive Computers, (713) 486-0291. Lubbock: Neighborhood Computer Store, (806) 797-1468. Richardson: Micro Store, (214) 231-1096. UT: Salt Lake City: Home Computer Store, (801) 484-6502. WA: Bellevue: Byte Shop Computer Store, (206) 746-0651. Seattle: Byte Shop of Seattle, (206) 622-7196. WI: Madison: The Madison Computer Store, (608) 255-5552. Milwaukee: The Milwaukee Computer Store, (414) 445-4280. DC: Georgetown: Georgetown Computer Emporium, (202) 337-6545. CANADA: London, Ontario: The Computer Circuit Ltd., (519) 872-9370. Toronto, Ontario: Computer Mart Ltd., (416) 484-9708. Vancouver, B.C.: Basic Computer Group Ltd., (604) 736-7474. ARGENTINA: Buenos Aires: Basis Sistemas Digitales, 93-1988 or 57-7177. AUSTRALIA: Sydney: Automation Statham, (02) 709-4144. BELGIUM: Bruxelles: S.P.R.L. Finncontact, 2/345-98-95. COLUMBIA: Bogota: Video National, 326650. MEXICO: Mexico City: Industrias Digitales, (905) 524-5132. PHILIPPINES: San Juan, Metro Manila: Integrated Computer Systems, Inc., 78-40-71. SPAIN: Barcelona: Interface S.A., (93) 301 7851. SWEDEN: Stockholm: Wernor Elektronik, (0) 8717-62-88. UNITED KINGDOM: Huntingdon, England: Comant, Ltd., (0480) 74356. VENEZUELA: Los Ruices, Caracas: Componentes Y Circuitos Electronicos TTLCA, 355591.



Sol.[®] The small computer that won't fence you in.

A lot of semantic nonsense is being tossed around by some of the makers of so-called "personal" computers. To hear them tell it, an investment of a few hundred dollars will give you a computer to run your small business, do financial planning, analyze data in the engineering or scientific lab — and when day is done play games by the hour.

Well, the game part is true. The rest of the claims should be taken with a grain of salt. Only a few personal computers have the capacity to grow and handle meaningful work in a very real sense. And they don't come for peanuts.

Remember, there's no free lunch.

So before you buy any personal computer, consider Sol.[®] It costs more at the start but less in the end. It can grow with your ability to use it. Sol is not cheap. But it's not a delusion either.

Sol small computers are at the very top of the microcomputer

spectrum. They stand up to the capabilities of mini systems costing four times as much.

No wonder we call it the serious solution to the small computer question.

Sol is the small computer system to do the general ledger and the payroll. Solve engineering and scientific problems. Use it for word processing. Program it for computer aided instruction. Use it anywhere you want versatile computer power!

Build computer power with our software.

At Processor Technology we've tailored a group of high-level languages, an assembler and other packages to suit the wide capabilities of our hardware.

Our exclusive Extended BASIC is a fine example. This BASIC features complete matrix functions. It comes on cassette or in a disk version which has random as well as sequential files.

Processor Technology FORTRAN is similar to FORTRAN IV and

has a full set of extensions designed for the "stand alone" computer environment.

Our PILOT is an excellent text oriented language for teachers.


Sold and serviced only by the best dealers.

Sol Systems are sold and serviced by an outstanding group of conveniently located computer stores throughout the U.S. and Canada.

For more information contact your nearest dealer in the adjacent list. Or write Department B, Processor Technology, 7100 Johnson Industrial Drive, Pleasanton, CA 94566. Phone (415) 829-2600.

In sum, all small computers are not created equal and Sol users know it to their everlasting satisfaction.

Processor Technology



DYNABYTE COMPUTERS ARE ALL BUSINESS INSIDE AND OUT.

When we designed our new small business computers, we meant business.

As basic as that seems, it is unique. Just about every other microcomputer being sold as a small business system today was originally designed as a kit for hobbyists.

Every design decision was made with quality and reliability in mind. The result is dependable performance and a solid appearance for business, professional and scientific applications.

FIRST SMALL SYSTEM WITH BIG SYSTEM STORAGE

Many applications handle large quantities of information, so the DB8/2 uses two quad density 5-inch disk drives with our exclusive Dual Density Disk Controller for up to 1.2 megabytes of formatted storage. That's more capacity than two single density 8-inch drives.

If you need more storage, our DB8/4 has two 8-inch drives with up to 2 megabytes capacity, more than any other dual floppy disk system on the market.

OUR SOFTWARE IS BIG ON BUSINESS

Dynabyte helps you get down to business immediately. The DB8/2 is the first microcomputer to offer enough storage capacity on 5-inch drives to fully utilize CP/M,* the most widely accepted disk operating system. We also supply and support BASIC, FOR-

* CP/M is a trademark of Digital Research.

TRAN and COBOL programming languages. Our applications packages include general ledger, accounts receivable, word processing and many other CP/M compatible programs.

Reliability is a big consideration in buying a business computer, so we built it in. Our edge connectors meet military specifications, the toughest electronics manufacturing standard. Our regulated power supply is designed to meet U.L. standards, which means the entire system runs cool and dependable. And our cast aluminum enclosures are rugged as well as attractive.

AND THE BIGGEST THING OF ALL

Customer support. Our support starts at the factory with testing and burn-in programs that assure the *entire* integrated system is reliable prior to shipment. Our completely modular design allows continuing support in the field. We maintain a bonded inventory of all sub-system modules which means we can deliver replacement sub-assemblies overnight nearly anywhere in the continental U.S.

Dynabyte built in little things, too. Like a fully-populated 12-slot backplane, switched AC outlets for accessories, an option for European power, quiet whisper fans with long-life metal construction, lighted indicator switches for Power On and Halt, a shielded enclosure to protect disk drives from electro-mechanical interference, and a fully enclosed power supply for

operator safety.

Since we didn't cut corners in design, the price/performance ratios of our systems make good business sense.

THE INSIDE FACTS

The DB8/2 Computer System includes two 5-inch disk drives either single or double sided for up to 1.2 megabytes of mass storage; a 4MHz Z-80 processing module with one parallel and two serial ports, an EPROM programmer and up to 4k ROM; 32k of RAM, a 12-slot fully-populated backplane; our exclusive Dual Density Disk Controller, and CP/M.

The DB8/1 Computer includes a 4MHz Z-80 processor with one parallel and two serial I/O ports, an EPROM programmer and up to 4k of ROM; 32k RAM, and a 12-slot fully-populated backplane.

The DB8/4 Disk System, designed to be the mass storage companion to the DB8/1, includes two 8-inch floppy disk drives in either single or double sided configuration for up to 2 megabytes of mass storage, our Dual Density Disk Controller, and CP/M.

All three units will be available in rack mount models.

For a descriptive brochure and price list, call or write Dynabyte, 1005 Elwell Court, Palo Alto, CA 94303. Phone (415) 965-1010.

Or better yet, see your local dealer.

DYNABYTE

YOU CAN DEPEND ON IT.

A Microprocessor for the Revolution:

The 6809

Part 1: Design Philosophy

Terry Ritter
Joel Boney
Motorola Inc
3501 Ed Bluestein Blvd
Austin TX 78721

This is a story. It is a story of computers in general, specifically microcomputers, and of one particular microprocessor — with revolutionary social change lurking in the background. The story could well be imaginary, but it happens to be true. In this 3 part series we will describe the design of what we feel is the best 8 bit machine so far made by human: the Motorola M6809.

Philosophy

A new day is breaking; after a long slow twilight of design the sun is beginning to rise on the microprocessor revolution. For the first time we have mass production computers; expensive, custom, cottage industry designs take on less importance.

Microprocessors are real computers. The first and second generation devices are not very sophisticated as processors go, but they *are* general-purpose logic machines. Any microprocessor can eventually be made to solve the same problems as any large scale computer, although this may be an easier or harder task depending on the microprocessor. (Naturally, some jobs require doing processing *fast*, in real time. We are not discussing those right now. We *are* discussing getting a big job done *some-time*.) What differentiates the classes is a hierarchy of technology, size, performance, and, curiously, philosophy of use.

A processor of given capability has a fixed general complexity in terms of digital logic elements. Consider the computers that were built using the first solid state technology. In short, they consisted of many thousands of individual transistors and other parts on hundreds of different printed circuit cards using thousands of connections and miles of connecting wire. A big computer was a big project and a very big expense. This simple economic fact fossilized a whole generation of technology into the "big computer philosophy."

Because the big computer was so expensive, time on the computer was regarded as a limited and therefore valuable resource. Certainly the time was valuable to researchers who could now look more deeply into their equations than ever before. Computer time was valuable to business people who became at least marginally capable of analyzing the performance of an unwieldy



Photo 1: Systems architects Ritter (right) and Boney review some of the 6809 design documents. This work results in a complete description of the desired part in a 200 page design specification. The specification is then used by logic designers to develop flowcharts of internal operations on a cycle by cycle basis.




Photo 2: 6809 logic design. Design engineer Wayne Harrington inspects a portion of 6809's processor logic blueprint at the Motorola Austin plant. The print is colored by systems engineers to partition the logic for the logic-equivalent TTL "breadboard."

bureaucratic organization. And the computer makers clearly thought that processor time was valuable too; it was a severely limited resource, worth *as much as the market would bear*.

Processor time was a limited resource. But some of us, a few small groups of technologists, are about to change that situation. And we hope we will also change how people look at computers, and how professionals see them too. Computer time should be cheap; people time is 70 years and counting down.

The large computer, being a very expensive resource, quickly justified the capital required to investigate optimum use of that resource. Among the principal results of these projects was the development of batch mode multiprocessing. The computer itself would save up the various tasks it had to do, then change from one to the other at computer speeds. This minimized the wasted time between jobs and spawned the concept of an *operating system*.

People were in the position of waiting for the computer, not because they were less

important than the machine, but precisely because it was a limited resource (the problems it solved were not).

Electronics know-how continued to develop, producing second generation solid state technology: families of digital logic integrated circuits replaced discrete transistor designs. This new technology was exploited in two main thrusts: big computers could be made conceptually bigger (or faster, or better) for the same expense, or

About the Authors

Joel Boney and Terry Ritter are with the Motorola 6800 Microprocessor Design Group in Austin TX. Joel is responsible for the software input into the design of the 6800 family processors and peripheral parts and was a co-architect of the M6809. Terry Ritter is a microcomponent architect, responsible for specification of the 6809 advanced microprocessor. While with Motorola, Terry has been co-architect of the 6809, and co-architect as well of the 6847 and 68047 video display generator integrated circuits. He holds a BSES from the University of Texas at Austin and Joel Boney has a BSE from the University of South Florida.

The other major device needed for home computers – the video display generator color TV interface – is presently in volume production. Several versions are available, many derived from the original Motorola architecture.

computers could be made physically smaller and less expensive. These new, smaller computers (minicomputers) filled market segments which could afford a sizable but not huge investment in both equipment and expertise. Laboratories could use them, for example. But most people, including scientists and engineers, still used only the very large central machines. Rarely were minicomputers placed in schools; few computer science or electrical engineering departments (who might have been at the leading edge of new generation technology) used them for general instruction.

And so the semiconductor technologists began a *third* generation technology: the ability to put all the logic elements required to build a complete computer on a single chip of silicon. The question then became, "How do we use this new technology (to make money)?"

The semiconductor producer's problem with third generation technology was that an unbelievably large development expense was (and is) required to produce just one large scale integration (LSI) chip. The best road to profit was unclear; for a while, customer interconnection of gate array integrated circuits was tried, then dropped. Complete custom designs were (and are) found to be profitable only in very large volumes.

Another road to profit was to produce a

few *programmable* large scale integration devices which could satisfy the market needs (in terms of large quantities of different systems) and the factory's needs (in terms of volume production of exactly the same device). Naturally, the general-purpose computer was seen as a possible answer.

So what was the market for a general-purpose computer? The first thought was to enter the old second generation markets; ie: replacement of the complex logic of small or medium scale integration. Control systems, instruments and special designs could all use a similar processor, but the designer was the key. Designers (or design managers) had to be converted from their heavy first and second generation logic design backgrounds to the new third generation technology. In so doing, some early marketing strategists overlooked the principal microprocessor markets.

Random logic replacement was by no means a quick and sufficient market for microprocessors. In particular, the design cycle was quite long, users were often unsophisticated in their uses of computers, and the unit volume was somewhat small. Only when microprocessors entered high volume markets (hobby, games, etc) did the manufacturers begin to make money and thus provide a credible reason (and funds) for designing future microprocessors. Naturally, the users who wanted more features were surprised that it was taking so long to get new designs – they *knew* what was needed.

Thus semiconductor makers began to realize that their market was more oriented to hobby applications than to logic replacement, and was more generalized than they had thought. But even the hobby market was saturable.

Meanwhile companies continued to improve production and reduce costs, and competition drove prices into the ground. Where could they sell enough computers for real volume production, they wondered. One answer was the personal computer!

Design of Large Scale Integration Parts

The design of a complex large scale integration (LSI) part may be conveniently broken into three phases: the architectural design, the logic and circuit design/architectural review, and the layout software and hardware (breadboard) simulations. Each phase has its own requirements.

The architect/systems designers represent the use of the device, the needs of the marketplace and the future needs of all customers. They propose what a specific cus-




Photo 3: 6809 emulator board. Software and systems engineers implement a functional equivalent of the 6809 as a 6800 program. A 6800 to 6809 cross assembler allows 6809 programs to be assembled and then executed as a check of the architectural design.

A Beautiful Way To Interface



IQ 140

SOROC's first and foremost concern, to design outstanding remote video displays, has resulted in the development of the IQ 140. This unit reflects exquisite appearance and performance capabilities unequalled by others on the market.

With the IQ 140, the operator is given full command over data being processed by means of a wide variety of edit, video, and mode control keys, etc.

The detachable keyboard, with its complement of 117 keys, is logically arranged into 6 sections plus main keyboard to aid in the overall convenience of operation. For example, a group of 8 keys for cursor control / 14 keys accommodate numeric entry / 16 special function keys allow access to 32 pre-programmed commands / 8 keys make up the extensive edit and clear section / 8 keys for video set up and mode control / and 8 keys control message and print.

Two Polling options available: 1) Polling compatible with Lear Siegler's ADM-2. 2) Polling discipline compatible with Burroughs.

IQ 120

The SOROC IQ 120 is the result of an industry-wide demand for a capable remote video display terminal which provides a multiple of features at a low affordable price.

The IQ 120 terminal is a simple self-contained, operator / computer unit.

The IQ 120 offers such features as: 1920 character screen memory, lower case, RS232C extension, switch selectable transmission rates from 75 to 19,200 bps, cursor control, addressable cursor, erase functions and protect mode. Expansion options presently available are: block mode and hard copy capability with printer interface. The IQ 120 terminal incorporates a 12-inch, CRT formatted to display 24 lines with 80 characters per line.

Circle 343 on inquiry card.

SOROC
TECHNOLOGY, INC.

165 FREEDOM AVE., ANAHEIM, CALIF. 92801
(714) 992-2860 / (800) 854-0147

tomer should have that could also be used by other customers, possibly in different ways. They advocate what the customers will really want, even if no customers can be identified who know that they will want it, that it is possible or that it is inexpensive. The attitude that "I know what is best for you" may be irritating to most people, but it is necessary in order to make maximum use of a limited resource (in this case, a single LSI design). The architect eventually generates the design specification used in subsequent phases of the design.

Logic design consists of the production of a cycle by cycle flowchart and the derivation of the equations and logic circuitry necessary to implement the specified design. This is a job of immense complexity and detail, but it is absolutely crucial to the entire project. Throughout this phase, the specification may be iterated toward a local optimum of maximum features at minimum logic (and thus, cost). The architectural design continues, and techniques are developed to cross-check on the logical correctness of the architecture.

The third phase is the most hectic in terms of demands and involvement. By this time, many people know what the product is and see the resulting part merely as the turning of an implementation "crank." It seems to those who are not involved in this phase that more effort could cause that crank to turn faster. Since the product could be sold immediately, delay is seen as a real


loss of income. In actual practice, more effort will sometimes "break the crank."

A medium scale integration logic implementation (usually transistor-transistor logic, for speed) is required to verify the logic design. A processor emulation may require ten different boards of 80 medium scale integrated circuits each and hundreds of board to board interconnections. Each board will likely require separate testing, and only then will the emulation represent the processor to come. Extensive test programs are required to check out each facet of the part, each instruction, and each addressing mode. This testing may detect logic design errors that will have to be fixed at all levels of design.

Circuit design, in the context of the semiconductor industry, depends upon running computer simulations (which require sophisticated device models) of signals at various nodes to verify that they will meet the necessary speed requirement. Transistors are sized and polysilicon lines changed to provide reliable worst case operation.

Layout is the actual task of arranging transistors and interconnections to implement the logic diagram. Circuit design results will indicate appropriate transistor sizes and polysilicon widths; these must now be arranged for minimum area. Every attempt is made to make general logic "cells" which can be used in many places across the integrated circuit, but area minimization is the principal concern.

Photo 4: Circuit design. Detailed computer simulations of the circuit under design yield predictions of on chip waveforms. Tulley Peters and Bryant Wilder decide to enhance a particular critical transistor.



The C3-S1

by Ohio Scientific

**Possibly the world's
most popular
floppy disk based
microcomputer.**



Since its introduction in August, 1977, the Challenger III has gained tremendous acceptance in small business, educational and industrial development applications. Thousands of C3-S1's have been delivered and today hundreds of C3-S1 demonstrator units are set up at computer retailers around the country.

Why has the Challenger III become so successful in the fiercely competitive microcomputer industry? Here are just a few of the possible reasons.

- The Challenger III is the fastest microcomputer in BASIC (see "BASIC Timing Comparisons," *Kilobaud*, October, 1977, where Ohio Scientific out benchmarks all competitors).

- The Challenger III is the only computer system with a 6502A, 6800 and Z-80 offering the programmer all popular micros for maximum versatility.

- The C3 is backed by the largest base of systems level software for any microcomputer system including:

For the 6502A:

- Microsoft 6 and 9 Digit BASIC
- Assembler Editor
- Word Processor
- OS-65D Development DOS
- OS-65U End User DOS with Extended BASIC

For Floppys

- Winchester Hard Disks
- Multi-users (Level 2)
- Distributed Processing (Level 3)

For the 6800:

- Floppy DOS
- Assembler Editor

For the Z-80:

- Floppy DOS
- Microsoft Disk Extended BASIC
- Microsoft FORTRAN
- Microsoft COBOL
- Macro Assembler and Editor
- And Much More

- The C3 supports OS-65U, the ultra high performance "virtual data memory" DOS for floppys and hard disks which makes complex file structures like multi-key ISAM easy to use.

- The C3 is backed by a large library of applications programs

and can make use of the tremendous amount of BASIC programs offered by independent suppliers and publishers because it uses Microsoft BASIC, the standard of the industry. Complete turnkey and custom business packages are available for the C3 from most OHIO SCIENTIFIC DEALERS.

- The C3 electronics and software are available in alternate mechanical configurations for special applications including the C3-OEM for volume users and the C3 letter series (C3-A, C3-B) which are optimized for use with hard disks.

- C3 systems are always delivered ready to use with 32K static RAM, dual floppys for 500K bytes of on-line storage and an RS-232 port strappable from 75 to 19,200 baud all *standard* in the minimum configuration.

- C3 systems offer the greatest expansion capability in the microcomputer industry. The C3 series supports OHIO SCIENTIFIC'S full line of over 40 expansion accessories. The maximum configuration is 768K bytes RAM, four 74 million byte Winchester hard disks (CD-74), 16 communications ports, real time clock, line printer, Word Processing printer and numerous control interfaces.

- C3 systems have phenomenal performance-to-cost ratios. The C3-S1 base price with 32K RAM, dual floppys, RS-232 port complete with 8K BASIC and DOS is under \$3600 and expansion accessories are comparably priced. For example, the CD-74, 74 million byte Winchester disk complete with interface and OS-65U operating system at about \$6000.

The C3 series is quite possibly so successful because it offers the highest hardware performance, best software support, most versatility and greatest expandability in the microcomputer systems market at nearly the lowest price in the industry.

For more information, contact your local OHIO SCIENTIFIC DEALER or the factory at (216) 562-3101.

OHIO SCIENTIFIC

1333 S. Chillicothe Road • Aurora, Ohio 44202

The layout for the chip eventually exists only as a computer data base. Each cell is individually digitized into the computer, where it can be arbitrarily positioned, modified or replicated as desired. Large 2 by 3 m (6.5 by 10 feet) plots of various areas of the chip are hand checked to the logic diagram by layout and circuit designers as final checks of the implemented circuit.

When layout is complete, the computer data base that represents the chip design is sent to the *mask* shop (the mask is a photographic stencil of the part used in the manufacturing process). At the mask shop precision plotting and photographic step and repeat techniques are used to produce glass plates for each mask layer. Each mask covers an entire wafer with etched nickel or chrome layouts at real chip size. (A typical LSI device will be between 5 by 5 and 7.5 by 7.5 mm (0.2 by 0.2 and 0.3 by 0.3 inches). These masks are used to expose photosensitive etch resist that will protect some areas of the wafer from the chemical processes which selectively add the impurities that create transistors.

Actual processing steps are quite similar for each part. But the processing itself is a variable, and it will not be known until final testing exactly how many parts will turn out to be saleable. Therefore, a best estimate is taken, and the required number

of wafers (of a particular device) is started and processed. The whole industry revolves around highly trained production engineers, chemists and others who process wafers to highly secret recipes. Some recipes work, some don't. You find out which ones do by testing.

Each die (ie: individual large scale integration circuit) is tested while still on the wafer; failing devices are marked with a blob of ink. The wafer is sawed into individual dies and the good devices placed into a plastic or ceramic package base. The connection pads are "die bonded" to the exposed internal lead frame with very tiny wire. The package is then sealed and tested again.

Testing a device having only 40 pins but which has up to 40,000 internal transistors is no mean trick nor a minor expense. Furthermore, the device must execute all operations properly at the worst case system conditions (which may be high or low extremes of temperature, voltage and loading) and work with other devices on a common bus. Thus, the device is not specified to its own maximum operating speed, but rather the speed of a worst case system. Motorola microprocessors can usually be made to run much faster (and much slower) than their guaranteed worst case specifications.

Project Goals

The 6809 project started life with a number of (mostly unformalized) goals. The principal public goal was to upgrade the 6800 processor to be definitely superior to the 8 bit competition. (The Motorola 68000 project will address the 16 bit market with what we believe will be another superior processor.) Many people, including many customers, felt that all that had to be done was to add another index register (Y), a few supporting instructions (LDY, STY) and correct some of the past omissions (PSHX, PULX, PSHY, PULY). Since this would mean a rather complete redesign anyway, it made little sense to stop there.

A more philosophical goal — thus one much less useful in discussions with engineers and managers (who had their own opinions of what the project should be) — was to minimize software costs. This led to an extensive, and thus hard to explain, sequence of logic that went somewhat like this:


Q: How do we reduce software costs?

A: 1. Write code in a block structured high level language.



Photo 5: Checking the flowcharts. Logic and circuit designer Bryant Wilder compares the specification to one of the flowcharts. The flowcharts are used to develop Boolean equations for the required logic; those equations are then used to generate a logic diagram.

Micromation has done for the S-100 bus what IBM did for the floppy disk.



Reliably doubled capacity.

Double Capacity

The DOUBLER — Micromation's latest advance in floppy disk technology — doubles the capacity of floppy disk systems. Over 500 KBytes are recorded on each side of an 8" disk. This means bigger files for more powerful systems.

Double Speed

Data transfer with the DOUBLER is twice as fast — 500 Kbits per second. And since there is twice as much data on each track, your drive steps only half as much — so your system runs faster than it ever has before!

Increased Reliability

That's right — even better reliability. Why? Because we did it the IBM way. IBM designed 2D formatting — so it has to be reliable. Micromation's innovative, state-of-the-art design incorporates write precompensation electronics and a phase lock oscillator on a single, all digital, S-100 circuit board. So we guarantee the DOUBLER will be more dependable than your present single density controller — and we warrant the DOUBLER for a full year.

Unbeatable Convenience

It couldn't be easier to step up to double density. The DOUBLER operates automatically in either single or double density. Just insert a diskette and you're running properly. You can transfer files between single or double density diskettes without any software or hardware changes — or even operate with one single and one double density diskette.

Installation is a snap. There's a hardware UART on board

and the software is all ready to go. An onboard 2708 EPROM contains the bootstrap. There's even jump-on-reset circuitry so you can operate without a front panel. And, of course, we include utilities to format diskettes.

Universally Versatile

The DOUBLER will operate with all industry-standard mini and full-sized drives. And it will work in any 8080 or Z-80 S-100 computer operating at 2 to 4 MHz. The DOUBLER will support up to four double or single headed drives.

Fully Compatible

The DOUBLER is compatible with CP/M* version 1.4. If you have a CP/M* 1.4 system, just add our CBIOS — or you can buy our ready-to-boot version. Install the new controller, connect any terminal to the RS-232 interface, and boot off your new double-sized, double-speed system. You still can use all your old software without any changes.

Completely Affordable

All Micromation products are fully assembled, thoroughly tested, include complete documentation, and are priced for value:

DOUBLER double density controller	\$ 495.
MEGABOX dual drive double density system	2,295.
ZEPHER — Per Sci double density system	2,595.
Z-PLUS — MEGABOX 32 KZ-80 computer	4,295.

Available

The DOUBLER is available NOW at your local computer store.

Micromation Inc. 524 Union Street San Francisco California 94133 / 415 398-0289

MICROMATION

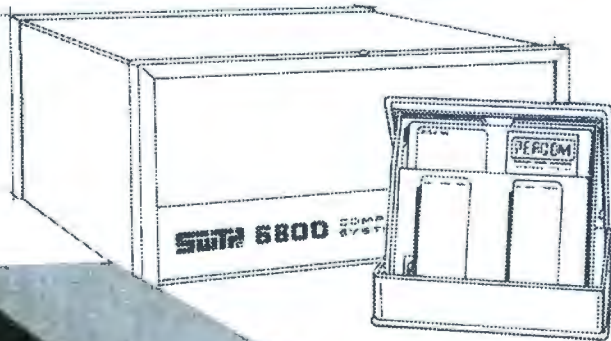
Where there's always more in store.

*CP/M is a trademark of Digital Research.

For your SWTP 6800 Computer . . .

PERCOM's™ FLOPPY DISK SYSTEM the LFD-400

Ready to plug in and run the moment you receive it. Nothing else to buy, no extra memory. No "booting" with PerCom MINIDOS™, the remarkable disk operating system on EPROM. Expandable to either two or three drives. Outstanding operating, utility and application programs.



For more information see your local PerCom dealer or call toll free 1-800-527-1592

only
\$599⁹⁵

fully assembled and tested shipping paid



PERCOM DATA COMPANY, INC.
Dept. B 318 Barnes Garland, Texas 75042
(214) 272-3421

For the low \$599.95 price, you not only get the disk drive, drive power supply, SS-50 bus controller/interface card, and MINIDOS™, you also receive:

- an attractive metal enclosure
- a fully assembled and tested interconnecting cable
- a 70-page instruction manual that includes operating instructions, schematics, service procedures and a complete listing of MINIDOS™
- technical memo updates — helpful hints which supplement the manual instructions
- a 90-day limited warranty.

SOFTWARE FOR THE LFD-400 SYSTEM

Disk operating and file management systems

INDEX™ The most advanced disk operating and file management system available for the 6800. INTERRUPT Driven EXECutive operating system features file-and-device-independent, queue-buffered character stream I/O. Linked-file disk architecture, with automatic file creation and allocation for ASCII and binary files, supports sequential and semi-random access disk files. Multi-level file name directory includes name, extension, version, protection and date. Requires 8K RAM at \$A000. Diskette includes numerous utilities \$99.95

MINIDOS-PLUSX An easy-to-use DOS for the small computing system. Supports up to 31 named files. Available on ROM or diskette complete with source listing \$39.95

BASIC Interpreters and Compilers

SUPER BASIC A 10K extended disk BASIC interpreter for the 6800. Faster than SWTP BASIC. Handles data files. Programs may be prepared using a text editor described below \$49.95

BASIC BANDAID™ Turn SWTP 8K BASIC into a random access data file disk BASIC. Includes many speed improvements, and program disk CHAINing \$17.95

STRUBAL+™ A STRUctured Basic Language compiler for the professional programmer. 14-dlgit floating point, strings, scientific functions, 2-dimensional arrays. Requires 16K RAM and Linkage Editor (see below). Use one of the following text editors to prepare programs. Complete with RUN-TIME and FLOATING POINT packages \$249.95

Text Editors and Processors

EDIT68 Hemenway Associates' powerful disk-based text editor. May be used to create programs and data files. Supports MACROS which perform complex, repetitive editing functions. Permits text files larger than available RAM to be created and edited \$39.95

TOUCHUP™ Modifies TSC's Text Editor and Text Processor for PerCom disk operation. ROLL function permits text files larger than available RAM to be created and edited. Supplied on diskette complete with source listing \$17.95

Assemblers

PerCom 6800 SYMBOLIC ASSEMBLER Specify assembly options at time of assembly with this symbolic assembler. Source listing on diskette \$29.95

MACRO-RELOCATING ASSEMBLER Hemenway Associates' assembler for the programming professional. Generates relocatable linking object code. Supports MACROS. Permits conditional assembly \$79.95

LINKAGE EDITOR — for STRUBAL+™ and the MACRO-Relocating assembler \$49.95

CROSS REFERENCE Utility program that produces a cross-reference listing of an input source listing file \$29.95

Business Applications

GENERAL LEDGER SYSTEM Accommodates up to 250 accounts. Financial information immediately available — no sorting required. Audit trail information permits tracking from GL record data back to source document. User defines account numbers \$199.95

FULL FUNCTION MAILING LIST 700 addresses per diskette. Powerful search, sort, create and update capability \$99.95

PERCOM FINDER™ General purpose information retrieval system and data base manager \$99.95

™ trademark of PERCOM Data Company, inc

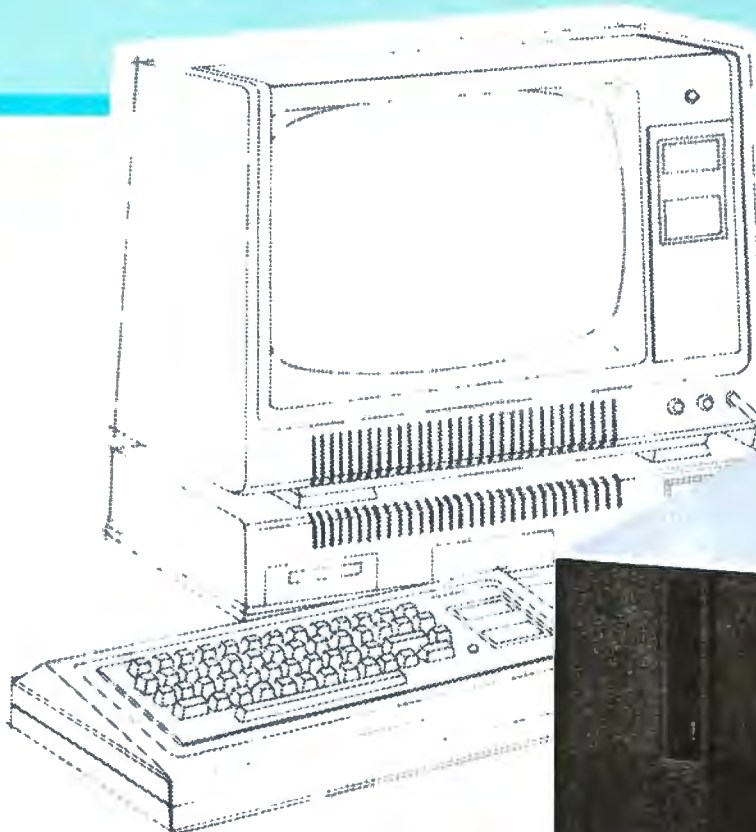
Ordering information

To order, call toll free 1-800-527-1592. MC and VISA welcome. COD orders require 30% deposit plus 5% handling charge. Allow three weeks for delivery. Allow three extra weeks if payment is by personal check. Texas residents add 5% sales tax.

PERCOM 'peripherals for personal computing'

NOW...

Add-on Mini-Disk for the TRS-80*




*Trademark of Tandy Corporation.

Dual and triple drives also available.



only
\$399⁰⁰



Requires 16K RAM,
Level II BASIC and
Expansion Interface.

PERCOM™

PERCOM DATA COMPANY, INC.
Dept. B 318 Barnes Garland, Texas 75042
(214) 272-3421

To Order Call 1-800-527-1592

2. Distribute the code in mass production read only memories.

Q: *Why aren't many read only memories being used now?*

A: 1. The great opportunities for error in assembly language allow many mistakes which incur severe read only memory costs.

2. The present architecture is not suitable for read only memories.

Q: *In what way are the second generation processors unsuitable?*

A: It is very difficult to use a read only memory in any other context than that for which it was originally developed. It is hard to use the same read only memory on systems built by different vendors. Simply having different input and output (IO) or using a different memory location is usually enough to make the read only memory product useless.

Q: *What is needed?*

A: 1. Position independent code.

2. Temporary variables on the stack.

3. Indirect operations through the stack for input and output.

4. Absolute indirect operations for system branch tables.

And so it went. How could we make a device that would answer the software problems of two generations of processors? How, indeed!

Design Decisions

Usually an engineering project may be pursued in many ways, but only one way at a time. The ever present hope is that this one time will be the only time necessary. Furthermore, it would be nice to get the project over with as soon as possible to get on with selling some products. (A rapid return on investment is especially important in a time of rapid inflation.) To these honorable ends certain decisions are made which delineate the investment and risk undertaken in an attempt to achieve a new product.

The 6809 project was no exception. To minimize project risk it was decided that the 6809 would be built on the same technological base as the recently completed 6800 depletion load redesign. In particular, the machine would be a random logic computer with essentially dynamic internal operation. It would use the reliable 6800 type of storage register. Functions would be limited to those befitting a producible sized device.

The 6809 part would have to be compatible with the defined 6800 bus and 6800 peripherals. This decision would extend the life of parts already in production and mini-

mize testing peripheral devices for a particular processor (6800 *versus* 6809). Bus compatibility doesn't have to mean identity — the new device could have considerably improved specifications but could not do worse than the specifications for the existing device. This mandate was a little tricky when you consider that we were dealing with a more complex device using exactly the same technology, but there was a slight edge: the advancing very large scale integration (VLSI) learning curve.

One wide range decision was that the new device would be an improved 6800 part. The widely known 6800 architecture would be iterated and improved, but no radical departure would be considered. In fact, the new device should be code compatible with the 6800 at some level.

Compatibility was the basis for the 6809 architectural design. It implied that the 6809 could capitalize on the extensive familiarity with the 6800. 6800 programmers could be programming for the 6809 almost immediately and could learn and use new addressing modes and features as they were needed. This decision also ended any consideration of a radically new architecture for the machine before it was begun.

A corporation selling into a given market is necessarily limited to moderate innovation. Any vast product change requires reeducation of both the internal marketing organization *and* the customer base before mass sales can proceed. Consequently, designers have to restrict their creativity to conform to the market desires. The amount of change actually implemented, produced and seen by society is the true meaning of a computer "generation." In the end, society itself defines the limits of a new generation, and a design years ahead of its time may well fail in the marketplace.

M6800 Data Analysis

Once the initial philosophical and marketing trade-offs were made, construction of the final form of the M6809 began. By this time a large number of M6800 programs had been written by both Motorola and our customers, so it was felt that a good place to start design of the 6809 was to analyze large amounts of existing 6800 source code. Surprisingly, the data gathered about 6800 usage of instructions and addressing modes agreed substantially with similar data previously compiled for minicomputers and maxicomputers. By far the most common instructions were the loads and stores, which accounted for over 38 percent of all 6800 instructions. Next were the subroutine calls



MicroPro International Corporation™

professional quality you can count on!
proudly announces

SUPER-SORT®

The ultimate in high performance
sort/merge

Specifications

- High Performance Tournament/Heapsort Algorithm
- Multiple Input Files Read in Parallel for True Merge Operation. Up to 32 Sort and 32 Merge Input Files Handled.
- Dynamically Invokable User Exit Routines
- Record Selection via SELECT/EXCLUDE Statements
- Handles Fixed and Variable Length Records
- Handles Fixed and Variable Length Fields
- Handles up to 32 Sort Keys with Intermixed Sequence Indicators, Data Types and Alternate Collating Sequences
- Handles Multi-Volume Diskette Files
- Compatible with CP/M* and any Derivative Including ADOS, IMDOS, CDOS, etc.
- 8080/8085/Z-80 Compatible
- Specialized Optimizations for Floppy Disk Environment
- Keyword Command Input for Easy Operator Entry
- Benchmarked at Over 560 Records per Minute!
- Invokable as a Subroutine from FORTRAN, COBOL and Assembler
- Furnished in Relocatable and Executable Form for Easy Load-Address Definition
- Optional TAGSORT Operation
- Data Types Include ASCII, EBCDIC, Binary, BCD (COBOL Packed Decimal), etc.
- Supports CP/M-compatible Diskette Files under BASIC, FORTRAN, COBOL and Assembler.

Price \$250** includes manual and single density diskette.
Manual only \$15 refundable with purchase.

WORD-MASTER®

The last word in text editing

Specifications

- Compatible with any "Dumb" CRT Possessing Addressable Cursor and Backspace (Includes Hazeltine - All Models, SOROC, Lear Siegler, IMSAI-VIOC, ADDS Regent, Behve, etc.)
- Bi-Directional Word Tab, Line Tab, Screen Tab
- Bi-Directional Word Delete, Line Delete and Character Delete
- Quad-Directional Cursor Movements
- Mid-Line Insert and Delete
- Automatic RAM/Diskette Buffering With No User Intervention
- Nested Command Looping with Conditional Execution
- Global String Search, Global String Replace
- Scratch-Pad Buffer for Text Movement, Global Replication, and String Command Storage
- Multiple Input File Merging with User-Controlled Insertions for Easy Document Assembly
- Multiple Output File Control by Section Under User Control
- Compatible with CP/M and Most of its Derivatives Including CDOS, IMDOS, etc.
- Use TEX* for Print Formatting Functions

Price \$150** includes manual and single density diskette.
Manual only \$9.00 refundable with purchase.

*CP/M and TEX are Trademarks of Digital Research.

** Prices and Specifications subject to change without notice.

© 1978, MicroPro International Corporation. All rights reserved.

Dealer Inquiries Invited: Call (Northern California) (707) 544-2865, (415) 398-7062, (209) 445-0511, (408) 279-8980, (916) 485-7619 (Southern California) (213) 224-1619, (714) 634-2908. Outside California Call Collect (707) 544-2865. Principal offices located at 5810 Commerce Blvd., Rohnert Park, CA 94928

Instruction Class	Percent Usage
Loads	23.4
Stores	15.3
Subroutine calls and returns	13.0
Conditional branches	11.0
Unconditional branches and jumps	6.5
Compares and tests	6.2
Increments and decrements	6.1
Clear	4.4
Adds and subtracts	2.8
All others	11.3

Table 1: 6800 instruction types based on static analysis of 25,000 lines of 6800 source code. In static analysis the actual number of occurrences of each instruction is tallied from program listings. In the alternate technique, called dynamic analysis, the number of occurrences of an instruction is tallied while the program is running. An instruction inside a program loop would therefore be counted more than once.

and returns with 13 percent, conditional branches with 11 percent and unconditional jumps and branches with 6.5 percent (see table 1). Neither the arithmetic nor logical instructions had as high a usage as might have been expected. Clearly then, enhancements that would improve the utility and power of the data movements (such as load and stores) would yield the largest return on investment, followed by improvements to subroutine linkage and parameter passing.

Further analysis indicated that the number of load and store index register instructions (16 bits) was too large to be attributable solely to index register manipulation or even to the lack of a second index register. This information, combined with a relatively high ratio between straight adds or subtracts and adds with carry and subtracts with borrow, indicated that quite a few simple 16 bit operations were being performed on existing 6800s.

It was therefore felt the M6809 must support the most common 16 bit operations on the accumulators and index registers.

Perhaps the most interesting data was that which pertained to addressing modes. The six major 6800 addressing modes

Index Offset	Percent Usage
0	40.0
1-31	53.0
32-63	1.0
64-255	6.0

Table 2: Size of offsets used in 6800 indexed addressing, based on static analysis of 25,000 lines of 6800 source code.

(Direct, Extended, Immediate, Indexed, Relative, Accumulator) had nearly equal usage, which indicated that programmers actually took advantage of the bytes to be saved by direct (page zero) addressing and indexed addressing. Furthermore the offsets for indexed instructions showed that 93 percent of the offsets were either 0 or less than 32 (see table 2).

This information was used to greatly expand the addressing modes (as discussed later) without making the 6800 programs require more code when converted to run on the 6809. Also the number of increment or decrement index register instructions in loops indicated that autoincrementing and autodecrementing would be beneficial. Autodecrementing and autoincrementing are similar to indexing except the index register used is decremented before, or incremented after, the addressing operation takes place.

As all programmers and even architects like ourselves eventually learn, consistent and uniform instruction sets are used more effectively than instruction sets that treat similar resources (IO, registers or data) in dissimilar ways. For example, the least used instructions on the 6800 were those that dealt with the A accumulator in specific ways that did not apply to the B accumulator (eg: ABA: add B to A, CBA: compare B to A). It's not that these instructions are not useful, it's just that programmers will not use inconsistent instructions or addressing modes. Consistency became the battle cry of the M6809 designers!

Customer Inputs

At the completion of the 6800 analysis stage, the first preliminary design specification for the 6809 was generated. This preliminary specification was then taken to about 30 customers who represented a cross section of current 6800 users, as well as some customers and consultants known to be hostile to the 6800. With these customer visits we hoped to resolve two major questions about the 6809's architecture:

- 1) Which architecture was more desirable, 8 bit or 16 bit?
- 2) Did 6809 compatibility with the 6800 need to occur at the object level or at the source level?

Most customers felt that an 8 bit architecture was adequate for their upcoming applications, and they did not want to pay the price penalty for 16 bits as long as the 6809 included the most common 16 bit operations such as add, subtract, load, store, com-

North Star Systems Go To Work

More and more, you see the North Star HORIZON computer at work: in business, research, and education. Its high performance qualifies the HORIZON for demanding professional applications. Over 10,000 users during the past two years have proven that North Star hardware has the reliability for day-in, day-out computing. The HORIZON is now a serious candidate for any small system installation.

SOFTWARE IS THE KEY TO HORIZON MATURITY

North Star BASIC and DOS have been used to develop hundreds of commercial program packages. These packages establish that North Star software has the completeness and convenience necessary for serious program development. Because of the many independent vendors offering software using North Star BASIC and DOS, the HORIZON owner now has the widest selection of software in the microcomputer industry! Software available includes: word processing, general ledger, accounts payable/receivable, mailing list processing, inventory and income tax preparation. Program development systems such as assemblers, debuggers, editors, PILOT and FORTRAN are also available.

EXPAND YOUR HORIZON

The basic HORIZON computer includes a Z80 microprocessor, 16K bytes of RAM memory, an I/O interface and one Shugart minifloppy disk drive. The HORIZON can be expanded to 60K bytes or more of RAM, three disk drives, and three I/O interfaces. Performance can be enhanced by the addition of the North Star hardware floating point board. Also, S-100 bus products from other manufacturers may be used to expand the HORIZON.

For more information, contact your local computer store.



**NORTH ★ STAR
COMPUTERS**

2547 Ninth Street
Berkeley, California 94710
(415) 549-0858

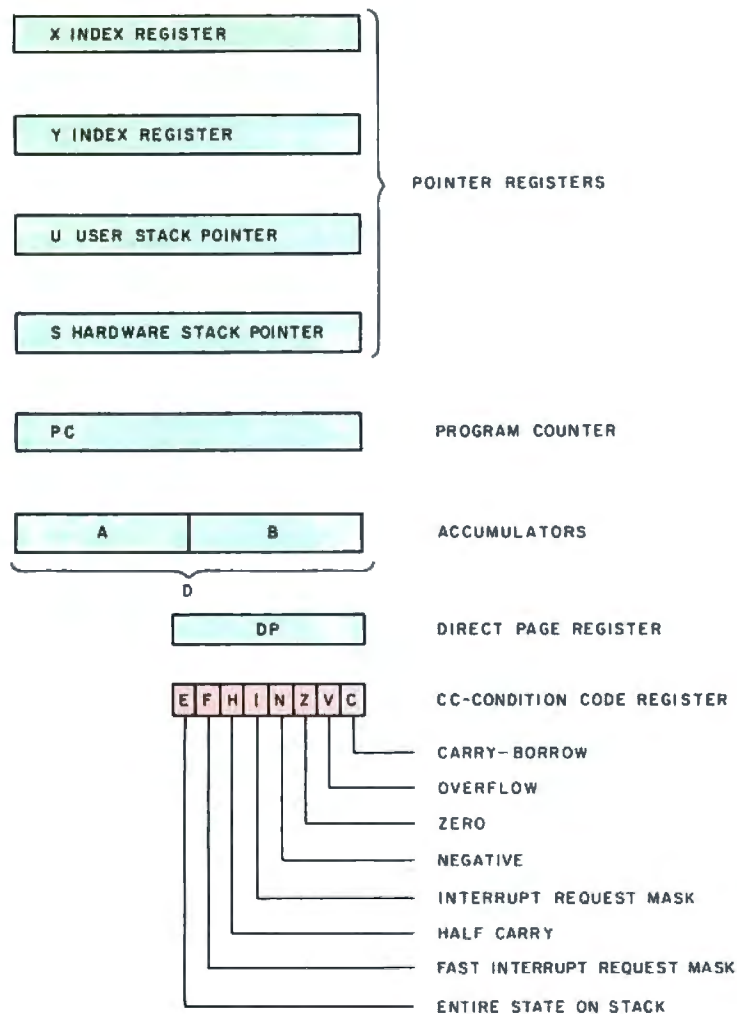


Figure 1: 6809 programming model.

pare and multiply. Many were interested, though, in Motorola's advanced 16 bit processor (68000) for future 16 bit applications. From the very inception of the 6809 project it was a requirement that the 6809 would be compatible with the 6800. Whether this compatibility needed to occur at the object code level or at the assembly language (source code) level was a question we felt our customers should help us answer. Virtually every customer indicated that source compatibility was sufficient because they would not try to use 6800 read only memories in 6809 systems. Most customers indicated that they would take advantage of the 6800 compatibility in order to initially convert running 6800 programs into running 6809 programs, and then modify the 6809 code to take advantage of the 6809's features.

The decision not to be object code compatible was an easy one for us since it meant that we could remap the 6800 op codes in a manner guaranteed to produce more byte efficient and faster 6809 programs. The remapping of op codes was greatly affected by

the 6800 data analyses. Some low occurrence 6800 instructions were combined into consistent 2 byte instructions, allowing the more useful instructions to take fewer bytes and execute faster. Also, some 6800 instructions were eliminated completely in favor of 2 instruction sequences. These sequences are generated automatically by our 6809 assembler when the 6800 mnemonic is recognized. This remapping in favor of more often used functions results in 6809 programs that require only one half to two thirds as much memory as 6800 programs, and run faster.

M6809 Registers

What, then, are the pertinent features that make the 6809 a next generation processor? In the following paragraphs we will attempt to highlight the improvements made to the 6800. The programming model for the 6809 (figure 1) consists of four 8 bit registers and five 16 bit registers.


The A and B accumulators are the same as those of the 6800 except that they can also be catenated into the A:B pair, called the D register, for 16 bit operations.

The condition codes are similar to the 6800, with the inclusion of two new bits. The F bit is the interrupt mask bit for the new fast interrupt. The fast interrupt (FIRQ) only stacks the program counter and condition code register when an interrupt occurs. The interrupt routine is then responsible for stacking any registers it uses. The E bit is set when the registers are stacked during interrupts if the entire register set was saved (as in nonmaskable and maskable interrupts) or cleared if the short register set was saved (for a fast interrupt).

On the 6800, an instruction with direct mode (or page zero) addressing consisted of an op code followed by an 8 bit value that defined the lower eight bits of an address. The upper eight bits were always assumed to be zero. Thus, direct addressing could only address locations in the lowest 256 bytes of memory. The 6809 adds versatility to this addressing mode by defining an 8 bit direct page register that defines the upper eight bits of address for all direct addressing instructions. This allows direct mode addressing to be used throughout the entire address space of the machine. To maintain 6800 compatibility, the direct page register is set to 0 on reset.

Four 16 bit indexable registers are included in the 6809. They are the X, Y, U and S registers. The X register is the familiar 6800 index register, and the S register is the hardware stack pointer. The Y register is a

Microcomputers Anyone?



SCELBI'S

8080

GALAXY

GAME

SCELBI COMPUTER CONSULTING INC.



SCELBI BYTE PRIMER. The ultimate handbook about microcomputers. Edited by the experts at SCELBI and BYTE. Over 400 pages of solid basic information. Describes what can be done with a microcomputer. How microcomputers work is treated thoroughly. Introduces the 6800, 8080 and Z80 CPU chip capabilities, RAM and ROM memories. Addressing methods. All about building your own microcomputer system. Programming for the beginner. Assembling programs by hand. Monitoring programs. Number conversions. Design your own assembler. Plus much more. A real bargain. **JUST \$10.95.** Check No. 08 on order coupon.

TAKE MY COMPUTER . . . PLEASE! An uproariously funny full length book about the true-to-life misadventures of the author (Steve Garcia) and his computer's inability to cooperate. Page after page of nonsense, jollies and even illustrations to bring the stories to life. Read his attempt to beat the Jai-Alai system. Or, how he attempts a stock market killing but logs the wrong info into his broker's computer. What happens when Steve sets up a computerized speed trap? Hardcover. **JUST \$5.95.** Check No. 09 on the order coupon.

Z80 INSTRUCTION HANDBOOK. Your complete guide to the powerful Z80 instruction set. This handy, compact reference provides a clear explanation. It's an ever ready instant reference that can be carried in your pocket. Explains the instruction set in meticulous detail. Industry standard mnemonics are used throughout. Machine codes are presented in both octal and hexadecimal format. A convenient index lists all instructions alphabetically along with machine codes and timing information. A practical guide for the novice, intermediate or advanced programmer. **ONLY \$4.95.** Check No. 03 on the order coupon.

HARDCORE SOFTWARE UPDATE. Subscribe to this brand new publication. It's published with you in mind — the user of small computer systems. You'll get six idea-packed issues per year. Contents include: Game programs you can use. Improvements for machine language programs. Coverage of high-level data base management system. Valuable tips on getting the most out of your system. And much more! The kind of info you just can't get from the magazines. How much are ideas worth? If they help you to maximize your system they can pay off really big. Hardcore Software Update is a good idea. It costs only \$10 per year. You can't beat that. Send in your subscription now! Check No. 10 on order coupon.

PIMS — PERSONAL INFORMATION MANAGEMENT SYSTEM. Unleash the power of a microcomputer for your personal benefit. Use this data-base management system as an alternative to programming. All in one neatly bound volume: The microcomputer and its potential for personal use. Ways in which your microcomputer can be helpful in everyday life and serving basic personal needs. PIMS program listing and flowchart. 15 sample ways in which PIMS can work to your personal advantage. Written in BASIC language. Ready to use! **ONLY \$9.95.** Check No. 05 on order coupon.

SCELBI'S SOFTWARE GOURMET GUIDES AND COOKBOOKS. For the 8080 or 6800. Now you can cook up mouthwatering programs. Delectable "how to" facts include 8080 or 6800 instruction sets. How to manipulate stacks. Flow charts. Source listings. General purpose routines for multiple precision operation. Programming time delays for real time. And much, much more. Includes floating point arithmetic routines. **ONLY \$10.95.** Check No. 01 on the order coupon for the 8080 Cookbook. Check No. 02 for the 6800 Cookbook.

LEARN MICRO-COMPUTERS. A new multimedia information package. Includes text (UNDERSTANDING MICROCOMPUTERS) plus high-quality cassette. For the beginner just starting in microcomputers. Covers all the basics, quickly, easily and enjoyably. All the fundamentals behind the operation of virtually every microcomputer. Clear. Concise. Tells what to look for in buying a microcomputer. Companion tape includes chapter-by-chapter synopsis of the book. Key review questions. References to page numbers for further review. A great new idea for self study. **ONLY \$14.95.** Check No. 06 on the order coupon.

SCELBI'S 8080 GALAXY GAME. Here's your chance to match wits against the logic of your 8080. Search and destroy a random number of alien ships. But don't run out of time, out of fuel, out of ammunition or out of the galaxy. Plan your missions through 64 quadrants subdivided into 64 sectors. Listing uses manufacturer's recommended mnemonics. Manual includes assembled source listing in hexadecimal notation. Octal dump also provided. Resides in just 4K of memory. Includes flow charts, illustrations and lots more. **ONLY \$9.95.** Check No. 04 on the order coupon.

See these publications at your favorite computer/electronics dealer, or order direct.

IMPORTANT ORDERING INFO! Include 75¢ postage/handling for each item to be delivered by U.S. Mail book rate, or \$2 for each item to be shipped via First Class or UPS. Hardcore Software Update subscription includes postage; extra payment is not necessary. Prices shown are for North American customers. Master Charge, VISA, Postal and Bank Money Orders preferred. Personal checks delay shipping up to 4 weeks.

UNDERSTANDING MICROCOMPUTERS. Accepted as the standard for the neophyte. 300-page no-nonsense easy-reading text. Includes simple-to-use glossary of key microcomputer words. Gives extra knowledge for reading and understanding computer magazines and manufacturer's literature. Contents includes instructions for microcomputers. Machine language programming. High level language. Input/output devices. System considerations. Illustrates basic instructions from almost every class of microprocessor. Gives an introduction to BASIC. **JUST \$9.95.** Check No. 07 on the order coupon.



SCELBI Publications

P.O. Box 133 PP STN, Milford, CT 06460

(203) 874-1573

Please send the books indicated below. My payment (including shipping/handling charges) is enclosed, or better yet, please charge my Master Charge or VISA account.

No. 01 No. 02 No. 03 No. 04 No. 05 No. 06 No. 07 No. 08 No. 09 No. 10

Name (please print) _____

Card No. _____

Bank No. _____

Exp. _____

Address _____

City and State _____

Zip _____

Signature _____

Type	Forms	Nonindirect				Indirect			
		Source	Post Byte	+ ~	+ #	Source	Post Byte	+ ~	+ #
Constant offset from R	no offset	,R	1RR00100	0	0	[,R]	1RR10100	3	0
	5 bit offset	n,R	0RRnnnnn	1	0		defaults to 8-bit		
	8 bit offset	n,R	1RR01000	1	1	[n,R]	1RR11000	4	1
	16 bit offset	n,R	1RR01001	4	2	[n,R]	1RR11001	7	2
Accumulator offset from R	A register offset	A,R	1RR00110	1	0	[A,R]	1RR10110	4	0
	B register offset	B,R	1RR00101	1	0	[B,R]	1RR10101	4	0
	D register offset	D,R	1RR01011	4	0	[D,R]	1RR10111	7	0
Autoincrement/ -decrement R	increment by 1	,R+	1RR00000	2	0		not allowed		
	increment by 2	,R++	1RR00001	3	0	[,R++]	1RR10001	6	0
	decrement by 1	,-R	1RR00010	2	0		not allowed		
	decrement by 2	,--R	1RR00011	3	0	[,--R]	1RR10011	6	0
Constant offset from program counter	8 bit offset	n, PCR	1XX01100	1	1	[n, PCR]	1XX11100	4	1
	16 bit offset	n, PCR	1XX01101	5	2	[n, PCR]	1XX11101	8	2
Extended		use nonindexed				[n]	10011111	5	2

Table 3: Indexed addressing modes. All instructions with indexed addressing have a base size and number of cycles. The + and # columns indicate the number of additional cycles and bytes for the particular variation. The post byte op code is the byte that immediately follows the normal op code.

second index register; the U register is the user stack pointer. All four registers can be used in all indexing operations and the U and S registers are also stack pointers. The S register is used during interrupts and subroutine calls by the hardware to stack return addresses and machine state.

The last 16 bit register is the program counter. In certain 6809 addressing modes, the program counter can also be used as an index register to achieve position independent code.

Addressing Modes

It was our opinion that the best way to improve an existing architecture and maintain source compatibility was to add powerful addressing modes. In our view, the 6809 has the most powerful addressing modes available on any microprocessor. Powerful addressing modes helped us achieve our goals of position independence, reentrancy, recursion, consistency and easy implementation of block structured high level languages.

All the 6800 addressing modes (Immediate, Extended, Direct, Indexed, Accumulator, Relative and Inherent) are supported on the 6809 with the direct mode of addressing made more useful by the inclusion of the direct page register (DPR).

The direct page register usage and direct addressing need some explanation, since they can be very effective when used correctly. For example, since global variables

are referenced frequently in high level language execution, the direct page register can be used to point to a page containing the global variables while the stack contains the local variables, which are also referenced frequently. This creates very efficient code which is safe since the compiler keeps track of the direct page register. The direct page register can also be used effectively and safely in a multitasking environment where the real time operating system allocates a difference base page for each task.

On the other hand, it would be quite dangerous to indiscriminately reallocate the direct page register frequently, such as within subroutines or loops, since it might become very easy to lose track of the current direct page register value. Therefore, even though the direct page register is unstructured, we included it because, when used correctly, the byte savings are significant. Also, to make direct addressing more useful, the read modify write instructions on the 6809 now have all memory addressing modes: Direct, Extended and Indexed.

The major improvements in the 6809's addressing modes were made by greatly expanding the indexed addressing modes as well as making all indexable instructions applicable to the X, Y, U and S registers (see table 3).

Indexed addressing with an offset is familiar to 6800 users, but the 6809 allows the offset to be any of four possible lengths: 0, 5, 8 or 16 bits, and the offsets are signed two's complement values. This allows greater flexibility in addressing while achieving maximum byte efficiency. The inclusion of the 16 bit offset allows the role of index register and offset to be reversed if desired. A further enhancement allows all of the above modes

FULL SIZE FLOPPY DISK \$995 COMPLETE!

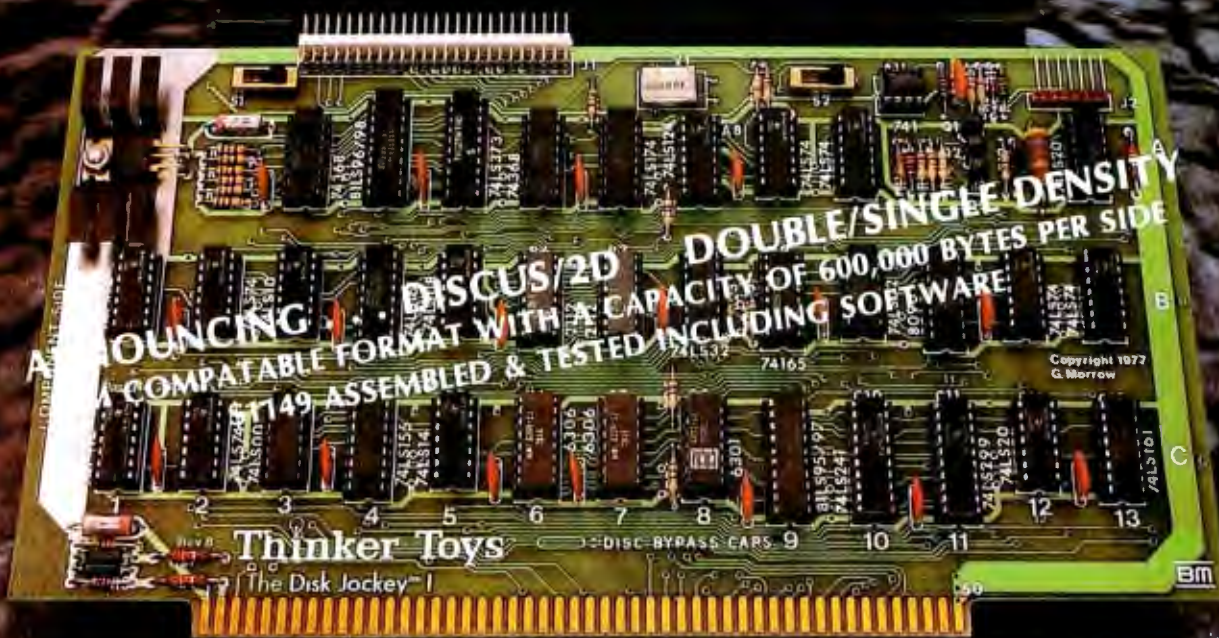
DISCUS I™ full-size floppy disk system is an overnight success...because it's delivered so complete you can have it running in a single evening. For just \$995, it's a complete memory system. Complete with all hardware and software. Completely assembled. Completely interfaced. And tested as a complete system.

And you can not only solve your memory shortage faster, you can solve it longer...because **DISCUS I™** is a full-size floppy system with 3 times the storage and 5 times the speed of mini-floppies.

Your \$995 **DISCUS I™** system includes a Shugart 800R full-size drive with power supply in a handsome freestanding cabinet, our 8-drive capacity S-100 controller with on-board buffer and serial interface, all cables and connectors, and all the software you need.

Your software library includes DOS, text editor, 8080 assembler (all integrated in **DISK/ATE™**); our **BASIC-V™** advanced virtual disk **BASIC** able to handle a wide variety of data formats and address up to 2 megabytes; and patches for **CP/M***. And it's all interfaced to your controller's serial I/O port to avoid I/O guesswork.

And it's all yours for \$995. We even offer **CP/M** for just \$70, **Micro-Soft Extended Disk Basic** for just \$199 and **Micro-Soft Fortran** for just \$349 as nice options to add to your library. No wonder it's an overnight success! See **DISCUS I™** today at your local computer shop. Or if unavailable locally, send your check or money order direct to **Thinker Toys™** (add \$7 for handling; California residents add tax.) Or call (415) 524-2101, 10-5 Pacific Time.



ANNOUNCING... DISCUS/2D DOUBLE/SINGLE DENSITY COMPATIBLE FORMAT WITH A CAPACITY OF 600,000 BYTES PER SIDE. 149-ASSEMBLED & TESTED INCLUDING SOFTWARE

Thinker Toys
The Disk Jockey™ I

Copyright 1977
G. Morrow

A product of Morrow's
Micro-Stuff for
Circle 255 on inquiry card.



*CP/M is a trademark of Digital Research.

1201 10th Street
Berkeley, CA 94710

```

00001                                     NAM  AUTOEX
00003                                     OPT  LLEN=80
00004                                     *
00005                                     *****
00006                                     * COMPARE STRINGS SUB
00007                                     *
00008                                     * FIND AN INPUT ASCII STRING POINTED TO BY THE
00009                                     * X-REGISTER IN A TEXT BUFFER POINTED TO BY THE
00010                                     * Y-REGISTER. THE BUFFER IS TERMINATED BY A
00011                                     * BYTE CONTAINING A NEGATIVE VALUE. ON ENTRY
00012                                     * A CONTAINS THE LENGTH OF THE INPUT STRING. ON
00013                                     * EXIT, Y CONTAINS THE POINTER TO THE START
00014                                     * OF THE MATCHED STRING + 1 IFF Z IS SET. IFF Z
00015                                     * IS NOT SET THE INPUT STRING WAS NOT FOUND.
00016                                     *
00017                                     * ENTRY:
00018                                     *   X POINTS TO INPUT STRING
00019                                     *   Y POINTS TO TEXT BUFFER
00020                                     *   A LENGTH OF INPUT STRING
00021                                     * EXIT:
00022                                     *   IFF Z=1 THEN Y POINTS TO MATCHED STRING + 1
00023                                     *   IFF Z=0 THEN NO MATCH
00024                                     *   X IS DESTROYED
00025                                     *   B IS DESTROYED
00026                                     *
00027                                     *****
00028                                     *
00029 0100                                     ORG  $100
00030 0100 E6 A0 6  CMPSTR LDB  ,Y+   GET BUFFER CHARACTER
00031 0102 2A 01 3  BPL  CMP1   BRANCH IF NOT AT BUFFER END
00032 0104 39 5  RTS                                     NO MATCH, Z=0
00033 0105 E1 84 4  CMP1  CMPB  ,X   COMPARE TO FIRST STRING CHAR.
00034 0107 26 F7 3  BNE  CMPSTR BRANCH ON NO COMPARE
00035                                     * SAVE STATE SO SEARCH CAN BE RESUMED IF IT FAILS
00036 0109 34 32 9  PSHS  A,X,Y
00037 010B 30 01 5  LEAX  1,X   POINT X TO NEXT CHAR
00038 010D 4A 2  CMP2  DECA                                     ALL CHARS COMPARE?
00039 010E 27 0C 3  BEQ  CMPOUT IF SO, IT'S A MATCH, Z=1
00040 0110 E6 A0 6  LDB  ,Y+   GET NEXT BUFFER CHAR.
00041 0112 2B 08 3  BMI  CMPOUT BRANCH IF BUFFER END, Z=0
00042 0114 E1 80 6  CMPB  ,X+   DOES IT MATCH STRING CHAR?
00043 0116 27 F5 3  BEQ  CMP2   BRANCH IF SO
00044 0118 35 32 9  PULS  A,X,Y SEARCH FAILED, RESTART SEARCH
00045 011A 20 E4 3  BRA  CMPSTR
00046 011C 35 B2 11 CMPOUT PULS  A,X,Y,PC FIX STACK, RETURN WITH Z
00047                                     *
00048                                     0000 END

```

Listing 1: 6809 autoincrementing example. This subroutine searches a text buffer for the occurrence of an input string. In autoincrement mode, the value pointed to by the index register is used as the effective address and the index register is then incremented.

to include an additional level of indirection. Even extended addressing can be indirected (as a special indexed addressing mode). Since either stack pointer can be specified as a base address in indexed addressing, the indirect mode allows addresses of data to be passed to a subroutine on a stack as arguments to a subroutine. The subroutine can then reference the data pointed to with one instruction. This increases the efficiency of high level language calls that pass arguments by reference.

M6800 data indicated that quite often the index register was being used in a loop and incremented or decremented each time. This moved the pointer through tables or was used to move data from one area of memory to another (block moves). Therefore, we implemented autoincrement and autodecrement indexed addressing in the M6809. In autoincrement mode the value pointed to by the index register is used as the effective address, and then the index

register is incremented. Autodecrement is similar except that the index register is first decremented and then used to obtain the effective address. Listing 1 is an example of a subroutine that searches a text buffer for the occurrence of an input string. It makes heavy use of autoincrementing.

Since the 6809 supports 8 and 16 bit operations, the size of the increment or decrement can be selected by the programmer to be 1 or 2. The post increment, pre-decrement nature of this addressing mode makes it equivalent in operation to a push and pull from a stack. This allows the X and Y registers to also be used as software stack pointers if the programmer needs more than two stacks. All indexed addressing modes can also contain an extra level of post indirection. Autoincrement and autodecrement are more versatile than the block moves and string commands available on other processors.

Quite often the programmer needs to

Color. VP-590 add-on Color Board allows program control of 8 brilliant colors for graphics, color games. Plus 4 selectable background colors. Includes sockets for 2 auxiliary keypads (VP-580). \$69.*

Sound. VP-595 Simple Sound Board provides 256 tone frequencies. Great for supplementing graphics with sound effects or music. Set tone and duration with easy instructions. \$24.*

Music. VP-550 Super Sound Board turns your VIP into a music synthesizer. 2 sound channels. Program control of frequency, time and amplitude envelope (voice) independently in each channel. Program directly from sheet music! Sync provision for controlling multiple VIPs, multitrack recording or other synthesizers. \$49.*

Memory. VP-570 RAM Expansion Board adds 4K bytes of memory. Jumper locates RAM in any 4K block of up to 32K of memory. On-board memory protects switch. \$95.*

EPROM Programmer. VP-565 EPROM Programmer Board comes complete with software to program, copy and verify 5-volt 2716 EPROMs—comparable to units costing much more than the VP-565 and VIP put together! Programming voltages generated on board. ZIF PROM socket included. \$99.*

EPROM Interface. VP-560 EPROM Interface Board locates two 5-volt 2716 EPROMs (4K bytes total) anywhere in 32K of memory. VIP RAM can be re-allocated. \$34.*

ASCII Keyboard.** Fully encoded, 128-character ASCII encoded alpha-numeric keyboard. 58 light touch keys including 2 user defined keys! Selectable upper and lower case. Handsomely styled. Under \$50.*

Tiny BASIC.** VP-700 Expanded Tiny BASIC Board puts this high-level language on your VIP. BASIC stored in 4K of ROM. Ready for immediate use—no loading necessary. This expanded BASIC includes the standard Tiny BASIC commands plus 12 additional—including color and sound control! Requires external ASCII encoded alpha-numeric keyboard. \$39.*

Auxiliary Keypads. Program your VIP for 2-player interaction games! 16-key keypad VP-580 with cable (\$15*) connects to sockets provided on VP-590 Color Board or VP 585 Keyboard Interface Card (\$10*).




COSMAC VIP lets you add computer power a board at a time.

With these new easy-to-buy options, the versatile RCA COSMAC VIP (CDP18S711) means even more excitement. More challenges in graphics, games and control functions. For everyone, from youngster to serious hobbyist. And the basic VIP computer system starts at just \$249* assembled and ready to operate.

Simple but powerful—not just a toy.

Built around an RCA COSMAC micro-processor, the VIP includes 2K of RAM. ROM monitor. Audio tone with a built-in speaker. Plus 8-bit input and 8-bit output port to interface relays, sensors or other peripherals. It's

Circle 322 on inquiry card.



easy to program and operate. Powerful CHIP-8 interpretive language gets you into programming the first evening. Complete documentation provided.

Take the first step now.

Check your local computer store or electronics parts house. Or contact

RCA VIP Marketing, New Holland Avenue, Lancaster, PA 17604. Phone (717) 291-5848.

*Suggested retail price. CDP18S711 does not include video monitor or cassette recorder. **Available 1st Quarter, 1979.

The fun way
into computers.

RCA

calculate the offset used by an indexed instruction during program execution, so we included an index mode that allows the A, B, or D accumulator to be used as an offset to any indexable register. For example, consider fetching a 16 bit value from a two-dimensional array called CAT with dimensions: CAT (100,30). Listing 2 shows the 6809 code to accomplish this fetch. These addressing modes can also be indirected.

Implementation of position independent code was one of the highest priority design goals. The 6800 had limited position independent code capabilities for small programs, but we felt the 6809 must make this type of code so easy to write that most programmers would make all their programs position inde-

pendent. To do this, an additional long relative (16 bit offset) branch mode was added to all 6800 branches as well as adding program relative addressing. Program relative addressing uses the program counter much as indexing uses one of the indexable registers. This allows all instructions that reference memory to reference data relative to the current program counter (which is inherently position independent). Of course, program relative addressing can be indirected.

The addressing modes of the 6809 have created a processor that has been termed a "programmer's dream machine." To date all the benchmarks we have written for the 6809 are position independent, modular, re-entrant and much smaller than comparable programs on other microprocessors. It is easier to write good programs on the 6809 than bad ones!

```

00010 0100          ORG   $100
00011 0100 108E 1000 4   LDY  #CAT LOAD BASE ADDRESS OF ARRAY
00012 0104 96   32  4   LDA  SUB1 GET FIRST SUBSCRIPT
00013 0106 C6   64  2   LDB  #100 MULTIPLY BY FIRST DIMENSION
00014 0108 3D          11 MUL
00015 0109 D3   33  6   ADDD SUB2 ADD SECOND SUBSCRIPT
00016 010B EC   AB  9   LDD  D,Y  FETCH VALUE

```


Listing 2: Array subscript calculations. This 6809 program fetches a 16 bit value from a two-dimensional array called CAT, with dimensions: CAT (100,30).

New or Innovative Instructions

The 6809 does *not* contain dozens of new innovative instructions, and we planned it that way. What we wanted to do was clean up the 6800 instruction set and make it more consistent and versatile. We do not feel a processor with 500 different assembler mnemonics for instructions is better than one with 59 powerful instructions that operate on different data in the same manner. For example, the 6809 contains a transfer instruction of the form TFR R1, R2 that allows transfer of any like-sized registers. There are 42 such valid combinations on the 6809, and clearly one TFR instruction is easier to remember than 42 mnemonics of the form: TAB, TBA, TAP, TXY, etc. Also an exchange instruction (EXG) exists that has identical syntax to the TFR instruction and has 21 valid forms. In the time it took to read three sentences you just learned 63 new 6809 instructions! As another example, we combined the numerous instructions that set and cleared condition code bits on the 6800 into two 6809 instructions that AND or OR immediate data into the condition code register.

Other significant new instructions include the new 16 bit operations. The D register can be loaded, stored, added to, subtracted from, compared, transferred, exchanged, pushed and pulled. All the indexable registers (16 bits) can be loaded, stored and compared. The load effective address instruction can also be used to perform 8 or 16 bit arithmetic on the indexable registers as described later.

Two significant new instructions are the multiple push and multiple pull instructions on the 6809. With one 2 byte instruction, any register or *set* of registers can be pushed




OUR LATEST CATALOG of miniature switches

Our 52 page catalog describes and illustrates the complete line of C&K Components' miniature switches. It includes toggle, rocker, and lever handles, printed circuit mountings, snap-acting and alternate action pushbuttons, 6 AMP and 10 AMP power, subminiature and microminiature pushbuttons, illuminated, slide and thumbwheel switches, how-to-order information and a listing of C&K distributors and international representatives. Send for your free copy now!

FREE

The Primary Source Worldwide.
C&K Components, Inc.
 15 Riverdale Avenue, Newton, MA 02158
 Tel: (617) 964-6400, TELEX: 92-2546, TWX: 710-335-1163



The COMPUTER FACTORY

... when software counts 485 Lexington Avenue 750 Third Avenue New York, N.Y. 10017
(212) 687-5001 (212) PET-2001 Foreign order desk - Telex 640055



COMMODORE "PET" only \$795

- 16K ROM Operating System
- 8K RAM Memory
- 9" Video Monitor
- Built In Keyboard
- Digitally controlled tape

commodore Today's best value in personal computers, along with the latest in peripherals, are yours on disk at the COMPUTER FACTORY

PERIPHERALS FOR PET

- 32K Memory Expansion \$395
- 16K EXPANDAPET \$425
- PET to RS232 Serial \$169
- 2 Way Serial/Communication \$295
- Modem Board for PET \$375
- PET to S100 (4-slot) \$160
- Second Cassette Drive \$100
- Parallel Printer Interface \$199
- PET Printer (Feb.'79) \$695

DUAL DISK (200KB) \$1295



- APPLE II
- APPLE II a timely contained computer system with BASIC in ROM, full ASCII keyboard in a lightweight molded carrying case. Dependable as a rock.
 - APPLE II Systems from \$970!
 - APPLE II Disk \$395
 - APPLESOFT in ROM \$200
 - Interface Cards \$179

- MICROPRODUCTS
- EPROM Pgm. \$ 99.85
 - EPROM Socket Adpt. \$ 14.95
 - APPLR II Modem \$129.95

CompuColor II \$1,495 Complete! 16K Model add \$300

- COMPUCOLOR II Disk Based Model 3 Advanced hardware and software technology gives you:
- 13 inch Color Display
 - Advanced Color Graphics
 - 51K Disk Built In
 - 16K ROM Operating System
 - 8K RAM User Memory
 - 4K RAM Refresh
 - 8080A Microcomputer
 - RS 232 I/O

Every unit comes with an extended DISK BASIC that has a full file management capability resident in the COMPUCOLOR II 16K of ROM. Color is fun, too, but COMPUCOLOR II has the power to handle color.



PET MUSIC BOX Add music and sound effects to your programs. Compose, play, and hear music on your pet. Completely self-contained (no wiring). Free 3 programs including Star Wars theme, sound effects, etc. \$39.

FREE \$35 of Software with purchase of any computer on this page SOFTWARE

Word Processing for PET. With this program in hand, you can create text and add, delete, center, recall lines and move text around on page or between pages. Use either PET or terminal keyboard. \$45.00

PET SOFTWARE

EDUCATION	GAMES
Basic Basic 14.95	Usero and Reverse 9.95
Diet Planner & Biorhythm 14.95	Target Pong and Off The Wall 9.95
Basic Math Package 29.95	A Treasure Trove of Games 9.95
6502 Assembler in Basic 24.95	Galaxy Games 9.95
(For PET and Apple II)	Draw Poker 9.95
IQ Builder Series 13 to Adult 24.95	Black Jack 9.95
IQ Builder-Analogies 9.50	Space Fight 9.95
IQ Builder-Vocabulary 12.50	Spacetrack 9.95
IQ Builder-Number Series 9.50	Backgammon 14.95
Preschool IQ Builder 9.50	Grand Prix Golf 9.95
Step By Step 29.95	Bridge Challenger 14.95
	Super Startrek 14.95
	Swarm 19.95
	Microchess 19.95

RADIO SHACK • PET • SORCERER • APPLE • COMPUCOLOR • ETC. PRINTERS • PRINTERS • PRINTERS

The COMPUTER FACTORY's extensive inventory and wide selection of computer printers assures you of finding the printer best suited for your needs and specifications. The following printers work well with all known personal computers.

- CENTRONICS 779 \$1045
- AXIOM (Parallel) \$ 395
- AXIOM (Serial) \$ 485
- EXPANDOR (Factors) \$ 425
- INTEGRAL DATA \$ 795
- OUME or DIABLO \$3400

CENTRONICS 700 (Business) \$1595
PET to CENTRONICS PRINTER INTERFACE SWITCH SELECTABLE \$198

ANDERSON JACOBSON



Ideal for word processing and small business. 841 I/O Terminal

- ASC II Code
- 15 cps Printout
- High Quality Selective Printing
- Use Keyboard for PET
- Reliable heavy duty Mechanism
- Completely Refurbished by A.J.
- Service in 15 Major Cities

\$1195 \$1095



- by ERIDY
- 2-80 Processor
 - Keyboard and Numeric Pad
 - 8K RAM (up to 32K)
 - Serial and Parallel I/O
 - Dual Cassette I/O
 - 30 x 64 Display
 - S-100 Compatible
 - 64 User Defined Characters
 - 240 x 112 Resolution Graphics

\$895

BUSINESS FINANCE

- Stock Portfolio Analysis \$ 24.95
- Mortgage \$ 15.95
- Annual Report Analyzer 22.95
- Stock Analyzer 34.95
- Bonds 12.95
- Checkbook 15.95
- Finance 15.95
- Data Base (per year) 175.00 (\$30 per monthly tape)
- Stockscreen 29.95
- Options 24.95

SORCERER

SPECIAL 12" Video Monitor for SORCERER (\$299 value) ONLY \$125 with 8K unit 95 with 16K unit 65 with 32K unit

BUSINESS COMPUTERS



DATA GENERAL micro NOVA

The ultimate in small business computers when matched with COMPUTER FACTORY's microcomputer. Software: Accounts Receivable/Payable, Inventory Control/Order Entry, General Ledger, Payroll System from about \$13,500

IMSAI



The low cost solution for all small business problems. A wide variety of software is available for all your needs. PCS series include dual floppy, 37K RAM, I/O, DDS, BASIC • PCS-42 (400KB) \$2995 • PCS-44 (800KB) \$3995 VDP-42 saves adds video terminal, key board, and VIO to about VDP-42 - \$4795 • VDP-44 \$4995 • VDP/90 \$6995

APPLE II

- (For Apple II only)
- Checkbook \$20.00
 - Star Trek/Star Wars 19.00
 - Color Demo/Breakout 7.50
 - Applesoft II/FP Demo 20.00
 - Hi Res Graphics/Hi Res Shapes 7.50
 - Ram Test Cassette 7.50
 - Color Math Demo/Hangman 7.50
 - Blackjack/Slot Machine 7.50
 - Biorhythm/Mastermind 7.50
 - Finance 1-2 Cassette Package 25.00
 - Datamover/Telepong 7.50

COMPUCOLOR II - \$19.95 each disk

- MATH TUTOR—with Checkbook, Biorhythms, Math Dice, and Recipe.
- PERSONAL FINANCE I
- PERSONAL FINANCE II
- CHESS—with Acey Deucey & Line 5
- EQUITY
- STARTREK—with Lunar Lander.
- BONDS AND SECURITIES
- OTHELLO—with Dice & Concentration
- BLACKJACK
- HANGMAN—with Math Tutor, 2 on 10

The following are \$24.95 each TEXT EDITOR-ASSEMBLER



VISA



MC

Put into to Rule 206(d) (1) (1) of the Securities and Exchange Commission the scope and contents of the above programs are limited with values in some cases being purely theoretical.



ORDERS ONLY 1-800-223-7318

The COMPUTER FACTORY

... when software counts 485 Lexington Avenue 750 Third Avenue New York, N.Y. 10017
(212) 687-5001 (212) PET-2001 Foreign order desk - Telex 640055
Open Mon-Fri 10-6. Sat 10-4

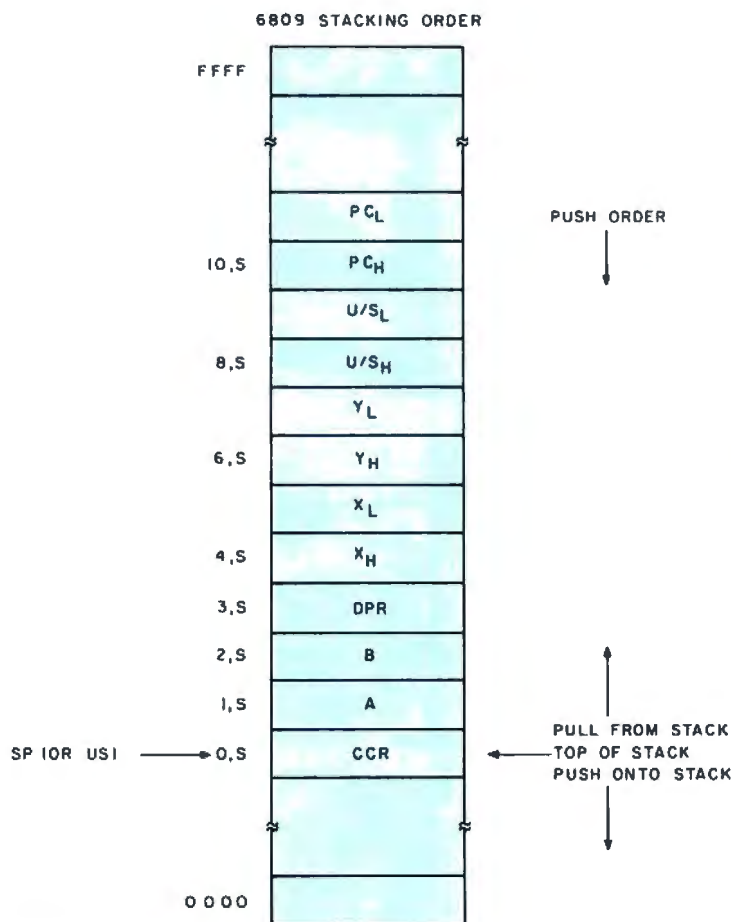


Figure 2: 6809 push/pull and interrupt stacking order.

or pulled from either stack. These instructions greatly decrease the overhead associated with subroutine calls in both assembly and high level language programs. In conjunction with instructions using autoincrement and autodecrement, the 6809 can efficiently emulate a stack computer architecture, which means it should be efficient for Pascal p-code interpreters and the like.

The order in which the registers are pushed or pulled from the stacks is given in figure 2. Note that not all registers need to be pushed or pulled, but that the order is retained if a subset is pushed. This stacking order is also identical to the order used by all hardware and software interrupts.

One new instruction in the 6809 is a sleeper. The load effective address to indexable register (LEA) instruction calculates the effective address from the indexed addressing mode and deposits that address in an indexable register, rather than loading the data pointed to by the effective address, as in a normal load. This instruction was originally created because we wanted a way to let the addressing mode hardware already present in the processor calculate the address of a data object so that it could be passed to a subroutine. After the index addressing

modes were completed it was realized the LEA instruction had many more uses, and, once again, allowed us to combine other instructions into one powerful instruction. For example, to add the D accumulator to the Y index register, the instruction is: LEAY D, Y; to add 500 to the U register: LEAU 500, U; and to add 5 to the value in the S register and transfer the sum to the U register: LEAU 5, S.

In writing position independent read only memory programs it is sometimes necessary to reference data in a table within the same read only memory. This is generally a tedious process even in computers that claim to support position independent code because the register that points to the table must eventually contain an absolute address. The LEA instruction, in conjunction with program counter relative addressing, makes this possible with one instruction on the 6809. For example, to put the address of a table DG located in a relative read only memory into indexable register U: LEAU DG, PCR; or, to find out where a position independent read only memory is located: LEAY *, PCR (or TFR PC, Y). Our benchmarks show the LEA to be the most used new 6809 instruction by far.

An unsigned 8 bit by 8 bit to 16 bit multiply was provided for the 6809. The A accumulator contains one argument and the B the other. The result is put back onto the A:B (D) accumulator. A multiply was added because multiplies are used for calculating array subscripts, interpolating values and shifting, as well as for more conventional arithmetic calculations. An unsigned multiply was selected because it can be used to form multiprecision multiplies.

Another facet of good programming practice that we wanted to encourage was the use of operating system calls or software interrupts (SWI). The 6800 SWI has been effectively used by 6800 support software for breakpoints and disk operating system calls. That's nice, but unfortunately there was only one software interrupt, and since Motorola's software used that one, the customer found it difficult to share. The 6809 provides three software interrupts, one of which Motorola promises never to use. It is available for user systems.

One new instruction on the 6809, SYNC, allows external hardware to be synchronized to the software by using one of the interrupt lines. Using this instruction, very tight, fast instruction sequences can be created when it is necessary to process data from very fast input and output devices. Listing 3 gives an example of the use of SYNC. It is assumed that the A side of the peripheral

MICROSOFT

the
standard for
microcomputer
software

Some of our latest developments include:

MACRO-80 PACKAGE Our relocatable assembler now has a complete MACRO facility including IRP, IRPC, REPEAT, local variables and EXITM. Listing control and conditional assembly have been greatly enhanced. Another plus — the assembler is now twice as fast as previous versions. The MACRO-80 Package, including Microsoft's Linking Loader and Cross Reference Program, may now be purchased separately from FORTRAN-80. Single copy: \$200. Manual: \$15. (MACRO-80 is included in FORTRAN-80, Version 3.1.)

MBASIC — NEW RELEASE The new version 5.0 MBASIC includes long variable names, variable length records, dynamic string space allocation, WHILE/WEND, protected files, and chaining with COM-MON. Version 5.0 is fully ANSI compatible. Our MBASIC documentation has been completely rewritten and is significantly improved. Single copy: \$350. Manual: \$20.

EDIT-80 PACKAGE (CP/M version only) The fastest text editor on the market. No more searching through files or cryptic commands. This random access, line-oriented editor is similar to those used on large computers like the PDP-10. Also includes FILCOM, the file compare utility, which allows comparison of source and binary files. Single copy: \$120. Manual: \$10.

ANSI '74 COBOL-80 is now available with fully tested ISAM, improved interactive ACCEPT/DISPLAY, COPY and EXTEND. Single copy: \$750. Manual: \$20.

PREVIEW OF UPCOMING PRODUCTS An 8080/Z-80 BASIC compiler supporting the same features as our interpreter, the long-awaited 8080/Z-80 APL interpreter and a complete set of systems software products for both the 8086 and Z8000.

All software available at single-copy prices or OEM/Dealer agreement prices.

Only one company sets the pace with software for microprocessors.

THAT'S MICROSOFT.

Whether it's BASIC, FORTRAN, or COBOL, the largest-selling microcomputer systems use software by Microsoft:

Radio Shack, Tektronix, NCR, Apple, Commodore, Intel, Billings, Extensys, Im-sai, Ohio Scientific Cromemco, ADDS, Zilog, Mostek, National, Rockwell and many others.

And at Microsoft, new things are happening all the time.

MICROSOFT IS MOVING!

After
Jan 1, 1979,
please note our
new address:

MICROSOFT
10800 NE Eighth, Suite 819
Bellevue, Washington 98004
206-455-8080

00008	0100				ORG	\$100	
00009	0100	B6	F002	5	LDA	PIABC	LOAD PIA CONTROL REG. — SIDE B
00010	0103	84	F7	2	ANDA	#\$F7	TURN OFF B-SIDE INTERRUPTS
00011	0105	B7	F002	5	STA	PIABC	
00012	0108	8E	3000	3	LDX	#BUFFER	GET POINTER TO BUFFER
00013	010B	C6	80	2	LDB	#128	GET SIZE OF TRANSFER
00014	010D	1A	50	3	ORCC	#\$50	DISABLE INTERRUPTS
00015							* WAIT FOR ANY INTERRUPT LINE TO GO LOW
00016	010F	13		2	LOOP	SYNC	SYNCHRONIZE WITH I/O
00017	0110	B6	F000	5	LDA	PIAAD	LOAD A-SIDE DATA; CLEAR INTERRUPT
00018	0113	A7	80	6	STA	,X+	STORE IN BUFFER
00019	0115	5A		2	DECB		DONE?
00020	0116	26	F7	3	BNE	LOOP	BRANCH IF NOT
00021	0118	B6	F002	5	LDA	PIABC	TURN B-SIDE INTERRUPTS BACK ON
00022	011B	8A	08	2	ORA	#\$08	
00023	011D	B7	F002	5	STA	PIABC	

Listing 3: Hardware process synchronization using SYNC, a new instruction in the 6809 processor that allows external hardware to be synchronized to the software by using one of the interrupt lines. Very fast instruction sequences can be created using SYNC when it is necessary to process data from very fast input and output devices.

interface adaptor (PIA) is connected to a high speed device that transfers 128 bytes of data to a memory buffer. When the device is ready to send a piece of data, it generates a fast interrupt (FIRQ) from the A side of the peripheral interface adaptor. Program lines 12 and 13 set up the transfer; lines 16 through 20 are the synchronization loop. On each pass through the loop, the program waits at the SYNC instruction until any interrupt line is pulled low. When the interrupt line goes low, the processor executes the next instruction. In order to use SYNC, all other devices tied to any of the interrupt lines must be disabled. For this example it was assumed that the B side of the peripheral interface adaptor also had interrupts enabled; program lines 9 through 11 disable the interrupt and lines 21 through 23 reenables it. Line 14 is included to keep the interrupt by the A side of the peripheral interface adaptor from going to the interrupt routine. Note that interrupts do not need to be enabled for SYNC to work, and in fact are normally disabled.

Another improvement to the instruction set was brought about by inclusion of the

hardware signal BUSY. BUSY is high during read/modify/write types of instructions to indicate to shared memory multiprocessors that an indivisible operation is in progress. As shown in figure 3 this fact can be used to turn existing instructions into the LOCK and UNLOCK necessary for mutual exclusion of critical sections of the program, or for allocation of resources.

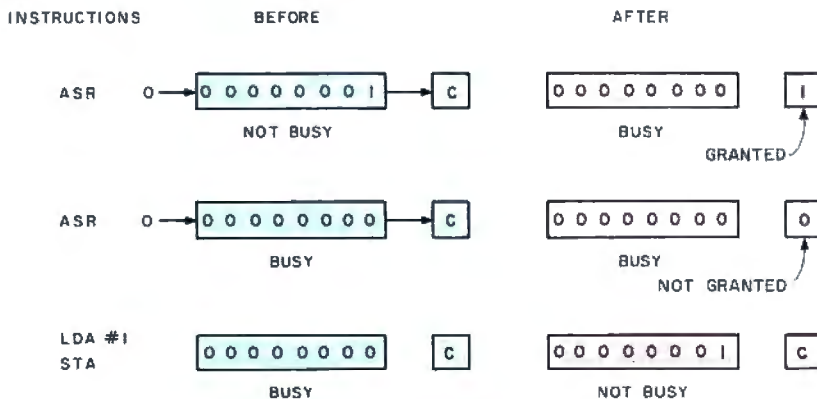
And lastly, never let it be said the 6809 has no SEX appeal—sign extend, that is. The SEX instruction takes an 8 bit two's complement value in the B accumulator and converts it to a 16 bit two's complement value in the D accumulator by extending the most significant bit (sign bit) of B into A.

Table 4 is a convenient way to look at all the instructions available on the 6809. The notation first page/second page/third page has the following meaning: first page op codes have only one byte of op code. For example: load A immediate has an op code of hexadecimal 86. All second page op codes are preceded by a page op code of hexadecimal 10. For example, the op code for CMPD immediate is hexadecimal 1083 (two bytes). Similarly third page op codes are preceded by a hexadecimal 11. A CMPU immediate is 1183. Some instructions are given two mnemonics as a programmer convenience. For example, ASL and LSL are equivalent. Notice that the long branch op codes LBRA and LBSR were brought onto the first page for increased code efficiency.

Stacks

As mentioned previously, the 6809 has many features that support stack usage. Most modern block structured high level languages make extensive use of stacks. Even though stacks are useful in the typical

Figure 3: The ASR (arithmetic shift right) instruction is used as a "test and clear" and ST (store) is used for "unbusy." These primitive operations are used for implementing critical section exclusion on the 6809.



textbook example of expression evaluation, their major usage in languages such as Pascal is to implement control structures. Microprocessor users already realize the advantage of a stack in nesting interrupts and subroutine calls. Most high level languages also pass data on the stack and allocate temporary local variables from the stack.

Listing 4 and figure 4 show an example of a high level language subroutine linkage. Before calling the subroutine the caller pushes the addresses of two arguments and the answer on the stack and then executes the jump to subroutine which puts the return program counter on the stack. The subroutine then saves the old stack mark

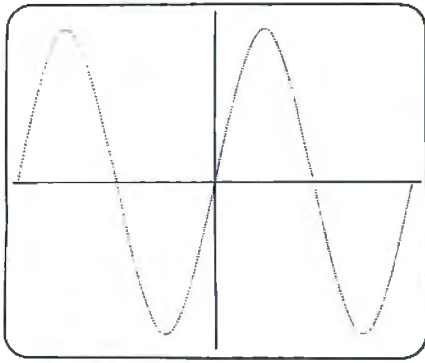
pointer on the stack as well as reserving space on the stack for the local variables for the subroutine. In this example, six locations are used by the subroutine body during calculation. At this point the stack mark pointer is set to a new value for this subroutine. The stack mark pointer is used because the S register may vary during execution of the subroutine body due to local subroutines, etc. It is much more convenient for the compiler to generate offsets to the parameters if the U is used for this purpose instead of the S.

Once U is set it is used to fetch the two arguments using indexed indirect addressing. The subroutine body presumably does something with the arguments and

The complete Motorola 6809 instruction set will be presented in part 2 of this series.

Table 4: 6809 op code map and cycle counts. The numbers by each op code indicate the number of machine cycles required to execute each instruction. When the number contains an I (eg: 4 + I), an additional number of machine cycles equaling I may be required (see table 3). The presence of two numbers, with the second one in parentheses, indicates that the instruction involves a branch. The larger number applies if the branch is taken. The notation first page/second page/third page has the following meaning: first page op codes have only one byte of op code (eg: load A immediate has an op code of hexadecimal 86). All page 2 op codes are preceded by a page op code of hexadecimal 10 (eg: the op code for CMPD immediate is hexadecimal 1083—two bytes). Similarly third page op codes are preceded by a hexadecimal 11. A CMPU immediate is 1183. Some instructions are given two mnemonics as a programmer convenience (eg: ASL and LSL are equivalent). Notice that the long branch op codes LBRA and LBSR were brought onto the first page for increased code efficiency.

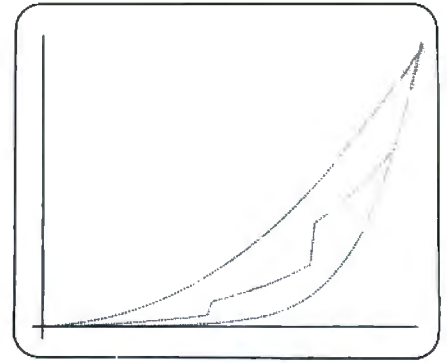
		Most Significant Four Bits																	
		DIR		REL		ACCA	ACCB	IND	EXT	IMM	DIR	IND	EXT	IMM	DIR	IND	EXT		
		0000	0001	0010	0011	0100	0101	0110	0111	1000	1001	1010	1011	1100	1101	1110	1111		
		0	1	2	3	4	5	6	7	8	9	A	B	C	D	E	F		
Least Significant Four Bits	0000	0	6 NEG	PAGE2	3 BRA	4+I LEAX	2	2	6+I NEG	7	2	4	4+I SUBA	5	2	4	4+I SUBB	5	0
	0001	1	—	PAGE3	3 BRN/ 5 LBRN	4+I LEAY	—	—	—	—	2	4	4+I CMPA	5	2	4	4+I CMPB	5	1
	0010	2	—	2 NOP	3 BHI/ 5(6) LBHI	4+I LEAS	—	—	—	—	2	4	4+I SBCA	5	2	4	4+I SBCB	5	2
	0011	3	6 COM	2 SYNC	3 BLS/ 5(6) LBLs	4+I LEAU	2	2	6+I COM	7	4,6,6+1,7	5,7,7+1,8	5,7,7+1,8	CMPD/ CMPU	4	6	6+I ADDD	7	3
	0100	4	6 LSR	—	3 BHS/ 5(6) BCC	5+1/by PSHS	2	2	6+I LSR	7	2	4	4+I ANDA	5	2	4	4+I ANDB	5	4
	0101	5	—	—	3 BLO/ 5(6) BCS	5+1/by PULS	—	—	—	—	2	4	4+I BITA	5	2	4	4+I BITB	5	5
	0110	6	6 ROR	5 LBRA	3 BNE/ 5(6) LBNE	5+1/by PSHU	2	2	6+I ROR	7	2	4	4+I LDA	5	2	4	4+I LDB	5	6
	0111	7	6 ASR	9 LBSR	3 BEQ/ 5(6) LBEQ	5+1/by PULU	2	2	6+I ASR	7	—	4	4+I STA	5	—	4	4+I STB	5	7
	1000	8	6 ASL (LSL)	—	3 BVC/ 5(6) LBVC	—	2	2	6+I ASL(LSL)	7	2	4	4+I EORA	5	2	4	4+I EORB	5	8
	1001	9	6 ROL	2 DAA	3 BVS/ 5(6) LBVS	5 RTS	2	2	6+I ROL	7	2	4	4+I ADCA	5	2	4	4+I ADCB	5	9
	1010	A	6 DEC	3 ORCC	3 BPL/ 5(6) LBPL	3 ABX	2	2	6+I DEC	7	2	4	4+I ORA	5	2	4	4+I ORB	5	A
	1011	B	—	—	3 BMI/ 5(6) LBMI	6/15 RTI	—	—	—	—	2	4	4+I ADDA	5	2	4	4+I ADDB	5	B
	1100	C	6 INC	3 ANDCC	3 BGE/ 5(6) LBGE	20 CWA1	2	2	6+I INC	7	4,6,6+1,7	5,7,7+1,8	5,7,7+1,8	CMPX/ CMPY/ CMPS	3	5	5+I LDD	6	C
	1101	D	6 TST	2 SEX	3 BLT/ 5(6) LBLT	11 MUL	2	2	6+I TST	7	7 BSR	7 JSR	7+1	8	—	5	5+I STD	6	D
	1110	E	3 JMP	8 EXG	3 BGT/ 5(6) LBGT	—	—	—	3+I JMP	4	3,5,5+1,6	—	4,6,6+1,7	LDY	3,5,5+1,6	—	4,6,6+1,7	LDS	E
	1111	F	6 CLR	7 TFR	3 BLE/ 5(6) LBLE	19/20/20 SWI/2/3	2	2	6+I CLR	7	—	5,5+1,6	6,6+1,7	STX/ STY	—	5,5+1,6	6,6+1,7	STU/ STS	F



$Y = \sin(X)$; range $-2\pi, 2\pi$



PRS Creates A2FP



$Y = X^2$ (INT(EXP(X))); ranges are: 0, 0.5—0, 1.5—0, 5

A Plotting Program For Apple II

A2FP OFFERS A WIDE RANGE OF FEATURES

The APPLE II FUNCTION PLOTTER is another creation from PRS. It is a "modern age" tool for students, engineers and researchers. A2FP:

- Plots 2-dimensional functions in high resolution graphics.
- Utilizes the full screen for each plot (260 x 180 points.)
- Allows visual presentation of mathematical functions.
- Plots on Cartesian coordinates.
- Computes (once given the X minimum and maximum values) the Y minimum and maximum values; the X and Y intervals; and the X and Y intercepts.
- Can superimpose the same function when given new coordinates.
- Maximizes the high resolution capabilities of APPLE II.
- Allows normal plotting mode or Y factored mode to compress oversized graphs.

A2FP CONTINUES THE PRS BREAKTHROUGH IN DOCUMENTATION

PRS A2FP, The APPLE II FUNCTION PLOTTER comes with a complete and instructive handbook explaining every procedure step by step. This unique documentation is written in clear and easy-to-understand English and avoids esoteric technical language.

But PRS documentation for A2FP is more than clear and precise instructions in a graphically appealing manual. You learn at the same time.

A2FP DOCUMENTATION HELPS NON-MATHEMATICIANS

PRS inserts entire chapter in A2FP documentation on the fundamentals of mathematical functions. Their usefulness in demonstrated. And applications to every day life are illustrated.

Indeed, PRS A2FP documentation offers you a true fluency in computer-user dialogue. This in turn

allows you to arrive at an efficient and effective use of your PRS A2FP program and microcomputer.

A2FP IS PROTECTED IN A BEAUTIFUL CASSETTE-FOLDER

The PRS cassette and manual for your A2FP, The APPLE II FUNCTION PLOTTER, is protectively nestled in an efficient and durable gold-imprinted folder. Wherever you file it, in your room or office, the decor will be enhanced by its elegance.

A2FP FROM PRS IS SUPPORTED by The APPLE II and uses APPLESOFT BASIC.

VISIT YOUR NEAREST DEALER TODAY TO OBTAIN YOUR A2FP FROM PRS FOR ONLY \$34.95 PER CASSETTE.

Let your dealer demonstrate the excellence of PRS A2FP, The APPLE II FUNCTION PLOTTER. Or use the coupon below to obtain the name of a dealer in your area.



New Product Releases From

PRS THE PROGRAM OF THE MONTH CORPORATION

257 Central Park West, New York, N.Y. 10024

Gentlemen:

- Please place my name on your priority mailing list to receive your descriptive advance releases of all new programs developed by PRS at regular intervals.
- Please send me a list of dealers in my area.

Name _____

Title _____

Corporation _____

Address _____

City _____ State _____ Zip _____

Reference 1B9

Table 5: Hexadecimal addresses of the 6809 restart and interrupt vectors.

FFFE	Restart
FFFC	NMI
FFFA	SWI
FFF8	IRQ
FFF6	FIRQ
FFF4	SWI2
FFF2	SWI3
FFF0	Reserved

finishes with an answer in the D register. The subroutine exit saves this value. It then puts the return address in X and restores the previous stack mark pointer. The whole stack is then cleaned up (deleted) and return is made to the caller.

Motorola 6800 users should note that the stack pointers on the 6809 point to the last value pushed on the stack rather than the next free location, as on the 6800. This was done so that autoincrement and autodecrement would be equivalent to pulls and pushes. For example: STA , -S is equivalent to PSHS A; and LDA , S+ is equivalent to PULS A. This also means the X and Y registers can be used as stack pointers if the programmer desires. For example: STA , -X is a push on a stack defined by X. The possible ambiguity between where the stack pointer points on the 6800 and the 6809 may be less of a problem than it seems, since the 6800's TSX becomes the 6809's TFR S, X without adding 1 and TXS becomes a TFR X,S without subtracting 1 - think about it. The only danger is in programs that used the stack pointer as an index register. In these programs the stack pointer may point one location away from where it did previously.

```

00006 0500 34 40 6 SUBR PSHS U SAVE OLD STACK MARKER
00007 0502 32 66 5 LEAS 6,S RESERVE LOCAL STORAGE
00008 0504 1F 43 6 TFR S,U GET NEW STACK MARKER
00009 0506 EC D8 0E 10 LDD [14,U] GET ARGUMENT 1
00010 0509 AE D8 0C 10 LDX [12,U] GET ARGUMENT 2
00011
00012 * SUBROUTINE BODY
00013 *
00014 050C ED D8 0A 10 STD [10,U] SAVE ANSWER
00015 050F AE 48 6 LDX 8,U GET RETURN ADDRESS
00016 0511 EE 46 6 LDU 6,U RESTORE U'
00017 0513 32 E8 10 6 LEAS 16,S POP EVERYTHING OFF STACK
00018 0516 6E 84 3 JMP ,X RETURN

```

Listing 4: Use of stacks on the 6809 processor. In this typical high level language subroutine example, U' and S' are the mark stack pointer and hardware stack pointer, respectively, just prior to the call. U and S are the same registers during execution of the subroutine body. Before calling the subroutine the caller pushes the addresses of two arguments and the answer on the stack and then executes the jump to subroutine which puts the return program counter on the stack. The subroutine then saves the old stack mark pointer on the stack as well as reserving space on the stack for the local variables for the subroutine (see figure 4).

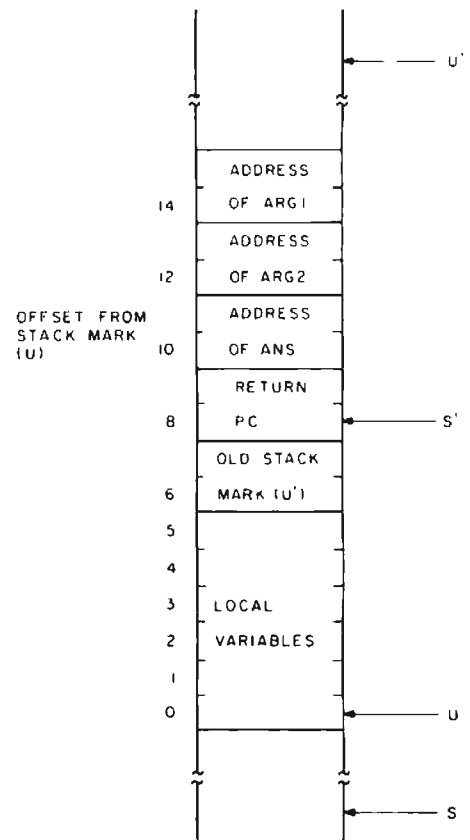


Figure 4: Illustration of the high level language subroutine example in listing 1.

Interrupts

The 6809 has three fully vectored hardware interrupts. The nonmaskable interrupt (NMI) and maskable interrupt (IRQ) are the same as the 6800's NMI and IRQ. The new interrupt is the fast maskable interrupt, or FIRQ, that stacks the program counter and condition code register only on interrupt. Table 5 gives the addresses of the interrupt vectors for the 6809.


A new signal (IACK) has been added that is available anytime an interrupt vector is fetched. This signal together with address bus lines A1 through A3 can be used to implement an interrupt scheme in which each device supplies its own interrupt vector.

The interrupt control and prioritization logic of the 6809 have been defined very carefully - no redundant or indeterminate conditions can exist when several interrupts occur simultaneously. The details of this interrupt structure are precisely defined in Motorola documentation for the 6809.

Part 2, entitled "Instruction Set Dead-Ends, Old Trails and Apologies," will be a question and answer discussion about the design philosophy that went into the 6809. ■

Our Two Bits

Bit Pad Bit Pad One
Bit Pad Bit Pad One
Bit Pad Bit Pad One
Bit Pad Bit Pad One
Bit Pad Bit Pad One
Bit Pad One
Bit Pad One



Bit Pad™ is the low-cost digitizer for small computer systems. Better than a joystick or keyboard for entering graphic information, it converts any point on a page, any distance into its digital equivalents. It's also a menu for data entry. You assign a value or an instruction to any location on the pad. At the touch of a stylus, it's entered into your system.

Who can use it? Anyone from the educator and the engineer to the hobbyist and the computer games enthusiast. The data structure is byte oriented for easy compatibility with small computers, so you can add a power supply, stand alone display, cross-hair cursor and many other options.

Bit Pad by Summagraphics. The leading manufacturer of data tablet digitizers. Bit Pad. The only words you need to say when considering digitizers.

\$1,000 creativity prize. Just write an article on an original Bit Pad application and submit it to any national small-computer periodical. If the editors publish it—and the decision is solely theirs—Summagraphics will pay you \$1,000.



Summagraphics
corporation

35 Brentwood Ave., Box 781, Fairfield, CT 06430
Phone (203) 384-1344. TELEX 96-4348

Dealer inquiries invited

An advanced desktop data system for \$1,995? Quitcherkiddin', TANO.

We're not kiddin'.

Outpost 11 is exactly that. You get:

- A ruggedly designed unit, intended for heavy use
- Full ASCII keyboard
- 24 x 80 character CRT
- 32K bytes RAM
- M6800 CPU
- Mini-floppy disk drive and controller
- BASIC software package
- Over 20 applications packages available
- User documentation

Just like this, for only



\$1995

COMPLETE

With Outpost 11 and the BASIC software package, you can:

Do full floating point BCD math ● Program SAVE and LOAD with file names ●

Program MERGE and CHAIN ● ON ERROR statement ● String variables and functions

● Trig and math functions ● GET, PUT and FIELD statements ● Floppy file processor.

You've been waiting a long time for a Data System with all these features at a price like this. Now it's yours. No kiddin'.

**Quit your kidding*

Order Form

Quitcherkiddin', TANO. I'm calling your hand. Send me _____ Outpost 11's as described in your ad. Here's my deposit of \$200 each, plus \$35 freight and insurance. I'll pay the balance on delivery.

Name _____

Company/Title _____

Shipping Address _____

Telephone _____ Signature _____

Charge my: American Express; Visa; Master Charge; # _____

Mail to:


TANO

Corporation
4521 W. Napoleon Avenue
Metairie, La. 70001

(504) 888-4884

TWX 810-591-5229

Sales Offices: Los Angeles, CA—213/426-7375 • Montreal, Canada—514/934-0000 • Boston, MA—617/969-4650 • Dallas, TX—214/358-1307 • Houston, TX—713/461-0038 • Denver, Col.—303/841-2788 • San Francisco, CA—408/377-7001 • Chicago, IL—312/830-0060 • Atlanta, GA—404/252-6609 • Washington, DC—301/589-2802 •



"BOOKS OF INTEREST TO COMPUTER PEOPLE"



**More BYTE BOOKS
in your future...**

...And the future

THE BYTE BOOK OF COMPUTER MUSIC combines the best computer music articles from past issues of *BYTE* Magazine with exciting new material—all written for the computer experimenter interested in this fascinating field.

You will enjoy Hal Chamberlin's "A Sampling of Techniques for Computer Performance of Music", which shows how you can create four-part melodies on your computer. For the budget minded, "A \$19 Music Interface" contains practical tutorial information—and organ fans will enjoy reading "Electronic Organ Chips For Use in Computer Music Synthesis".

New material includes "Polyphony Made Easy" and "A Terrain Reader". The first describes a handy circuit that allows you to enter more than one note at a time into your computer from a musical keyboard. The "Terrain Reader" is a remarkable program that creates random music based on land terrain maps.

Other articles range from flights of fancy about the reproductive systems of pianos to Fast Fourier transform programs written in BASIC and 6800 machine language, multi-computer music systems, Walsh Functions, and much more.

For the first time, material difficult to obtain has been collected into one convenient, easy to read book. An ardent do-it-yourselfer or armchair musicologist will find this book to be a useful addition to the library.

NEW

ISBN 0-931718-11-2
Editor: Christopher P. Morgan
Pages: approx. 128
Price: \$10.00

SUPERWUMPUS is an exciting computer game incorporating the original structure of the *WUMPUS* game along with added features to make it even more fascinating. The original game was described in the book *What To Do After You Hit Return*, published by the People's Computer Company. Programmed in both 6800 assembly language and BASIC, **SUPERWUMPUS** is not only addictively fun, but also provides a splendid tutorial on setting up unusual data structures (the tunnel and cave system of **SUPERWUMPUS** forms a dodecahedron). This is a **PAPERBYTE™** book.



ISBN 0-931718-03-1
Author: Jack Emmerichs
Pages: 56
Price: \$6.00

TINY ASSEMBLER 6800, Version 3.1 is an enhancement of Jack Emmerichs' successful *Tiny Assembler*. The original version (3.0) was described first in the April and May 1977 issues of *BYTE* magazine, and later in the **PAPERBYTE™** book **TINY ASSEMBLER 6800 Version 3.0**.



In September 1977, *BYTE* magazine published an article entitled, "Expanding The *Tiny Assembler*". This provided a detailed description of the enhancements incorporated into Version 3.1, such as the addition of a "begin" statement, a "virtual symbol table", and a larger subset of the Motorola 6800 assembly language. All the above articles, plus an updated version of the user's guide, the source, object and **PAPERBYTE™** bar code formats of both Version 3.0 and 3.1 make this book the most complete documentation possible for Jack Emmerichs' *Tiny Assembler*.

ISBN 0-931718-08-2
Author: Jack Emmerichs
Pages: 80
Price: \$9.00

A walk through this book brings you into *Ciarcia's Circuit Cellar* for a detailed look at the marvelous projects which let you do useful things with your micro-computer. A collection of more than a year's worth of the popular series in *BYTE* magazine, *Ciarcia's Circuit Cellar* includes the six winners of *BYTE*'s On-going Monitor Box (BOMB) award, voted by the readers themselves as the best articles of the month: **Control the World** (September 1977), **Memory Mapped IO** (November 1977), **Program Your Next EROM in BASIC** (March 1978), **Tune In and Turn On** (April 1978), **Talk To Me** (June 1978), and **Let Your Fingers Do the Talking** (August 1978).

Each article is a complete tutorial giving all the details needed to construct each project. Using amusing anecdotes to introduce the articles and an easy-going style, Steve presents each project so that even a neophyte need not be afraid to try it.

NEW

ISBN 0-931718-07-4
Author: Steve Garcia
Pages: approx. 128
Price: \$8.00

is right now!

BASEX, a new compact, compiled language for microcomputers, has many of the best features of BASIC and the 8080 assembly language—and it can be run on any of the 8080 style microprocessors: 8080, Z-80, or 8085. This is a **PAPERBYTE™** book.

Subroutines in the **BASEX** operating system typically execute programs up to five times faster than equivalent programs in a BASIC interpreter—while requiring about half the memory space. In addition, **BASEX** has most of the powerful features of good BASIC interpreters including array variables, text strings, arithmetic operations on signed 16 bit integers, and versatile IO communication functions. And since the two languages, **BASEX** and **BASIC**, are so similar, it is possible to easily translate programs using integer arithmetic data from **BASIC** into **BASEX**.

The author, Paul Warne, has also included a **BASEX** Loader program which is capable of relocating programs anywhere in memory.

NEW

ISBN 0-931718-05-8
Author: Paul Warne
Pages: 88
Price: \$8.00

PROGRAMMING TECHNIQUES is a series of **BYTE BOOKS** concerned with the art and science of computer programming. It is a collection of the best articles from **BYTE** magazine and new material collected just for this series. Each volume of the series provides the personal computer user with background information to write and maintain programs effectively.

The first volume in the Programming Techniques series is entitled **PROGRAM DESIGN**. It discusses in detail the theory of program design. The purpose of the book is to provide the personal computer user with the techniques needed to design efficient, effective, maintainable programs. Included is information concerning structured program design, modular programming techniques, program logic design, and examples of some of the more common traps the casual as well as the experienced programmer may fall into. In addition, details on various aspects of the actual program functions, such as hashed tables and binary tree processing, are included.



ISBN 0-931718-12-0
Editor: Blaise W. Liffick
Pages: 96
Price: \$6.00

SIMULATION is the second volume in the Programming Techniques series. The chapters deal with various aspects of specific types of simulation. Both theoretical and practical applications are included. Particularly stressed is simulation of motion, including wave motion and flying objects. The realm of artificial intelligence is explored, along with simulating robot motion with the microcomputer. Finally, tips on how to simulate electronic circuits on the computer are detailed.

ISBN 0-931718-13-9
Editor: Blaise W. Liffick
Pages: approx. 80
Price: \$6.00
Publication: Winter 1979

RA6800ML: AN M6800 RELOCATABLE MACRO ASSEMBLER is a two pass assembler for the Motorola 6800 microprocessor. It is designed to run on a minimum system of 16 K bytes of memory, a system console (such as a Teletype terminal), a system monitor (such as Motorola **MIKBUG** read only memory program or the **ICOM** Floppy Disk Operating System), and some form of mass file storage (dual cassette recorders or a floppy disk).

The Assembler can produce a program listing, a sorted Symbol Table listing and relocatable object code. The object code is loaded and linked with other assembled modules using the **Linking Loader LINK68**. (Refer to **PAPERBYTE™** publication **LINK68: AN M6800 LINKING LOADER** for details.)

There is a complete description of the 6800 Assembly language and its components, including outlines of the instruction and address formats, pseudo instructions and macro facilities. Each major routine of the Assembler is described in detail, complete with flow charts and a cross reference showing all calling and called-by routines, pointers, flags, and temporary variables.

In addition, details on interfacing and using the Assembler, error messages generated by the Assembler, the Assembler and sample IO driver source code listings, and **PAPERBYTE™** bar code representation of the Assembler's relocatable object file are all included.

This book provides the necessary background for coding programs in the 6800 assembly language, and for understanding the innermost operations of the Assembler.

ISBN 0-931718-10-4
Author: Jack E. Hemenway
Pages: 184
Price: \$25.00

to order books see next page

LINK68: AN M6800 LINKING LOADER is a one pass linking loader which allows separately translated relocatable object modules to be loaded and linked together to form a single executable load module, and to relocate modules in memory. It produces a load map and a load module in Motorola MIKBUG loader format. The Linking Loader requires 2 K bytes of memory, a system console (such as a Teletype terminal), a system monitor (for instance, Motorola MIKBUG read only memory program or the ICOM Floppy Disk Operating System), and some form of mass file storage (dual cassette recorders or a floppy disk).

It was the express purpose of the authors of this book to provide everything necessary for the user to easily learn about the system. In addition to the source code and PAPERBYTE™ bar code listings, there is a detailed description of the major routines of the Linking Loader, including flow charts. While implementing the system, the user has an opportunity to learn about the nature of linking loader design as well as simply acquiring a useful software tool.

ISBN 0-931718-09-0
 Authors: Robert D. Grappel
 & Jack E. Hemenway
 Pages: 72
 Price: \$8.00
 Winter 1979

TRACER: A 6800 DEBUGGING PROGRAM is for the programmer looking for good debugging software. TRACER features single step execution using dynamic break points, register examination and modification, and memory examination and modification. This book includes a reprint of "Jack and the Machine Debug" (from the December 1977 issue of BYTE magazine), TRACER program notes, complete assembly and source listing in 6800 assembly language, object program listing, and machine readable PAPERBYTE™ bar codes of the object code.

ISBN 0-931718-02-3
 Authors: Robert D. Grappel
 & Jack E. Hemenway
 Pages: 24
 Price: \$6.00

MONDEB: AN ADVANCED M6800 MONITOR-DEBUGGER has all the general features of Motorola's MIKBUG monitor as well as numerous other capabilities. Ease of use was a prime design consideration. The other goal was to achieve minimum memory requirements while retaining maximum versatility. The result is an extremely versatile program. The size of the entire MONDEB is less than 3 K.

Some of the command capabilities of MONDEB include displaying and setting the contents of registers, setting interrupts for debugging, testing a programmable memory range for bad memory locations, changing the display and input base of numbers, displaying the contents of memory, searching for a specified string, copying a range of bytes from one location in memory to another, and defining the location to which control will transfer upon receipt of an interrupt. This is a PAPERBYTE™ book.

ISBN 0-931718-06-6
 Author: Don Peters
 Pages: 88
 Price: \$5.00

BAR CODE LOADER. The purpose of this pamphlet is to present the decoding algorithm which was designed by Ken Budnick of Micro-Scan Associates at the request of BYTE Publications, Inc, for the PAPERBYTE™ bar code representation of executable code. The text of this pamphlet was written by Ken, and contains the general algorithm description in flow chart form plus detailed assemblies of program code for 6800, 6502 and 8080 processors. Individuals with computers based on these processors can use the software directly. Individuals with other processors can use the provided functional specifications and detail examples to create equivalent programs.

ISBN 0-931718-01-5
 Author: Ken Budnick
 Pages: 32
 Price: \$2.00

BYTE BOOKS Division • 70 Main Street • Peterborough, New Hampshire 03458

Name _____ Title _____ Company _____
 Street _____ City _____ State/Province _____ Code _____

Check enclosed in the amount of \$ _____
 Bill Visa Bill Master Charge Card number _____ Expiration Date _____

Please send the books I have checked.

- Computer Music \$10.00
- SUPERWUMPUS \$6.00
- Tiny Assembler (3.1) \$9.00
- Circuit Cellar \$8.00
- BASEX \$8.00
- Program Design \$6.00

- Simulation \$6.00
- RA6800ML \$25.00
- Link68 \$8.00
- TRACER \$6.00
- Mondeb \$5.00
- Bar Code Loader \$2.00

BYTE BOOKS, BYTE BOOKS logo, and PAPERBYTE are trademarks of BYTE Publications, Inc.

Add 50¢ per book to cover postage and handling

Please allow 6-8 weeks for processing your order.

Book Reviews

Financial Analysis and Business
Decisions on the Pocket Calculator
by Jon M Smith
John Wiley and Sons, New York 1976
313 pages
\$12.95

For many people, mathematics applied to their financial affairs consists of reconciling checking account statements, filling out income tax forms, trying to pay all their bills and live within their means, scheming to have more money, and once in a lifetime retirement planning, but not much more.

When I unexpectedly received a review copy of Jon Smith's second book, I thought it would be dull. It looked like a particularly thorough version of eighth grade arithmetic, but not difficult enough to excuse me from reading all of it. Fortunately, this first impression was wrong. Smith has managed to make the subject quite interesting, if not actually entertaining. Once into the book, it became progressively harder to put aside, and I was rather sorry to come to its end.

This is essentially a guidebook to the mathematical aspects of scheming to make more money (by lawful means), emphasizing how any pocket calculator (but particularly the "financial" kind) can be of assistance.

The chapters concerning business decisions provide a quick and fascinating introduction to decision trees, certain applications of probability and statistics that lead to systems analysis, and forecasting techniques including linear regression. Yes, some of the financial calculators can do linear regression with very few keystrokes.

One third of the book is devoted to case-book examples giving complete keystroke sequences for a variety of calculators. Where appropriate, general sequences are given for 4 function calculators of both algebraic and reverse Polish notation (RPN) types. Problems involving compound interest tend to go beyond their capability for easy solution, and are often only shown solved by financial models, specifically the HP-22, 70 and 80, Novus 6020 and Rockwell 204.

Despite the strong capabilities of their built-in (or hardware preprogrammed) functions, these machines are given quite a run for their money with some rather long programs (keystroke sequences). Of course, the more expensive calculators with the most such functions generally have the easiest time of it (although not always), need the fewest steps, and have the least need for trial approximations.



THE BLUE BOARD OF HAPPINESS

It's the new 8080
CPU board from SSM.

It's blue. And it's loaded.
(That's why it's happy.)
Loaded with so many features.
Just add an I/O board and
you've got a computer.

Loaded starts with 256 bytes of on-board RAM. Add 2K of optional on-board 2708 EPROMs. Then add a power-on/reser jump circuit, and the availability of MWRITE, allowing use without a front panel.

And then there's a parallel input port with status. And enough DIP switching to make you dizzy. DIP controlled addressing of PROM in 2K blocks—of vector jump in 2K increments—of RAM in 256 byte increments—of input port for addresses 0 to 31 in decimal.

Like all SSM boards, the S-100 compatible CB-1 includes gold-plated edge connectors and TI low-profile sockets. And SSM support and warranty. Yet, even as loaded as our CB-1 is, the price won't leave you breathless.

All for only **\$144.95.**

Available at over 100 retail locations, or direct from SSM.

Video and teletype monitor programs are available on EPROM for only \$34.95 with the purchase of any SSM kit.



SSM manufactures a full line of S-100 boards. For complete details, just send for our new **FREE** catalog.

2116 Walsh Avenue
Santa Clara, CA 95050
(408) 246 2707

*We used to be Solid State Music. We still make the blue boards.

The text emphasizes understanding of the necessary computations so that, if your calculator is not one of those above, a good understanding of its instructions should enable you to modify the keystroke sequences as I did when needed. For simple calculators, Smith does not even assume you have a percent (%) key, so it is often possible to shorten the sequence. A brief section covers general principles for using programmable calculators.

Much is made of the book's interdisciplinary aspects in which Smith shows how the same problem is approached through different terminology by specialists in different fields. He simplifies all the financial analysis to five parameters: present value, future value, number of compounding periods, interest rate per compounding period, and amount of equal periodic payments. These are combined into only 12 different equations: three each for investment yield comparisons (solving for interest rate) and investment horizon comparisons (solving for number of compounding periods); and two each for net present value analysis (solving for present value), growth comparison analysis (solving for future value) and affordability analysis (solving for amount of periodic payment). Not all financial calculators have all twelve equations preprogrammed.

In the special chapters on business statistics and business systems analysis, Smith really seems to hit his stride, and these may leave you breathless. In addition, there are four special but more easygoing chapters on consumer finance, merchandising calculations, real estate calculations and programmable calculators. The four appendices are: the "HUD Guide to Real Estate Settlement Costs," tables of binomial probabilities and Gaussian distributions, and some text on concepts of time and money (borrowed from Hewlett-Packard).

The chapter on programmable calculators includes the only illustration of solving continuous compounding, although this is mentioned in two other places. The illustration uses differential equations. Surprisingly, Smith does not show the simple formula: $FV = PV(e^{n \times i})$, where n is in years and i is the annual interest rate (not the usual rate per compounding period) as a decimal, and e is the base for the natural logarithms.

There is also little treatment of calculating errors. For instance, taking the square root of e for a continuous compounding problem, eight significant figures are needed in the answer to be sure of rounding to the nearest penny. Of two 8 place display calculators I have at hand, one shows the square root of e to seven places, the other to eight. If logarithm and antilogarithm conversions

are made (compared to straight power, root, multiplication and division processes such as in the power series when either method could be used), one or two places of accuracy may be lost, depending on the specific example and the calculator used.


Perhaps deliberately, the author does not show how to compute a year's daily compounding on the ordinary 4 function calculator, which is easy on a 360 day basis and difficult for 365 days (see "Just Look at What a Little Calculator Can Do!", *Changing Times*, January 1977, pages 17 and 18). This involves raising the daily interest multiplier to the 360th power, a remarkable feat accomplished with fair accuracy on an 8 place calculator, as long as the annual interest rate is not too low and not too many places of accuracy are needed in the answer. It is also possible to correct for one or two leap years.

Computers can pinch pennies more easily than can financial calculators. On daily compounding, for example, you may never receive any fractional cents from day to day, or you may be given a full cent for half or more and lose each less than half, or rounding may be done only at the end. I believe this is why different banks can offer certificates at the same annual rate, both compounded daily, but with different effective annual yields. A few calculators round up or down, called rounding or rounding off, but most of them truncate the results. Truncation tends to produce somewhat larger calculating errors than rounding. Some desktop calculators have a switch to allow choosing either when using a fixed number of decimal places.


At least one scientific calculator includes preprogrammed financial functions. Some remarkably inexpensive financial calculators have come on the market. Programmable calculators can be set to do financial equations, but often require many programming steps. At least two manufacturers have combined the power of preprogrammed financial functions with the versatility of programmable keystroke sequences (the Novus 6025, Texas Instruments MBA), which should provide increased convenience and reduced likelihood of operator error in repetitive calculations.

Unfortunately, some errors have crept into the book. If you have the first printing, send a self-addressed stamped envelope to Gerald R Galbo, editor, John Wiley and Sons Inc, 605 Third Av, New York NY 10016, for a listing of the corrections and the author's meticulous changes.

John F Sprague
143 Myrtle Av
Allendale NJ 07401



Scelbi "6800" Software Gourmet Guide
& Cook Book
by Robert Findley
Scelbi Computer Consulting Inc
Milford CT, 1976
\$9.95




This book is the first of a series of text and program collections for the Motorola 6800 produced by Scelbi Computer Consulting Inc, authors of a popular series of similar books for the Intel 8080. The book can be viewed either as an educational aid for 6800 users or as a source of extensively documented programs: the ratio of tutorial or narrative text to program listings and flowcharts is about 3 to 1.

The first two chapters deal with the 6800 instruction set and basic 6800 programming techniques, such as the use of page zero, relocatability of programs, breakpoints, and use of the stack. Multiple precision arithmetic is then covered in some depth, along with time delay routines and random number generators. A full chapter is devoted to an extensive discussion of floating point routines, and another chapter to long-precision decimal arithmetic routines; both are complete with source code listings. The coverage of input/output and interrupt processing includes techniques for a "software UART" and a brief discussion of interrupt priorities. The last chapter presents sorting and table searching routines. Finally, six appendices provide useful reference information, including a relocatable object code listing of the floating point routines.

This book would be a useful reference source for anyone who is developing 6800 applications software and is highly recommended to the user who is learning assembly language programming on the 6800.

Dan Fylstra
22 Weitz St #3
Boston MA 02134



Here comes another high-flying
Blue Board of Happiness from SSM.

The VB-2 Video Board ...
it saves programming time, memory
space, and is built to U.S. video
standards.

Check out all our VB-2's great features, and compare prices:

- It's an I/O controlled video interface that turns a TV or commercial grade monitor into a video terminal
- No need for another I/O board for keyboard input and video display
- Hardware controlled cursor for line feed, carriage return, and backspace
- Reduced software overhead frees up more memory space for important data
- Extra adjustments include adjustable character width, horizontal margin and vertical position
- Circuitry provided to drive a speaker for external "beep" tone
- 64 x 16 character display includes upper case letters, numbers and symbols
- Characters can be switch selected for white on black, or black on white
- Full interlace for complete compatibility with video standards
- S-100 compatible

All for only **\$149.95**. Available at over 100 retail locations, or direct from SSM.



SSM manufactures a full line of S-100 boards. For complete details, just send for our new FREE catalog.

SSM*

2116 Walsh Avenue Santa Clara, CA 95050 (408) 246-2707

*We used to be Solid State Music. We still make the Blue Boards.

Machine Language Puzzler

Memory Meanderings

Christopher Strangio
 CAMI Research
 43 Bailey Rd
 Watertown MA 02172

Describe the operation of the following 8080 program if:

- (a) 64 K of programmable memory is available, starting at location 0000 (no read only memory or memory address mapped input/output is used.)
- (b) Only the top and bottom 256 bytes of programmable memory are available. (Hexadecimal addresses 0000 to 00FF, and FF00 to FFFF.)

Address	Hexadecimal Code	Label	Operator	Operand
FFFA	31 FD FF		LXI	SP, FFFD
FFFD	CD FD FF	LOOP	CALL	LOOP

Turn to page 181 for the answers, but not until you've figured out what you think they are. For reference materials see the Intel 8080 specifications or any of a number of books on that processor. ■

SHUGART SERENADE



If you want your machine to play, give it quality mini magnetic media. And at Verbatim Corporation the whole message is quality. Would Victor Borge kid you? For the name of your nearest Verbatim distributor, call toll free: (1) 800-821-7700, Ext. 515 (In Missouri call 800-892-7655, Ext. 515)

Verbatim Corporation
 FORMERLY INFORMATION TERMINALS CORP
 323 Soquel Way, Sunnyvale
 CA 94086 (408) 245-4400
 TWX (408) 330-9385

PEOPLE WHO PLAY THE COMPUTER
Specify Verbatim 

BYTE's Bugs

Functional Bug

We received the following from F R Ruckdeschel:

The author apologizes for making an obvious error in the coefficients shown on table 1 of "Functional Approximations" (November 1978 BYTE, page 38) for the expansion of $\sin(x)$. The mistake occurred in transforming the coefficients for the optimal series representation of $\sin(\pi x/2)$ to the more useful $\sin(x)$ form. The transformation was so simple that nothing (?) could go wrong. The correct coefficients, to the digit shown, are given below. The accuracy of the approximation is better than 2×10^{-7} over the range indicated.

Term	MacLaurin Coefficients	Optimal Coefficients
x^3	1.00000000	1.0000000
x^5	-0.16666667	-0.1666666
x^7	0.0083333333	0.008333026
x^9	-0.00019841270	-0.0001980742
x^{11}	0.000002755732	0.000002601887
x^{13}	-2.5052109 $\times 10^{-8}$	
	1.6059045 $\times 10^{-10}$	■

Motor Bug

A small bug stepped into the stepper motor described in "I've Got You In My Scanner! A Computer Controlled Stepper Motor Light Scanner" (November 1978 BYTE, page 86). The part number of the motor should be K82701-P2, not K82944-M1, as stated. For price and ordering information, contact North American Philips, Sales Dept, Cheshire CT 06401, (203) 272-0301. ■

Out of Phase

In Leonard H Anderson's article "Linear Circuit Analysis" in October 1978 BYTE, the table on page 102, "Complex Number Arithmetic," contains two mathematical errors:

1. The correct formula for magnitude should be $MAGN = \sqrt{A^2 + B^2}$
2. The correct formula for phase angle should be $PHA = ARCTAN(B/A)$.

Attempting to use the formulas given in the article will result in chaos.

D M Graham
2149 Scarboro Av
Vancouver BC
CANADA V5P 2L2

Oops! Mr Graham has detected an obvious error. We hope our college mathematics teachers weren't looking ...CM■



CREATE!

You don't waste a second on "mechanics" with A P All-Circuit Evaluators.

You figure out the circuit you want, then plug it in for testing. You decide to improve your layout, and you make your moves as quickly as you think them up. There's just no faster or easier way to build and test circuits and circuit ideas.

But just because breadboarding is now such a cinch, don't get the idea that you don't have electronic integrity. Our solderless plug-in tie

points are made of a special non-corroding alloy. Use them as often as you like.

How many tie points do you need? Our smallest ACE has 728, our largest has 3,648. And all of them accept all DIP sizes.

Everything is quality all the way. You can even see the difference in our harder, shinier plastic matrix.

See for yourself. Phone (toll-free) 800-321-9668 for the address of your nearby A P Products dealer. And ask for our complete A P catalog, The Faster and Easier Book.



A P PRODUCTS INCORPORATED

Box 110 D • 72 Corwin Drive
Painesville, Ohio 44077
Tel. 216/354-2101
TWX: 810-425-2250

Faster and Easier is what we're all about.

The letter from Olav Naess (Technical Forum, August 1978 BYTE, page 12) suggesting the use of the data in and data out lines of the S-100 bus as a bidirectional data bus was especially interesting in light of the announcement of a commercial product that operates this way, and adoption of this mode of 16 bit operation in the proposed standard for the S-100 bus.

In August 1977, I was involved in designing the prototype of a processor board that interfaced the Texas Instruments TMS9900 16 bit processor to the S-100 bus. Since the design was to work with most existing S-100 boards, it included logic to multiplex the 16 bit data transfers into pairs of conven-

Comments on S-100 Bus Extension

John Walker
Marinchip Systems
16 St Jude Rd
Mill Valley CA 94941

tional 8 bit memory cycles. Since performing this multiplexing imposed a substantial performance penalty on the processor compared to operation with 16 bit parallel memories, I wanted to allow the processor to also work with 16 bit wide memories, ideally intermixed with normal S-100 memories.

After discarding several schemes such as having a separate 16 bit wide bus along the top of the card, and splitting the bus into two separate mother boards, I hit on the idea of using the data in and data out buses as a bidirectional bus. The final design was as follows.

At the start of a memory cycle, the processor asserts a line, informing the memory that the processor is capable of 16 bit transfers. If the memory addressed is also capable of 16 bit operation, it responds with a signal informing the processor of this fact. When the processor sees the 16 bit mode reply from the memory, it initiates a parallel 16 bit transfer instead of the normal pair of 8 bit transfers. Since a conventional 8 bit S-100 memory is not connected to the 16 bit reply line, and the processor pulls this line to the 8 bit value, normal 8 bit memories will run with the processor with no modifications in multiplexed mode.

The processor's 16 bit request line allows the design of memories that operate in either 8 or 16 bit mode. Such design is desirable because memories so designed can be used both with regular 8 bit processors or with the new 16 bit processors. Also, such a memory is required in order to use an 8 bit direct memory access device in a system with a 16 bit processor and memory.

The Marinchip Systems M9900 processor was designed to run in the manner described above. A prototype of the processor with 16 bit mode operation was tested in January 1978, and the production model of the processor was demonstrated at the West Coast Computer Faire in March 1978, running with mixed 8 and 16 bit memories and an 8 bit direct memory access disk controller. At the Faire, our scheme for 16 bit operation was presented at the S-100 standards meeting. The S-100 standards committee later adopted it in the proposed standard.

The bidirectional 16 bit bus proposal, as integrated into the proposed standard, has many advantages. It requires no new hardware signal routing (compared to a separate 16 bit bus, or a split mother board). It requires only two new bus lines: the 16 bit request from the processor, and the 16 bit acknowledgement from the memory. Finally, and most importantly, it allows a smooth transition from a primarily 8 bit world to the coming 16 bit era. Users' investment in 8 bit memory, input/output, and direct memory access devices is protected, as these devices continue to run without modification, while 16 bit processors and devices can be added as they become available. The 16 bit processor, when executing out of 16 bit memory, operates at its full rated speed.

To answer the objections raised to this proposal by John C McCallum in the same issue, allowing 8 bit memory boards to operate in their original mode allows them to work with a 16 bit processor with no problems. If a memory board works with an 8080, it will work in 8 bit mode with the new processor. Processor Technology's parallel bus affects only the SOL computer, as far as I know, and not any of their accessory boards. In any case, their 3P+S, VDM-1, and 8KRA memory work fine with the M9900 processor. Since the SOL has the processor integrated in the system rather than on a separate card, users are not likely to change it anyway. Finally, nobody expects anybody to rewire anything under the 16 bit proposal. The most attractive facet of the proposal is that it allows existing hardware to run as it does now, while allowing new hardware to run with unimpaired performance.

If the S-100 bus is to remain the dominant bus for modular system construction, it must accommodate the existing and forthcoming 16 bit processors. I feel the proposed 16 bit standard is the best route to this goal. ■

REFERENCE

Morrow, G, and Fullmer, H. "Proposed Standard for the S-100 Bus," *Computer*, May 1978, page 84.

SOFTWARE HEADACHES?



HERE'S WHAT DEALERS RECOMMEND FOR RELIEF...

Russell F. Roth, President, Roth Computer Processing, Indianapolis, IN: "Bookkeeper and Autoscribe are flexible enough for almost any business application. MicroSource narrows the applications gap between micros and the other guys . . . refreshing for packaged systems."

Chuck Faso, Owner, Computerland of Niles, IL: "You cannot find more for your money anywhere. Autoscribe is the easiest to operate I've seen. It does everything you would want to do with word processing. There's just no competition at this price."

Norm Dinnsen & Dave McDonough, Owners, Computerland of San Diego: "We like to sell systems we can depend on. That's why we sell MicroSource. MicroSource software is more business-oriented, the systems are a lot cleaner and they use good dependable equipment."

"MicroSource has the best documentation we've yet to see. Bar none. We're looking forward to more MicroSource packages."

Autoscribe — The Paperwork Manager™. Here's the lowest-cost answer to your office paperwork problems. And, the only word processor that's also a small business computer. Less than \$8,000 (under \$200/mo. on a financing lease) with a North Star-based system (sugg. list).

Bookkeeper — The Office Accountant™. Now you can use the same system used by CPA firms to prepare your monthly statements. What used to take you days now takes just hours. Just \$7595 (under \$200/mo. on a financing lease) with a North Star-based system (sugg. list).

MICRO SOURCE™

1425 W. 12th Place • Tempe, Arizona 85281 • (602) 894-9247 • Cable: MICROAGE
Telex: 165 033

The following are trademarks of The Phoenix Group, Inc. MicroSource, Autoscribe, Bookkeeper
DEALERSHIPS STILL AVAILABLE

Build a Computer Controlled Security System for Your Home

**Garcia's
Circuit Cellar**

"Steve? Lloyd? How did you get in?" I jumped back in my swivel chair in surprise as they approached.

"Joyce let us in."

It wasn't unusual for Steve and Lloyd to drop over. We've been friends and fellow computer buffs for years. The surprising part was that they hadn't seen my new basement since I had moved and they decided not to wait for an invitation.

"Boy, when you said you moved to the woods, you really meant it." I was sure that a western Long Islander like Lloyd probably considered more than three trees and a hedge in a yard a forest, but I did have to admit that the last 100 yards along my dirt road was a real killer. "How do you plan to get out of here in the winter?"

A picture of Nanook of the North complete with dogsled and team flashed into my mind. I felt the cold wind blowing in my face and frosty icicles forming in my bushy beard. Protecting my eyes from the blizzard conditions with a heavily gloved hand, I searched the horizon for the faint wisp of smoke rising from a chimney that would provide some respite from the harsh winter. The whip in my other hand was glazed with ice and no longer produced the crisp snap that was necessary to command the attention of the lead sled dog. The iciness enveloped me and began to cloud my consciousness. I could only hope that instinctual survival reactions would be triggered in time. . . .

"Steve! What are you going to do in the winter?" Lloyd repeated, breaking me from my trance.

Steve Garcia

POB 582

Glastonbury CT 06033

Software consulting by Steve Sunderland

Part 1

Thoughts of my arctic ordeal instantly dissolved and the true answer came to mind. "A Jeep came with the house. Come over when it snows and I'll show you how to plow a road."

Lloyd shuddered. The thought of being bounced around in a Jeep while plowing a rutted dirt road was more than he could take. "No thanks. Maybe I'll watch — from inside!"

Before I could discuss the merits of mechanized dogsleds and their relationship to my fantasy, Steve asked a question I had been concerned about but had not yet resolved. "Have you thought of a security system for this place?"

"Actually, I've done more than think about it, I've started to design one." I was aware of my new isolation, and while crime was an important consideration, any security system I designed would do far more than just ring an alarm bell.

"Yeah! You ought to see the system I have," Lloyd piped in. "It cost a fortune, but anybody breaking a window or opening a door will set it off. It automatically dials the police too."

"Lloyd, I've been to your house. It's wired like Fort Knox! You've got foil tapes on every window like a jewelry store. This house is a contemporary, if you didn't notice as you entered. Do you realize how much glass there is in the living room alone?"

"It's a pretty foolproof method," he answered as though not hearing my question.

"Well . . .," I continued, "there are over 300 square feet of glass in that one room. All I need is 300 square feet of strips. And didn't you say you often had false alarms in the spring and fall when the temperature variations induced cracks in the tapes?"

"Hold it Steve. Lloyd was only talking about one possibility. You don't have to install the same system. In fact there must be dozens of commercial burglar alarms you could have installed."

Steve was right. "I'm sorry guys. Moving out here in the woods has pointed out the need for self-sufficiency and independence. That's why I have the wood stove over there. I'm even going to install an auxiliary gener-

ator to power the water pump and lights. The only item I haven't settled yet is the security system."

"Isn't it a simple matter of stringing some door and window switches, an on/off key switch, and an automatic dialer?"

"Sure Steve, if I wanted a simple burglar alarm. You should know me better than that, though. Reasonably priced commercial systems are nothing more than what you've described. As soon as you add time related activations, battery backup, intrusion sensing to cover approach roads and surrounding property, and a decision making capacity from the alarm controller, dedicated logic becomes too expensive."

"What kind of system do you have in mind?" inquired Lloyd.

"Actually I haven't finalized all the details, but the system I want would do things like turn on the outside lights as I drive up to the house, activate 115 VAC appliances in either a preprogrammed sequence or randomly, have display panels in the bedroom and down here in the basement to track

anyone approaching the house, and of course all the usual fire and burglar alarm functions."

"Wow, Steve!" Lloyd's eyebrows rose a little as the security system was unveiled. "That would take a computer!"

"Exactly!" I exclaimed.

Steve looked at me, then at the big (by microcomputer standards) computer to my left. His technical mind did a quick calculation on the battery backup requirements for my 64 K dual disk computer system.

"I suppose you've laid in a separate power feeder from the Grand Cooley Dam to keep this dinosaur running?" he said.

"Don't be funny. The computer I propose to use is a single board microcomputer, programmed to provide the sophistication I want but versatile enough to allow logic changes and easy hardware expansion." I reached into the drawer behind me and pulled out a foot square populated printed circuit board and passed it to Steve. "Here's the computer." Both Steve and Lloyd eyed the odd looking

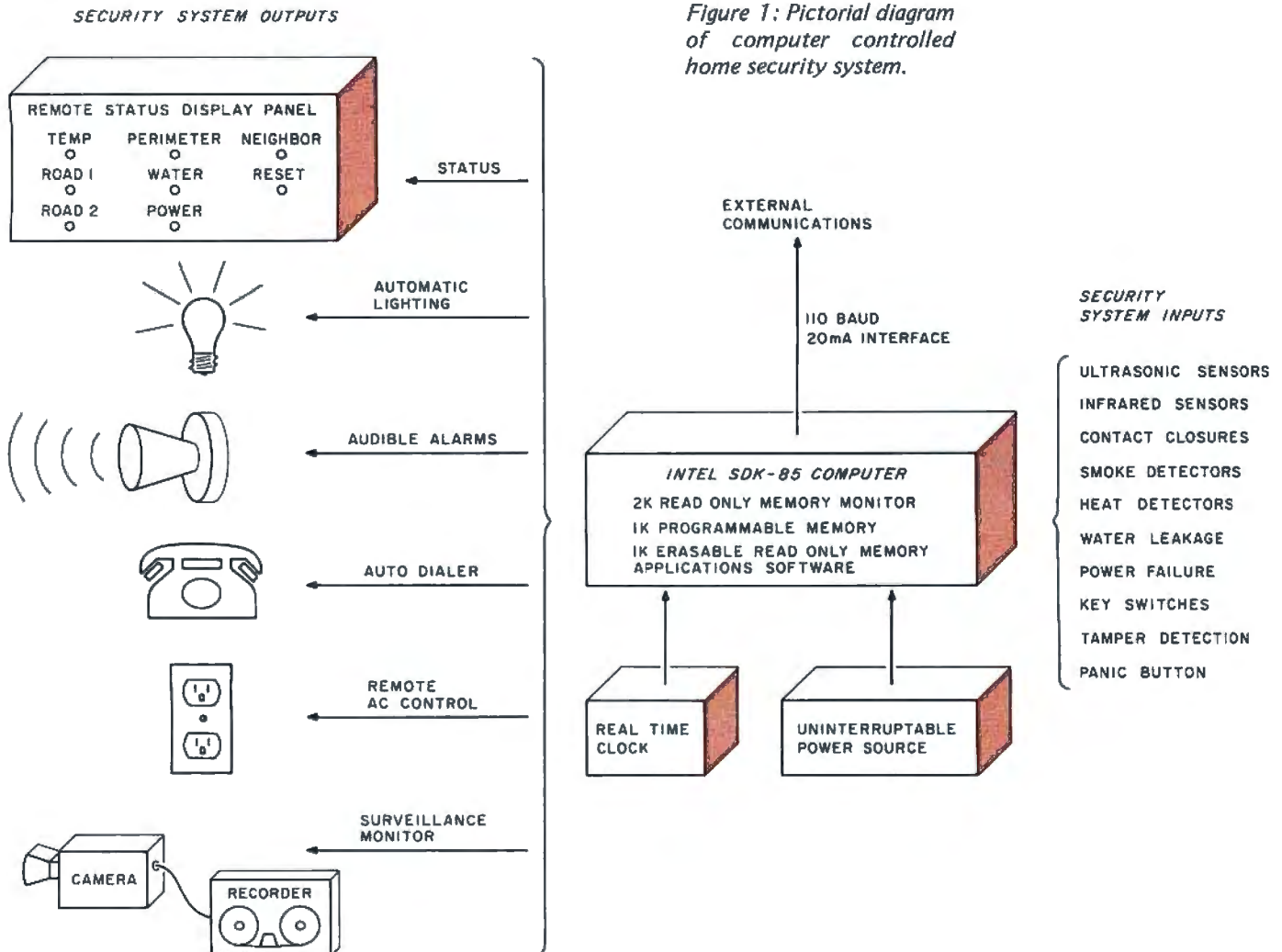
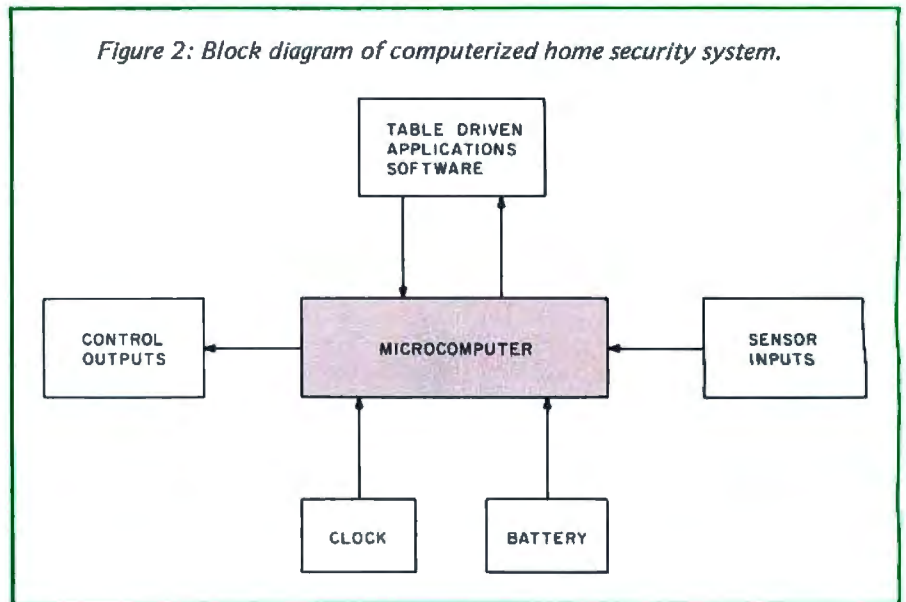


Figure 1: Pictorial diagram of computer controlled home security system.

Figure 2: Block diagram of computerized home security system.



circuit. "It's an Intel SDK-85 kit which uses an 8085 processor. With a little additional programmable read only memory to store the program, some ultrasonic and infrared sensors, contact switches at strategic locations, a house wired for remote AC control of lights and appliances, and about a mile of wire, I'll be in business. I only pray for divine inspiration as I sit down to assemble the program."

"Hey, this sounds fascinating. Why *not* a computer controlled security system!" Steve seemed more elated at the prospects of my design than I did. He was a control systems engineer by trade; I could sense he was already writing the control algorithms in his mind.

"You wouldn't want to help me write the software would you?" I asked.

"Sure, sounds like fun."

"Only you would consider writing software fun." Lloyd pointedly remarked to Steve. "I'm more interested in the hardware." Turning to me he continued. "Tell me about your design. Is the SDK-85 inexpensive enough to dedicate to an alarm system? What kind of a battery backup supply are you making? What kind of sensors are you putting outside on the roads? Did you add that infrared scanner you already wrote about?"

"Hold it guys. One question at a time. Maybe I'd better start from the beginning."

Anatomy of a Computerized Security System

The primary requirement for the hardware and software used to implement a sophisticated home security system is flexibility. Considerable flexibility is required to

allow you to structure a system which executes a variety of functions. These functions include not only the menial tasks of notifying residents that an intruder has entered the home and signaling the authorities, but also those activities necessary to enhance one's "quality of life." Such items include starting the electric percolator at the proper time each morning or turning on the cooling system in the wine cellar when the temperature goes above 64°F.

The system to be introduced in this article and detailed in the next two BYTES has the hardware and software features of a sophisticated home control and security system, a system which may also be adapted to perform some of the basic routine control functions you may want to perform around the home or office (see figures 1 and 2). It has three major components:


- 1) The microcomputer and its associated hardware.
- 2) Event-table-driven software set.
- 3) A sophisticated array of sensors.

Each of these items will be detailed in the succeeding sections of this series. Part 2 will describe the Intel SDK-85 single board computer which satisfies the intelligence requirements of the security system, the hardware modifications necessary to add additional programmable and erasable programmable memory to the SDK-85 kit, and a description of the various control modules comprising the software set of the system. The third article of the series will discuss sensor design, uninterruptable power supply requirements, design and construction of an indicator panel to display monitored conditions, and, finally, example software that

TARBELL SETS STANDARDS

For Hobbyists and Systems Developers

Sales to thousands of hobbyists over the past two years have proven the Tarbell Cassette Interface to be a microcomputer industry standard. Tarbell Electronics continues research and development to produce new and efficient components to fill hobbyists' changing needs.





TARBELL CASSETTE INTERFACE


- Plugs directly into your IMSAI or ALTAIR*
- Fastest transfer rate: 187 (standard) to 540 bytes/second
- Extremely Reliable—Phase encoded (self-clocking)
- 4 Extra Status Lines, 4 Extra Control Lines
- 37-page manual included
- Device Code Selectable by DIP-switch
- Capable of Generating Kansas City tapes also
- No modification required on audio cassette recorder
- Complete kit \$120, Assembled \$175, Manual \$4
- Full 6 month warranty on kit and assembled units

TARBELL FLOPPY DISC INTERFACE

- Plugs directly into your IMSAI or ALTAIR* and handles up to 4 standard single drives in daisy-chain.
- Operates at standard 250K bits per second on normal disc format capacity of 256K bytes.
- Works with modified CP/M* Operating System and BASIC-E Compiler.
- Hardware includes 4 extra IC slots, built-in phantom bootstrap and on-board crystal clock. Uses WD 1771 LSI Chip.
- Full 6-month warranty and extensive documentation.
- PRICE:
Kit \$190 Assembled \$265



CP/M with BASIC-E
and manuals: \$100




Compatible Disc Drives

Ask about our disc drives priced as low as \$525.

TARBELL PROTOTYPE BOARD

Model 1010



- Gold plated edge pins
- Takes 33 14-pin ICs or
- Mix 40-pin, 18-pin, 16-pin and 14-pin ICs
- Location for 5 volt regulator
- Suitable for solder and wire wrap
- ALTAIR/IMSAI compatible
- Price: \$28.00

For fast, off the shelf delivery, all Tarbell Electronics products may be purchased from computer store dealers across the country. Or write Tarbell Electronics direct for complete information.

*ALTAIR is a trademark/tradename of MITS, Inc.
CP/M is a trademark/tradename of Digital Research



950 DOVLEN PLACE • SUITE B • CARSON, CALIFORNIA 90746
(213) 538-4251 • (213) 538-2254




Photo 1: The Intel SDK-85 single board computer, that forms the heart of the computer controlled security system described in this article. Note the additional erasable read only memory and programmable memory added in the prototyping section at upper left. For more information about the SDK-85, contact Intel, 3065 Bowers Av, Santa Clara CA 95051, attention: Rob Walker.

demonstrates the versatility and ultimate capability of a computer controlled security system.

By this time you may be wondering why I used an Intel SDK-85 microcomputer in building this system. Before I answer this question, let's discuss the general requirements.

A computer home security system's link with the real world is its sensors. The sensing devices must be small, reliable, low power, and capable of detecting exceptional sound, light and motion. No single device I used was capable of detecting changes in these three conditions, with the exception of the infrared scanner described in a previous article (see "I've Got You in My Scanner! A Computer Controlled Stepper Motor Light Scanner," by Steve Ciarcia, November 1978 BYTE, page 76). A variety of single function sensors provided the necessary inputs: ultrasonic devices to sense motion within the monitored area, pressure switches to monitor the removal or the addition of a mass (such as a foot on the stairs to the Circuit Cellar), photoelectric devices to detect movement between monitored points, and an array of contact closures to signal the opening and closing of strategic doors and windows.

All inputs to the computer are designed to be discrete in nature. That is, they exist

as switched outputs and appear to the computer as either a high or low logic level in the activated state, depending on the particular sensor. The majority of the sensors have relay outputs and can be wired in series or parallel combinations to cover wide areas or to give redundant indication. An illustrative example is using the series combination of an ultrasonic and infrared sensor to cover large open areas. The failure or false indication of a single input will not cause a false alarm, since both sensors must have a positive "intruder" presence. In effect, the signals from the two devices are logically ANDed. More on these techniques when we discuss sensors.

The Alarm Contains More Than a Switch and a Bell

Functions other than the detection of intrusion have been incorporated in the system. These functions are centered on the safe operation of the home or office, and are used to detect the status of sump pumps, refrigeration systems and water pumps. Failures of these devices are detected by the system again via simple contact closures. The detection of smoke and fire has been incorporated into the system for the protection of the property and its occupants.

Figure 3 is the floor plan of a contem-

introducing . . .

YOUR NEW LIFE STYLE!

Discover How to Improve Your Personal Abilities

An amazingly powerful application of a computerized personal information management system. In handy booklet form.



- Increase your personal capabilities
- Save money
- Improve your ability to plan
- Locate important facts quickly
- Eliminate the drudgery of routine chores

These all add up to a better life style for you! A new way of living which can be more pleasant, bring you more happiness and success.

Information. That's the key. Your command of information is what gives you the power to succeed.

Information For What?

Information you need to make decisions . . . to solve problems . . . to seek creative solutions in real life situations. Information that when under your control will amplify your personal abilities.

You've Heard of the Information Explosion?

Now it's time for an explosion in your personal capacity to deal with a wealth of information. The personal computer is the answer. And now the means is available for you to use it to your personal advantage.

Can a Computer Really Do It?

You bet it can! The power of a personal computer is fantastic. Untold amounts of information can be processed in the blinking of an eye. Chores you've found laborious can be done by your simple command. Facts that have taken hours to find can now be located at the snap of your finger. That's what a personal computer can do . . .

. . . if YOU know how!

YOU? Yes, you! You need to have the know-how to unleash the power of the microcomputer for your benefit.

Until now only the programmers and designers could make such profitable use of the personal computer. PIMS — the Personal Information Management System — has changed that. You don't have to be a programmer to use PIMS. PIMS is a program which you type into a personal computer. Then

it's just a matter of following the instructions for setting up your own tasks for computer assistance.

Can It Really Be That Easy?

Sure. That's the beauty of a program for information management. It's an alternative to programming from your standpoint. All you do is define the job you want the microcomputer to do. Express yourself in simple commands and statements. Then the microcomputer plus PIMS does the rest.

What Can It Do?

PIMS will enable you to function with increased effectiveness. Use it to balance your check book. It can keep an inventory of your possessions. (Ever store something and afterwards forget where? PIMS will tell you the location!) Use PIMS to plan your day, vacation, education and important life events. PIMS can tutor math, keep your personal mailing list or telephone directory. Use it to keep track of personal disbursements. It can even be used to schedule your TV viewing. And more. Much more. There's practically no limit to the type of applications.

Here's what you get.

- All in one neatly bound volume,
- The microcomputer and its potential for personal use
- Ways in which your microcomputer can be helpful in everyday life and serving basic personal needs
- PIMS — Personal Information Management System. All the basics and jargon
- PIMS program outline and flow chart
- 15 sample ways in which PIMS can work to your personal advantage
- The complete listing of a practical functional program. Written in BASIC language. Ready to use!

The PIMS program was prepared by SCLEBI using Microsoft† compatible BASIC as used in a wide variety of personal computers. Systems like Apple II, Radio Shack TRS-80 (level II), Ohio Scientific 400 and many other small computer systems.

Don't Have a Computer?

Even if you are still just thinking about getting your own personal computer, you should have this book. It will show you in clear understandable terms what you'll be able to accomplish with your own microcomputer.

Is the Message Clear?

PIMS — Personal Information Management System can help you. If you're interested in understanding what role a computer can play in enhancing your life style, get PIMS. It will give you the inside track for getting the most out of a personal computer system.

Get Yours!

PIMS is available in handy booklet form. Your copy is ready for shipment. At only \$9.95* it's got to be the greatest bargain to come along!

Don't Wait.

Get your copy now! You'll discover how you can find your new life style — with PIMS.

*Prices shown are for North American customers. Pricing, specifications, availability subject to change without notice. Personal checks may delay shipment. IMPORTANT! Include 75¢ postage/handling for each item to be delivered by U.S. Mail Book Rate, or \$2 for each item to be shipped First Class or UPS.

† A trade mark of Microsoft, Inc

SCLEBI Publications
P.O. Box 133 PP STN
Milford, CT 06460

YES! I want PIMS.
Enclosed is \$9.95 plus 75¢ postage/handling. Or, better yet, please charge my Master Charge or VISA account:

Card No. _____
Exp. Date _____
Bank No. _____
Name _____
Address _____
City _____
State _____ Zip _____
Signature _____

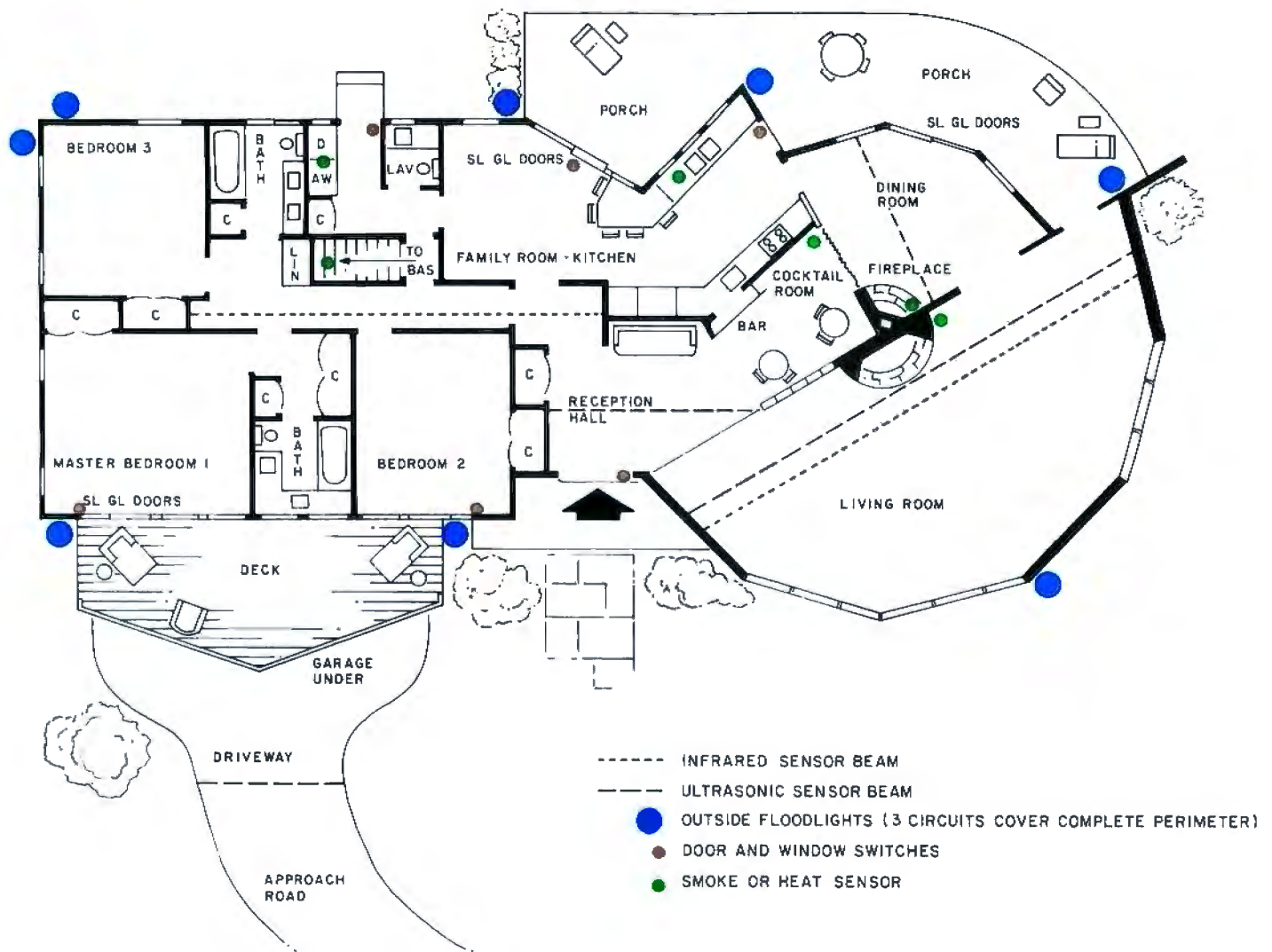


Figure 3: Typical arrangement and types of sensors used in the computerized home security system.

porary house similar to my own. For obvious reasons I have chosen not to use one of my own home. The dimensions and layout are similar enough to adequately represent the model and to illustrate the possible quantity, type and placement of sensors. I consider my house a unique application and do not believe that every detail of this system is necessary for adequate security coverage. Less sophisticated photoelectric and ultrasonic sensor designs could be used to monitor a 9 by 12 foot room, but might be inadequate in a much larger room. My home proved to be a sensor development challenge, since the living room is 42 feet in diameter and the house totals 4800 square feet monitored area. The best procedure to follow is to understand the theory of the system, differentiate between the uniqueness of my application and a general case, and extract those components which satisfy your security needs.

Alarm Priorities

The inputs monitored by this security system are divided into four priority levels, level 0 through level 3:

Level 0

Activation

Level 0 alarms are always enabled as long as the system is operational. Inputs of this type consist of smoke sensors, heat activated switches, and panic button inputs.

Result

Positive closure of any sensor immediately triggers an audible alarm within the residence. Automatic dialing of police, fire and neighbor commences 45 seconds later. This delay allows time to reset system in cases of false alarms, such as burned toast.

See It All at Once!


(with a **Screensplitter**)

**Text Editing and
Multiple Process
Display System**

from **Micro Diversions**)



unretouched photo 13" or larger slow phosphor monitor recommended



S-100 Buss

\$295 Kit

VISA
master charge

\$395 Assembled

\$15 Owner's Guide only

**Micro Diversions, Inc.
8455-D Tyco Road
Vienna, Virginia 22180
(703) 827-0888**

- **40 lines, 86 characters/line
UPPER/lower case full ASCII
with special symbols**
- **Onboard intelligence:
1K byte fast subscreen
control, positioning and text
formatting software**
- **Custom reprogrammable
character generator
for unusual applications**
- **140 page Owner's Guide
covering hardware, software,
system integration**
- **Available from stock**

Level 1

Activation

Level 1 alarms are enabled by a keylock switch input to the computer and are primarily intrusion in nature. They consist of parallel and series combinations of ultrasonic, infrared, and contact closure type sensor inputs.

Result

Positive closure of any sensor immediately triggers an audible alarm inside and outside. The system immediately dials police, contacts the neighbors via a dedicated serial communication link between houses, and turns on surveillance recording devices.

Level 2

Activation

Provision is made to allow entry to the house at selected spots to deactivate the alarm. Entering these points starts a timer which must be reset by deactivating the level 1 alarm system.

Result

Failure to reset the system within the allotted time triggers a level 1 condition with typical level 1 response.

Level 3

Activation

Level 3 is always activated and its input sensors are displayed on a panel as well as being supplied to

the computer for possible action. Sensor inputs include power failure, perimeter intrusion, freezer failure, etc.

Result

Perimeter or approach information can be utilized by the system to turn on outside lights, but the primary purpose of level 3 is to provide a noncritical condition monitoring system for information. The duration of the displayed event is a timed function.

The combination of the four levels uses a total of 20 parallel input bits on the SDK-85.

Alarm Outputs

Unlike the majority of security alarms, which have only a single output to turn on the automatic dialer and alarm bell, this system has 18 discrete output functions. They can be activated in any combination, and are described in table 1.

The particular designations for inputs and outputs are selected for my needs, and are easily redefined due to the program structure and event table software. A pictorial diagram is shown in figure 1. This will be explained in detail next month.

Additional Considerations and Capabilities

Another major consideration in a home security system is the provision of a continuous and reliable power source. This is necessary to sustain operation during electrical interruptions. To assure a dependable power source, the system is powered by an uninterruptable power supply. Necessary input voltage is provided, at all times, by 12 V batteries. The charge on the batteries is maintained by an automatic 115 VAC charger which will charge the batteries when their output voltage falls below a preset value. The output of the power source is used to supply voltage to critical sensors, the status display panel, and the microcomputer. The computer will of course register the occurrence of a power outage.

As stated previously, one capability of this system is the controlled activation of AC outputs triggered by input events or timer generated commands. To accomplish the latter, one needs a time base and a real time clock. The circuit in figure 4 is added to the SDK-85. The real time clock creates a pulsed output with a frequency of 1 Hz. This pulse output signal, when attached to the interrupt

Table 1: 18 discrete functions performed by the author's computer controlled security alarm system.

Output	Function
1. Auto dialer	Automatically calls police, fire, etc.
2. Audible alarm (intrusion)	Signals that there has been a break-in.
3. Audible alarm (fire)	Signals detection of fire or smoke.
4. Level 1 enabled (light next to key switch)	Steady output indicates reset condition; flashing output indicates enabled mode.
5. Perimeter flood lights	Activated by timer or level 3 input.
6. Driveway flood lights	Timer activated at dusk.
7. Low level audible alarm	Signals pertinent combination of events or particular level 3 activation; mounted in level 3 display panel.
8. Recording instruments	Particular level 1 alarms trigger activation of surveillance recording devices.
9. } 10. } 3 bit, level 3, 11. } display board driver }	Multiplexed output controls eight display parameters.
12. AC circuit 1 13. AC circuit 2 14. AC circuit 3 15. AC circuit 4 16. AC circuit 5 17. AC circuit 6	Six AC power control outputs to lights or appliances which either simulate occupancy through sequential activation or act as remotely controlled outputs to turn on percolators, air conditioners, etc.
18. Output to neighbor	Indicates fire or intrusion.

"My Structured Systems business software has paid for itself in labor hours saved alone."

Mr. Ken Tunnah, Colloid-A-Tron Inc., Buffalo, New York



Ken Tunnah is one of many innovators bringing the micro revolution to the small business. As a programmer, he knows computers and their languages. As a businessman, he knows business and its languages. And when Mr. Tunnah decided to micro-computerize the accounting function at Colloid-A-Tron, he turned to Structured Systems software.


Says Mr. Tunnah: *"The program is designed from a CPA standpoint, for multiple corporations, which we have. It is flexible and gives me the ability to change reporting by profit centers easily. It is up and running quickly, and it just keeps on running. I think it's the best business software available."*

The best software available. That's what Structured Systems Group set out to create.

Structured Systems offers three sophisticated accounting systems. Our General Ledger software is big enough for multi-client write-up by the CPA, or multi-corporate reporting for the business, but small enough for the micro budget. The very comprehensive Accounts Receivable and Accounts Payable packages will operate independently, or they will coordinate with the General Ledger.

Our systems record transactions easily and correctly, and provide an audit trail from source document to financial statements. And they will maintain monthly and year-to-date information in dollars and in percentages. And they are reliable.

The three systems interact with the user to set up parameters such as format and headings, account titles and numbering, automatic billing or reminder notices, credit limits, sales reports, a check register, and much more.



The software is designed to run on an 8080 or Z-80 CPU with 48K of memory, dual disks with CP/M®, printer, keyboard, and CRT. To make it all work for you, we have provided the most extensive documentation and support in the industry.

We provide the capability to computerize complex accounting functions on relatively inexpensive micro-computer equipment. Ken Tunnah has told us what that means: *"I've bucked some trends. I looked around, and decided that with the right software, I could get a micro to outperform a \$45,000 mini. I'm satisfied. It's simple economics."*

We can refer you to a growing number of sophisticated retailers experienced in Structured Systems Group business systems. Or we can work directly with you. We'd be happy to provide you with more information on our product line, which includes QSORT™ (a sort/merge program), CBASIC (a business BASIC), NAD™ (a mailing and addressing system), and our General Ledger, Accounts Receivable, and Accounts Payable packages.

* CP/M is a registered trademark of Digital Research

Structured Systems Group

INCORPORATED

5208 Claremont Avenue
Oakland, CA 94618

Call us at (415) 547-1567. Or write Dept. B7.

Putting the Microcomputer in Business.

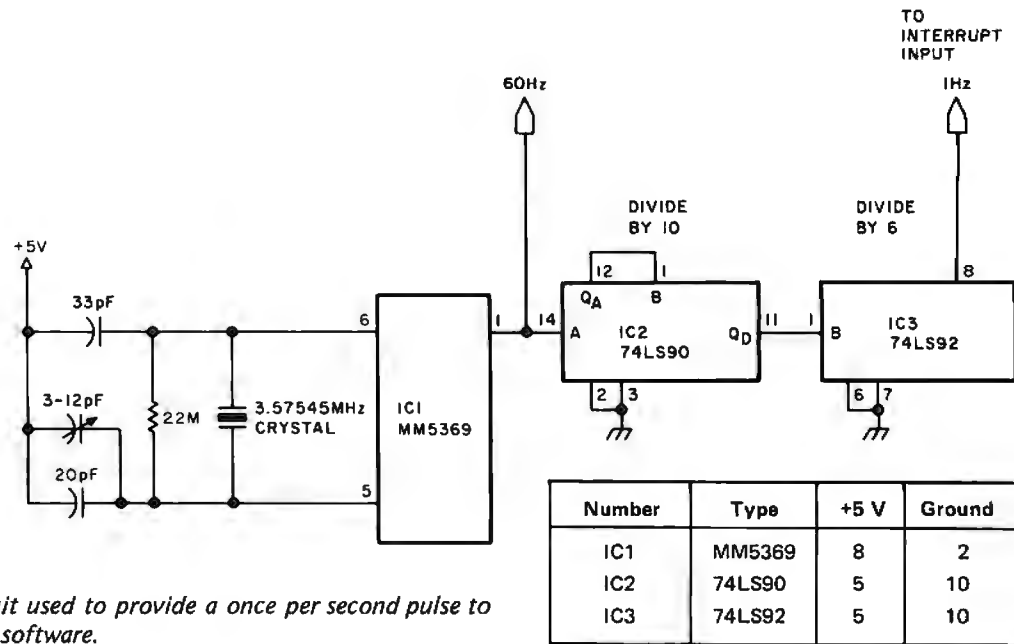


Figure 4: Real time clock circuit used to provide a once per second pulse to update the SDK-85 time of day software.

input line of the 8085 and combined with proper software, provides the alarm system with a time of day clock having resolution of 1 second. The current time in hours, minutes and seconds is constantly displayed and updated on the 6 digit LED display on the SDK-85 board. This gives a constant indication of system operation and readiness. This display can be deactivated to conserve power during a power interruption.

The time of day clock is not the only operator interface. An additional display panel is remotely located in the bedroom

or similar area where current system status can be viewed. This display is not meant to indicate the obvious, but rather to make the resident aware of less critical but equally important matters. In the event of a fire or outright break-in, the system would activate the necessary counter measures and notify the authorities. Flashing a tiny light emitting diode (LED) on a panel will hardly be noticed in all the noise of the sirens.

A third level of sensors monitors approaches to the house, the perimeter, and important events such as water leaks and power failures. While the system may still turn on outside lights if desired, this panel would immediately notify the resident of someone passing through the property, or of a power failure. When you live in the woods, these are all important considerations.

Using an Intel SDK-85

The microcomputer system utilized in this security system was constructed around an Intel MCS-85 system design kit (SDK-85). It was chosen because of the basic features it provides to the experimenter. Included in this \$250 kit are all the materials necessary to build a basic computer system which can be modified easily with additional programmable read only memory containing the security system software. The main features provided in the standard SDK-85 include:

- 8085 processor utilizing the 8080A instruction set.
- Interactive 6 digit LED display and 20 key keyboard.
- 110 baud 20 mA current loop interface.




Photo 2: Prebuilt commercial ultrasonic transmitter (small board) and receiver available from Bullet Electronics; for use across doorways, rooms, etc.

the \$988 Surprise . . .

If you haven't looked carefully at the Level-II 16K TRS-80, you're in for a big surprise! Level-II BASIC gives TRS-80 advanced features like comprehensive string handling, multi-dimension arrays, multi-letter variable names, named cassette files, full editing, integer arithmetic, single (6-digit) and double (16-digit) precision arithmetic, formatted printing, memory-mapped video (print directly at any of 1024 screen positions), 128x48 video graphics (may be intermixed with text), error trapping, auto line numbering, TRACE, PEEK and POKE . . . to name just a few. Because Level-II is in ROM, TRS-80 powers-up ready to go with the full 16K RAM available for your use.

This means TRS-80's memory is equivalent to a 28K RAM-based system.

New for 1979—TRS-80's numeric (calculator) keypad included on every 16K computer, and available as an add-on for present owners.

TRS-80's modular design allows easy expansion. Add up to 48K RAM, Expansion Interface, printers, 1 to 4 Mini-Disks, RS232C, telephone acoustic couplers, Voice Synthesizer, dual cassette recorders, our System Desk and Printer Stand. Surprisingly, these are not promises of things to come, but real products being delivered right now. Software from games to General Ledger are available, with more cassette and disk software being added monthly.

Radio Shack's 58 years of consumer electronics leadership, our 50 regional repair centers (growing to 100 this year), our new Radio Shack computer centers, and our NYSE-listed billion-dollar parent, Tandy Corporation, insure that customer support is always available right where it should be—locally.

So if you haven't seriously looked at TRS-80 yet, ask your local Radio Shack for our new 20-page fact-filled catalog and be prepared for a \$988 surprise. Surprising power—features—price—support! Level-II 16K systems include everything pictured, plus the manual. Better to be surprised now . . . before you choose the wrong microcomputer system.



16K Available RAM
12K Level-II BASIC in ROM
Full-Size Typewriter Keyboard
U.L. Listed, Portable
Complete . . . Plug in and Use

NEW!
Numeric Calculator Keypad

Radio Shack
The biggest name in little computers™

A DIVISION OF TANDY CORPORATION • FORT WORTH, TEXAS 76102
OVER 7000 LOCATIONS IN NINE COUNTRIES



Photo 3: Heat sensor designed to trip above 135° F, typical of the type often used in combination with smoke detectors.



Photo 4: Typical commercially available sensors. Shown are a panic button (left) and magnetic door switch, available from GC Electronics, Rockford IL, and Radio Shack, respectively.

- Comprehensive read only memory based monitor (2 K bytes).
- 256 bytes of programmable memory.
- 38 parallel input output (IO) lines.
- Three user-vectored interrupts.

The presence of a good monitor, a quantity of IO bits, vectored interrupt capability, and an interactive keyboard and display were the primary reasons for the choice of this unit. As previously stated, the real time clock interrupts the system every second. While interrupt capability is not absolutely necessary to the design of a security system, it does insure that events which may become critical to the performance of a system are not missed. For example, let's assume that maintaining an accurate time base is required, and that the system maintains time by a pulsed input. If this input is interfaced to the computer via a line on an input port, it may be possible at times (depending on processor load) to miss the event, thus causing the system to slowly lose its time synchronization to the real world. However, if this input is interfaced to the system via an interrupt line, the system will not "miss ticks" due to processor overhead. Should the processor be busy at the time the interrupt occurs, two possible conditions could exist. First, the routine being executed could have temporarily inhibited interrupts. This will only delay the processing of the timer interrupt: when the interrupts are enabled by the routine the processor will recognize that the interrupt is pending and vector to the appropriate address to begin processing the interrupt. Note that, should interrupts be inhibited for a period longer than the frequency of the interrupt, "missed tick" conditions will occur. Therefore, one should always be aware of the maximum time during which interrupts will be inhibited. The second condition which can arise during the processing of interrupts is that the processor might be busy executing a module with the interrupts enabled. In this case the processor will immediately vector to the routine to process the interrupt. Upon completion of the interrupt processing, control is returned to the interrupted module.

The keyboard and display are important to the operation of the security system. These units are utilized extensively in the startup of the system.

It is through this facility that the user initiates the operation of the system, notifies the computer of the current time of day so that it may initialize the software clock, and can utilize the monitor to diagnose problems within the system. For example, the key-

Introducing the simple TRS-80 Up-grade

Fast, easy, guaranteed expansion to 16K at less than half the price of Radio Shack.

Ithaca Audio makes it simple

No false starts and finding you need some little item or special tool. Our Kit contains all the parts: 8 prime dynamic RAMs and a complete set of preprogrammed jumpers. No matter which model you have (even if you later purchase Level II software), you're covered.

Complete Instructions

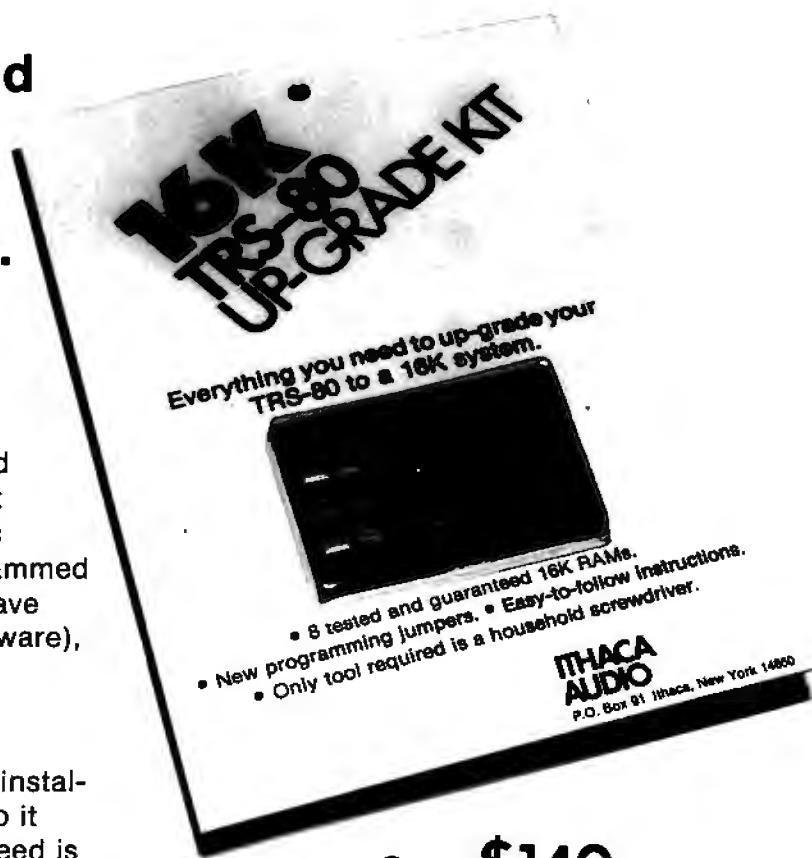
Our easy-to-follow directions cut installation time to just minutes. You can do it yourself—with no soldering! All you need is a household screwdriver.

100% Guarantee

Like our kit, simple: if a part ever fails, we replace it, FREE.

Available now

Order from your favorite retailer. If by chance he hasn't stocked them yet we'll ship him your Kit right away.



Only \$140

For technical assistance call or write to:

**ITHACA
AUDIO**

Phone: 607/273-3271

P.O. Box 91 Ithaca, New York 14850

Available off-the-shelf at these fine computer dealers.

© 1978 Ithaca Audio

AL: BIRMINGHAM: Computer Center, (205) 942-8557. HUNTSVILLE: Computerland, (205) 539-1200. CA: BERKELEY: Byte Shop, (415) 845-8368. EL CERRITO: Computerland, (415) 233-5010. HAYWARD: Computerland, (415) 538-8080. LOS ALTOS: Computerland, (415) 941-8154. MARINA DEL REY: Base 2, (213) 822-4499. MT. VIEW: Digital Dell, (415) 961-2670. SAN FRANCISCO: Computerland, (415) 536-1592. SAN JOSE: Electronic Systems, (408) 226-4064. SAN RAFAEL: Computer Demo Room Inc., (415) 457-9311. WALNUT CREEK: Computerland, (415) 935-6502. DE: NEWARK: Computerland, (303) 738-9656. FL: FT. LAUDERDALE: Computer Age, (305) 791-8080. POMPANO BEACH: Computer Age, (305) 496-4999. TAMPA: Micro-computer Systems, (813) 879-4301. IL: NILES: Computerland, (312) 967-1714. OAK LAWN: Computerland, (312) 422-8080. PEORIA: Computerland, (309) 688-6252. KS: OVERLAND PARK: Personal Computer Center, (913) 649-5942. WICHITA: Computer Systems Design, (316) 265-1120. KY: LOUISVILLE: Computerland, (502) 425-8308. MA: CAMBRIDGE: Computer Shop, (617) 661-2870. MD: ROCKVILLE: Computerland, (301) 948-7676. MI: ANN ARBOR: Newman Computer Exchange, (313) 994-3200. ROYAL OAK: Computer Mart, (313) 576-0900. NJ: ANDOVER: Atlantic Microsystems, (201) 548-0189. BUDD LAKE: Computer Lab of New Jersey, (201) 691-1984. CLARK: S-100, (201) 382-1318. ISELIN: Computer Mart (201) 283-0600. SUCCASUNNA: Computer Hut, (201) 584-4977. NY: BUFFALO: Computerland, (716) 836-6511. ITHACA: Computerland of Ithaca, (607) 277-4888. JOHNSON CITY: Micro World, (607) 798-9800. NEW YORK CITY: Computer Mart of New York, (212) 686-7923. SYRACUSE: Computer Shop of Syracuse Inc., (315) 446-1284. OH: CINCINNATI: Digital Design, (513) 561-6733. DAYTON: Computer Solutions, (513) 223-2348. OK: OKLAHOMA CITY: Micronics, (405) 842-8152. PA: FRAZER: Personal Computer Corp., (215) 847-8463. STATE COLLEGE: Microcomputer Products Inc., (814) 238-7711. TN: KNOXVILLE: Eastern Microcomputer, (615) 564-8365. TX: AUSTIN: Computerland, (512) 452-5701. DALLAS: KA Electronic Sales, (214) 634-7870. GARLAND: Digital Research Corp., (214) 271-2461. HOUSTON: Houston Computer Mart, (713) 849-4188. UT: OREM: Johnson Computer Electronics, (801) 224-5361. VA: ALEXANDRIA: Computers Plus, (703) 751-5856. ARLINGTON: Arlington Electronics Wholesalers, (703) 524-2412. VT: ESSEX JUNCTION: Computer Mart of Vermont, (802) 879-1683. CANADA: ONTARIO: MISSISSAUGA: Arisia Microsystems, (416) 274-6033. TORONTO: Computer Mart Ltd., (416) 484-9708. WINNIPEG: Patrick Computer Systems Inc., (204) 774-1655. WEST GERMANY: MUNICH: ABC Computer Shop, Schellingstrasse 33, 8000 Munchen 40 Microcomputer Shop, Toelzerstr, 8, D-815 Holzkirchen. ISRAEL: HAIFA: Microcomputer Eng Ltd., Haifa 31-070.

board and display allow the user to initialize the system by:

- Resetting the processor by depressing the Reset button.
- Entering the 4 digit address of the



Photo 5: Steve Ciarcia installing a heat sensor over the printer and the Selectric in the circuit cellar.

start of the security system cold start module, which will be displayed, as entered, on the display.

- Depressing the Go button.

The functions provided for debugging the system include:

- The ability to examine the contents of memory locations registers both randomly and sequentially.
- The ability to load new values into memory and registers both randomly and sequentially.
- The ability to single step the execution of a software module.
- The ability to generate vectored interrupts from the keyboard.
- The ability to initiate execution from various addresses.

The monitor provided in the SDK-85 resides in 2 K bytes of read only memory. It contains the software required to service the commands the processor receives from the keyboard, the routines to drive the 6 character LED display, the algorithms to process and serve Teletype (or other serial IO device) requests and the software to handle serial IO communication. This monitor also provides the vectored interrupt trap locations which in turn direct control to user-supplied modules.


Several of the monitor routines are very useful to the operator and were used extensively to display input data and do the initial debugging.

Four modules are provided for sending and receiving data to or from the Teletype. These are:

- Console input which returns an ASCII character received from the Teletype to the requesting module.
- Console output which transmits an

PET PRINTER ADAPTER

GET HARD COPY FROM YOUR
COMMODORE PET USING A
STANDARD RS-232 PRINTER



1200B

1200C

The CmC ADA 1200 drives an RS-232 printer from the PET IEEE-488 bus. Now, the PET owner can obtain hard copy listings and can type letters, manuscripts, mailing labels, tables of data, pictures, invoices, graphs, checks, needle-point patterns, etc., using a standard RS-232 printer or terminal.

\$98.50 ADA 1200B
Assembled and tested

\$169.00 ADA 1200C
With case, power supply
and RS-232 connector



Order direct or contact your local computer store.
Add \$3.00 for postage and handling per order.



CONNECTICUT microCOMPUTER
150 POCONO RD, BROOKFIELD, CT 06804
(203) 775-9659

ASCII character from the sending module to the Teletype.

- Carriage return/line feed which outputs to the Teletype a carriage return followed by a line feed.
- Hexadecimal number printer which converts a byte of data to two ASCII characters (hexadecimal 0 thru F) and outputs them to the Teletype.

Three modules are provided for sending and receiving data to the keyboard/LED display. They are:

- Update data which displays the contents of register A on the data field of the display in hexadecimal notation.
- Read keyboard which returns to the requesting module the character entered on the keyboard.
- Output data which outputs data to the address or data field of the display.

The security system software is comprised of a set of highly structured modules (see figure 5) used to process records passed from one module to another. Within this structure the initiating event can come from one of two sources, the detection of an external event or the occurrence of a time event. The occurrence of an external event is detected by the digital scan module; the occurrence of a time event is detected by the timer interrupt processor. When either of these modules detects the occurrence of an event that requires further processing, it passes an event index to the event processor, which will initiate the processing of the event. The event processor utilizes the event index to extract the response records associated with the event in question from the event record. It then transmits this data to the response processor, which will perform the required response (ie: output a contact closure to

turn on a siren or autodialer, or activate a special application module). The detailed structure and functions of the various tables and modules that make up the security system software set will be described in part 2 of this 3 part series.■

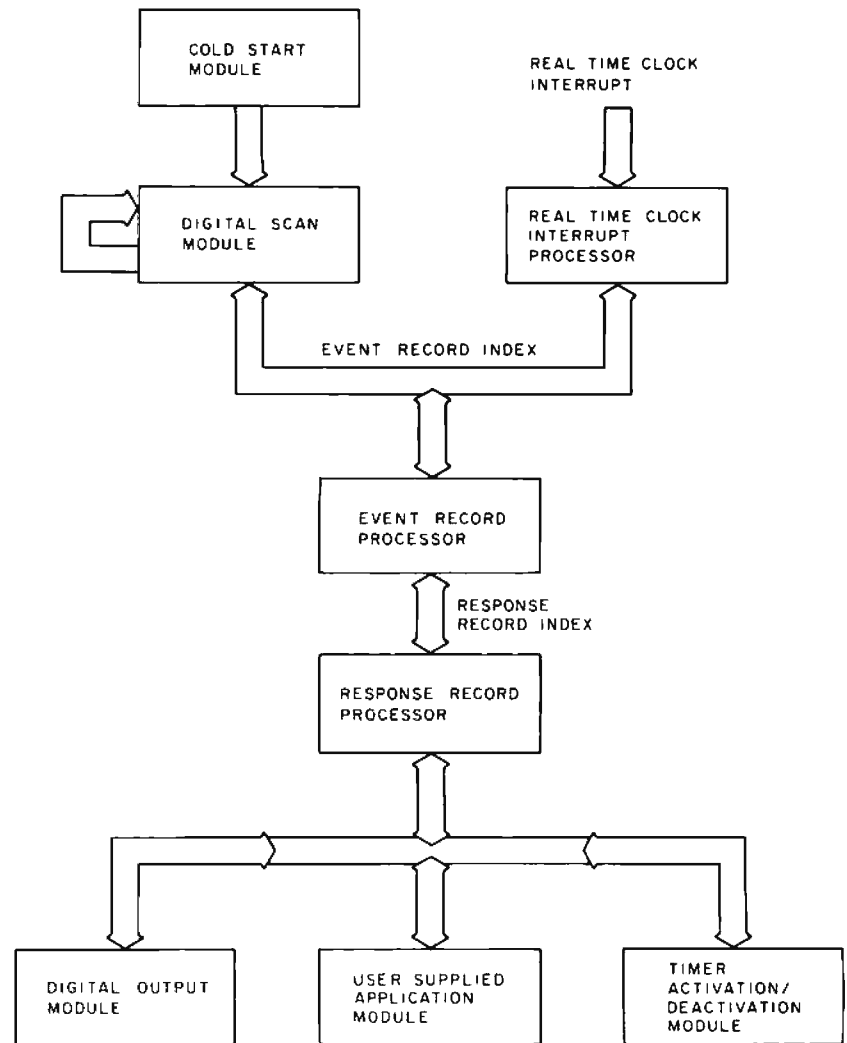



Figure 5: Block diagram of the computer controlled home security system.

CONVERT ANY TV TO A HIGH QUALITY MONITOR



- Hot Chassis or Transformer sets
 - 64-80 characters per line
 - By-passes tuner & I.F.
 - Normal viewing unaffected
 - Safe—Easy installation
- ACVM HI-Resolution \$24.95 ppd



"POLYGRAFIX"

A completely self-contained, high density graphics system for S-100 buss users of Polymorphic VTI-64 video board. —512H by 128V resolution. Total software control. Assembled & tested. . . . \$245.00 Write for details and avail. options.

VAMP Inc. Box 29315
Los Angeles, Calif. 90029

The "EXTERMINATOR"



All New Dual Function Board: Serves as an extender card & also terminates S-100 buss. Eliminates crosstalk, overshoots & noise which can scramble data. Occupies only a single slot. Fully fused.

VTE-100-K (Kit) \$49.95
VTE-100-A (Asmb.) 74.95
Extender Card (w/conn.) . . . 24.95
Add \$2 shipping & handling
Calif. Residents add 6% Sales Tax

Everything you've ever wanted to know about microcomputers in ONE complete book for only \$10.95

Over 400 pages. Full 8½" x 11" size.



The ultimate book about microcomputers. Written by experts ... SCELBI and BYTE. Over 400 pages. A collector's item, featuring The Basics from the first 16 issues of BYTE and SCELBI's classic library of books. Your microcomputer bookshelf is incomplete without this priceless edition.



You can't buy information organized like this anywhere. This is the book that everyone who is into microcomputers needs for reference, for ideas, for clues to problem solving. It is a truly authoritative text, featuring easy-to-read, easy-to-understand articles by more than 50 recognized professional authors, who know and love microcomputers from the ground up. Logical and complete, it features many glossaries, and is illuminated with profuse illustrations and photographs.

The Scelbi/BYTE Primer is divided into four logical sections, that take you from point "0" through building and programming your own computer... step-by-step-by-step.

What can you do with a microcomputer? Checkbook balancing. Recipe converting and food inventory. Heating and air conditioning control. Home and business security and management. Playing the ponies. Analysis of the stock market. Maintaining massive data banks. Self-instruction. Toys and games. Small business accounting and inventory. And lots, lots more.

How does a microcomputer do it? Lots of "how to" theory. Introducing you to microcomputer operation. 6800, 6502, Z80 CPU chip capabilities. RAM and ROM memories. Addressing methods.

THE SCELBI/BYTE PRIMER

Over 400 pages. Selected articles from BYTE and SCELBI books. Profusely illustrated. Many photographs. \$10.95, plus \$1 shipping and handling.

How to control peripherals. Transmission of information to and from computers. Magnetic recording devices for bulk storage. Analog to digital conversion. How a computer can talk. Other I/O techniques. And more.

Order your copy today!

SCELBI COMPUTER CONSULTING INC. Post Office Box 133 PP STN Dept. B Milford, CT 06460	BITS 25 Route 101 West P.O. Box 428 Peterborough, NH 03458 1-800-258-5477
--	--

Prices shown for North American customers. Master Charge. Postal and bank Money Orders preferred. Personal checks delay shipping up to 4 weeks. Pricing, specifications, availability subject to change without notice.

All about building a microcomputer system. Over 12 complete construction articles. Flip-flops. LED devices. Recycling used ICs. Modular construction. Making your own p.c. boards. Prototype board construction. Make your own logic probes. Construction plans for 6800 and Z80 computers. Building plans for I/Os — TV and CRT displays, cassette interfaces, etc. Mathematics functions. ROM programmer. Plus much, much more.

How to program a microcomputer. Programming for the beginner. Assembling programs by hand. Monitoring programs. Number conversions. Game of Hexpawn. Design your own assembler. Lots more.

And that's only the beginning! Others have spent millions acquiring the type of microcomputer information found within the 400 pages of **The Scelbi/BYTE Primer**. But, it costs you only \$10.95, plus \$1 for postage and handling, complete! You know the quality of Scelbi and BYTE. This is your assurance of excellence throughout this **MUST** text. Order your copy today! And, get one for a friend!

An Exposure to MUMPS

David D Sherertz
 University of California
 San Francisco CA 94143

About the Author

David D Sherertz is a senior systems analyst in medical information science at the University of California, San Francisco. His activities include design analysis, medical programming and technical writing. For the past three years he has been actively involved in the MUMPS standardization effort, and is currently chairman of the Subcommittee for Language Development within the MUMPS Development Committee.

MUMPS (Massachusetts General Hospital Utility MultiProgramming System) was developed in the mid 1960s as a timesharing system for a modest minicomputer. A general purpose interpretive language, also called MUMPS, is an integral part of the system. The MUMPS language contains a powerful set of string manipulation capabilities, a pattern matching facility and timing functions, all of which facilitate the creation of conversational programs. In addition, users can share access to a hierarchically organized data base, with the file management details transparent to the user.

Recently, the American National Standards Institute approved the MUMPS programming language as a national standard, joining FORTRAN, COBOL, and PL/I in that category. The existence of a MUMPS standard and the robustness of the features included in the standard language make MUMPS an attractive choice for the development of interactive applications. This article gives an overview of Standard MUMPS, emphasizing its capabilities.

Commands and Variables

The MUMPS language is based on the set of commands summarized in table 1. Any command name can be abbreviated to its first letter (the `HANG` command is distinguished from `HALT` by the presence of an argument). Supplemental commands are usually added by implementors to support program creation, editing, debugging and storage. The execution of any command (except `IF`, `ELSE` or `FOR`) can be made conditional by adding a logical expression to the command word. The conditional command is then executed only if this "postconditional" is true. A maximum time limit can be placed on the actions of certain commands (`LOCK`, `OPEN` and `READ`). For example, the command `OPEN TAPE:30` will periodically attempt to acquire the device `TAPE` for 30 seconds. If the unit is not available within this time, the command proceeds as if it were completed and a special variable is set by the system to allow checking for the expiration of the timer.

Command	Provides for
<code>BREAK</code>	access points for programming and debugging aids
<code>CLOSE</code>	relinquishing device ownership
<code>DO</code>	generalized subroutine calls
<code>ELSE</code>	conditional execution
<code>FOR</code>	generalized iterative execution
<code>GOTO</code>	generalized transfer of control
<code>HALT</code>	terminating execution
<code>HANG</code>	suspending execution for a specified period of time
<code>IF</code>	conditional execution
<code>KILL</code>	expunging specified variables and their values
<code>LOCK</code>	a generalized interlock facility for concurrent processes
<code>OPEN</code>	securing device ownership
<code>QUIT</code>	explicit termination of a <code>DO</code> or <code>FOR</code> command
<code>READ</code>	specifying data input
<code>SET</code>	assigning values to variables
<code>USE</code>	designating a specific device for input and output
<code>VIEW</code>	an access point for examining machine-dependent information
<code>WRITE</code>	specifying data output
<code>XECUTE</code>	execution of string expressions as program text
<code>Z...</code>	implementation-specific extensions

Table 1: Commands in the MUMPS language. The execution of any command can be made conditional by adding a logical expression to the command word. MUMPS is a general purpose interpretive language developed at Massachusetts General Hospital and designed for use in writing conversational programs. It features string manipulation, pattern matching ability and timing functions.


INTRODUCING DUAL DRIVE MINIFLOPPY FOR PET!

A FULL RANGE OF PERIPHERALS TO COMPLETELY SUPPORT YOUR PET + PROFESSIONAL SOFTWARE SUPPORT = A TOTALLY INTEGRATED PET* SYSTEM



DOMESTIC & OVERSEAS DEALER INQUIRIES INVITED ON DISK SYSTEM & MEMORY

NOW THE DISKDRIVER DUAL DRIVE DISK SYSTEM CAN ADD TOTAL SYSTEM CAPABILITIES TO PET!



THE DISKDRIVER, DOS, AND EXPANDAPET ARE ALL PRODUCTS OF COMPUTHINK

- * DUAL MINI FLOPPY DRIVE (5.5") WITH 100K PER DISK SIDE FOR TOTAL 200K ON LINE.
- * EXPANDABLE IN MARCH/APRIL 1979 TO 400K ON LINE VIA DOUBLE DENSITY FORMAT.
- * DISKMON-DISK OPERATING SYSTEM (DOS) IS RESIDENT IN PROM VIA DISK CONTROLLER BOARD THAT PLUGS DIRECTLY INTO THE INTERNAL EXPANDAPET MEMORY BOARD.*
- * DISKMON COMMANDS EXIST SIMULTANEOUSLY WITH THE BASIC LANGUAGE COMMANDS.
- * DISKMON ADDS 16 COMMANDS TO BASIC INCLUDING DISK DATA FILE COMMANDS.
- * DESIGNED FOR COMMERCIAL SPEED REQUIREMENTS — READS AN ENTIRE TRACK AT A TIME.
- * DISK DRIVES ARE AUTOMATICALLY TURNED OFF BETWEEN COMMANDS FOR LESS WEAR.
- * EXCELLENT DOCUMENTATION AND FULL SOFTWARE SUPPORT VIA FUTURE SOFTWARE.
- * DISKMON AUTOMATICALLY SUPPORTS COMMERCIAL TYPE PRINTER (CENTRONICS MODELS) VIA PARALLEL PORT.
- * DISKDRIVER COMES COMPLETE WITH ATTRACTIVE BEIGE CABINET, BUILT IN POWER SUPPLY, DISK CONTROLLER BOARD, ALL PLUG COMPATIBLE WITH YOUR PET (DISKDRIVER REQUIRES THE EXPANDAPET)
- * NOW FOR THE FIRST TIME YOUR PET CAN BE UTILIZED AS A COMPLETE, TOTAL SYSTEM.
- * APPLICATION/DEVELOPMENT SOFTWARE AVAILABLE * BUSINESS PACKAGES IN MARCH/APRIL.
- * FULL PRODUCT (HARDWARE & SOFTWARE) SUPPORT FROM COMPUTHINK AND DEALERS.

HARDWARE/SOFTWARE PRODUCT DIRECTORY

DKH642-1	DISKDRIVER DUAL DRIVE MINIFLOPPY SYSTEM (200K ON LINE STORAGE).....	\$1295
EXPMEM	EXPANDAPET MEMORY EXPANSION BOARD (SPECIFY 16K, 24K, 32K) 16K MODEL.....	\$ 425
PRT200	CENTRONICS COMMERCIAL PRINTER (MODEL 779-1) WITH FRICTION FEED.....	\$1245
PRT202	CENTRONICS COMMERCIAL PRINTER (MODEL 779-2) WITH TRACTOR FEED.....	\$1345
PRT100	AXIOM HOBBYIST PRINTER (ELECTROSTATIC 5.5" WIDE PAPER) APPROX.....	\$ 450
NPK101	NEECO PERIPHERAL KEYBOARD (TYPEWRITER TYPE) AVAILABLE JAN.....	\$ 140
ASG200	PET ASSEMBLER PROGRAMMER'S GUIDE (SHOWS HOW TO TAP INTO BASIC).....	\$19.95
ASM789D	PET ASSEMBLER 6502 PROGRAMMING SOFTWARE (ON DISK—WITH MANUAL).....	\$49.95
LNK456D	AUTOLINK PROFESSIONAL LINKING LOADER SOFTWARE (ON DISK—WITH MANUAL).....	\$49.95
EDT392D	ASSEMBLER-EDITOR, ASSEMBLER SOURCE PROGRAM EDITOR (ON DISK—WITH MANUAL) ...	\$49.95
DUG078	DISKMON USER'S GUIDE (PROVIDED WITH SYSTEM—CAN BE PURCHASED SEPARATELY)....	\$ 9.95
DKL067	DISKMON (DOS) ASSEMBLER LISTING IN MANUAL FORM.....	\$19.95
FOR112	FORTRAN COMPILER FOR DISKDRIVER SYSTEM (AVAILABLE JAN./FEB.).....	\$69.95
PLM118	PROFESSIONAL PLM COMPILER FOR DISKDRIVER (AVAILABLE JAN./FEB.).....	\$49.95
FUTURE	BUSINESS AND PROFESSIONAL PACKAGES STARTING IN JAN./FEB.	

* NOTE PET IS A TRADEMARK OF COMMODORE AND IS SOLD ONLY BY AUTHORIZED DEALERS.

NEECO

EASTERN U.S. & EUROPEAN
NEW ENGLAND ELECTRONICS
248 BRIDGE ST.
SPRINGFIELD, MASS., 01103
(413) 739-9626

COMPU  **THINK**

WESTERN U.S. & CANADA
COMPUTHINK
3260 ALPINE ROAD
MENLO PARK, CA., 94025

GLOSSARY

Argument: The independent variable upon whose value a function depends. For the function $y=\cos(x)$, x is the argument of the function.

Binary Operator: An operator which acts on two operands. For example, the addition operator (+) is a binary operator. Also known as a dyadic operator. Compare *Unary Operator*.

Binding: The action of associating machine addresses with the symbolic addresses of a computer program.

Case Statement: A type of "multiple choice" statement in which the execution of the statement depends on the numerical value of an argument contained in the statement.

Global Variable: In MUMPS, a variable that can be defined by any authorized user and can be used

(referenced) by any user's program.

Literal: A constant value (as opposed to a variable).

Local Variable: In MUMPS, a variable that can be defined and used by only one user and that user's program (which may consist of many segments).

Scope: The portion of a program in which the definition of a variable (but not necessarily its value) remains unchanged.

Truncate: Usually means to reduce the precision of a number by arbitrarily removing low or high order digits without adjusting the remaining digits. The number 4.5673 could be truncated to 4.5, for instance.

Variable: A name or symbol which in principle can take an arbitrary value during execution of a program.

MUMPS contains only one explicit data type: the variable length character string. Certain contexts require an implicit interpretation of a value as a real number, an integer or a logical value. Unambiguous rules are defined for mapping a string into the requisite data type. Variables in MUMPS are created dynamically by assigning values to them (as in APL and BASIC). There is no scoping or binding of variables. Variables exist across program boundaries and can only be removed with the KILL command.

Each MUMPS user has a private variable space, called "local variables" which only that user can access and modify. There is also a common data base called "global variables" which any authorized user can inspect or change. Both local and global variables can be subscripted to any depth; subscripted variables are stored as sparse arrays, with storage allocated only for defined subscripts. A third class of variable is called the "special variables." These are reserved variables, distinguished by a leading dollar sign (\$). The special variables are maintained by the MUMPS system for a variety of purposes, including line and column control on IO devices, current data and time, process identification and timers.

Date Base Management

MUMPS global variables, or globals, are tree structured files in which any node may contain a data value. Syntactically, globals are distinguished from local variables by a circumflex (^) preceding the global name. Operationally, globals form a hierarchical data base that exists independently of any user. References to a specific global node

appear as a list of subscripts. For example, the sales record of a salesman might be accessed with ^SALESMEN (DEPT,LNAME, FNAME), where DEPT, LNAME and FNAME have appropriate values. Each subscript level in a global reference represents a lower node in the tree structure. There is also a facility in MUMPS, called the *naked reference*, to avoid redundant higher level subscripts in global references.

When a new node is created by assigning a value to it, the necessary access paths to the node are constructed automatically by the system. Similarly, when an individual node or an entire subtree of a global is expunged with the KILL command, the affected paths are pruned appropriately by the system. Thus, the MUMPS file manager achieves a substantial degree of data independence, allowing a programmer to concentrate on building a logically meaningful file structure. The details of the physical file layout are invisible to the programmer.

Operators and Pattern Matching

The MUMPS language includes the normal set of arithmetic unary operators (+ and -) and binary operators (+ - X and /). There is also a modulo operator (#), a division with truncation operator (\), the algebraic relational operators less than (<), equals (=) and greater than (>), as well as the logical operators and (&), or (!) and not (!).

The language includes several string operators which greatly simplify string manipulation. Strings can be merged with the concatenation operator (_), and compared with the relational operators equals (=),

The Technical Systems Consultants, Inc. Software Company

TSC, Technical Systems Consultants, is the software company for all the newest, most innovative ideas in computer software. TSC builds a variety of programs, packages and games so you can get down to business or just some fun.

Text Editing System

The most complete and versatile editor available for the 6800 and 8080 micro. The system is line and content oriented for speed and efficiency and features such commands as block move and copy, append and overlay, as well as string manipulators. The 6800 version requires 5K beginning at 0 hex, the 8080 needs 6K starting at 1000 hex. Both should have additional file space as required.

SL68-24	6800 Text Editing System	\$23.50
SL68-24C	w/ cassette	\$30.45
SL68-24P	w/paper tape	\$31.50
SL68-24D	w/mini flex disc	\$31.50
SL68-24F	w/flex disc	\$50.00
SL80-10	8080 Text Editing System	\$28.50
SL80-10P	w/paper tape	\$37.50
SL80-10F	w/ CP/M disc	\$40.00

Space Voyage

SL68-5C	w/cassette	\$18.95
SL68-5P	w/paper tape	\$19.00
SL80-9P	w/paper tape	\$19.00

6800 Disassembler

SL68-27C	w/cassette	\$15.95
SL68-27P	w/paper tape	\$13.00

Micro BASIC Plus for 6800

SL68-19C	w/cassette	\$22.90
SL68-19P	w/paper tape	\$21.95

6800 Floating Point Package

SL-68-4	Floating Point Package	\$6.50
SL68-4P	w/paper tape	\$9.50



Technical Systems Consultants, Inc.

Box 2574 W Lafayette, IN 47906

Specialists in Software & Hardware for Industry & the Hobbyist

Text Processing System

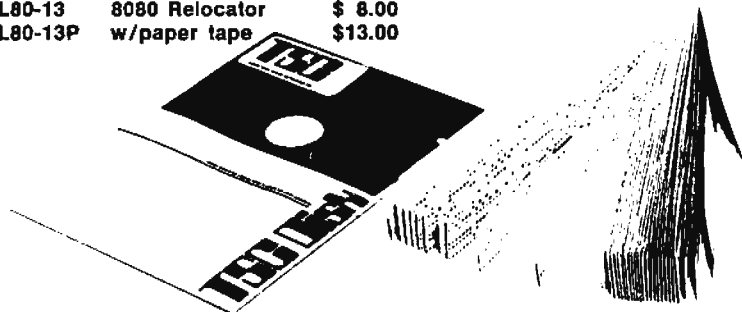
As a complement to the Editor, the Processor supports over 50 commands for left, right or center justification, titling, paging and general text output formatting. A loop command is available for repeated formatting jobs such as form letters. Also included are capabilities for macro definition to build special formatting commands. The program requires about 8K of RAM and previously edited text.

SL68-29	6800 Text Processor	\$32.00
SL68-29C	w/cassette	\$38.95
SL68-29P	w/paper tape	\$40.00
SL68-29D	w/mini flex disc	\$40.00
SL68-29F	w/flex disc	\$75.00
SL80-11	8080 Text Processor	\$32.00
SL80-11P	w/paper tape	\$41.00
SL80-11F	w/ CP/M disc	\$50.00

Relocator

This self-prompting, easy to use program relocates object code in RAM or from tape. Complete instructions included for making the TSC Editor and Assembler or Editor and Text Processor co-resident. (As sold they reside in the same area.) Just over 1K in length.

SL68-28	6800 Relocator	\$ 8.00
SL68-28C	w/cassette	\$14.95
SL80-13	8080 Relocator	\$ 8.00
SL80-13P	w/paper tape	\$13.00



The Mnemonic Assembler

The ideal addition to the Text Editing System, together they form a complete program development center. The Assembler is one of the most versatile available and allows for easy adaptation to most systems. The Assembler is many times faster than other resident assemblers. Requires approximately 5.5K plus file and symbol table space.

SL68-26	6800 Mnemonic Assembler	\$23.50
SL68-26C	w/cassette	\$30.45
SL68-26P	w/paper tape	\$31.50
SL68-26D	w/mini flex disc	\$31.50
SL68-26F	w/flex disc	\$50.00
SL80-12	8080 Mnemonic Assembler	\$25.00
SL80-12P	w/paper tape	\$34.00
SL80-12F	w/ CP/M disc	\$40.00

All programs include complete source listing. Cassettes are in the Kansas City standard format.

All orders should include check or money order. Add 3% for postage and for orders under \$10, please add \$1 for handling. Send 25¢ for a complete software catalog.

Function	Returns
\$ASCII	as an integer the ASCII code of a selected character from a string
\$CHAR	a string whose characters are generated from a specified set of integer ASCII codes
\$DATA	an integer code that indicates if a specified local or global variable has a defined value or node path
\$EXTRACT	a character or substring, extracted from a starting and ending character position in a string expression
\$FIND	an integer that gives the end character position of a specified substring within a string expression
\$JUSTIFY	a formatted string consisting of a right justified expression in a blank field of a specified size
\$LENGTH	an integer which is the length in characters of a specified string expression
\$NEXT	an integer which is the next lowest defined numeric subscript on the same level as the last subscript of a named subscripted variable
\$PIECE	a string extracted from the characters between two specified occurrences of some substring delimiter within a string expression
\$RANDOM	a pseudorandom integer from the set of integers within a specified interval range
\$SELECT	the value of a particular expression from a set of expressions, selected by the first true expression in an associated set of logical expressions
\$TEXT	a string that consists of the commands of a specified program line in the current routine
\$VIEW	a value which is machine dependent data, accessed in an implementation-specific manner
\$Z...	values from functions that are implementation-specific extensions

Table 2: Built-in functions included in ANSI Standard MUMPS, which can be nested to any arbitrary level.

contains ([], follows (]). (As an explanation, assuming A and B are defined variables, then the expression A[B is true if and only if B is a substring of A; similarly, A]B is true if and only if A follows B in the ASCII collating sequence.)

The logical operator not (') can be used alone or in conjunction with the relational and logical operators above to produce the complementary operation. For example, A'>B means A less than or equal to B, and A']B means A does not follow B. All logical and relational operators produce an integer "truth value" (1 is true, 0 is false).

A particularly powerful feature in MUMPS is the pattern matching facility. A pattern specification follows the operator for pattern matching, which is a question mark (?). The pattern matching operator determines whether or not the string preceding it conforms to the specified pattern. Patterns are formed by combining any number of pattern codes or string literals. A string literal is any sequence of graphics enclosed in quotes (" "). Each element of a pattern is preceded by an integer repetition count. An indefinite count is specified by a period (.). Included in the seven pattern codes are A, which matches alphabets, N, which matches numerics, and P, which matches all other graphics. The pattern matching facility allows filters to be con-

structed, similar to those of the language SNOBOL, with which to test input for validity. The degree of selectivity of the filter is controlled by the amount of specificity in the pattern. For example, the pattern

```
2N1P3A.A1P2N.N
```

means that an acceptable string must contain two numbers followed by one graphics symbol, three alphabetic characters, any number of alphabetic characters, one graphics symbol, two numbers, and finally any number of numbers. The following strings would pass successfully through this filter:

```
"25 AUG 1948"  
"07-MAY 1977"  
"04/FEBRUARY/47"
```

On the other hand, the string filter 2N1"DEC 19"2N would only pass strings of the form "nnDEC 19nn".

Functions and Expressions

Table 2 summarizes the built-in functions included in Standard MUMPS. Because these functions can be nested to an arbitrary level, very complex string manipulations can be performed in a single statement.

Expressions in MUMPS are made up of literals, functions, and variables, combined with operators that act upon them.

TRS-80 OWNERS

AVAILABLE FOR IMMEDIATE DELIVERY

CASSETTE

SOFTWARE

DISKETTE

Package # 1036 (Level II)\$495.00

COMPLETE SMALL BUSINESS – This program is a complete small business program that was tailored to work for most small business applications. The program includes such things as Accounts Receivable, Accounts Payable, Invoicing, Inventory Control, Payroll and General Ledger.

Package # 1038 (Level II)\$ 99.95
ACCOUNTS RECEIVABLE

Package # 1039 (Level II)\$ 99.95
ACCOUNTS PAYABLE

Package # 1044 (Level II)\$125.00
INVENTORY CONTROL

Package # 1045 (Level II)\$ 99.95
INVOICING

Package # 1046 (Level II)\$ 99.95
PAYROLL

Package # 1047 (Level II)\$ 99.95
MAILING LIST

Package #1024
(Level II, DISKETTE) \$24.95
Includes the following:
SPACEWAR I – BANNER – UFO ATTACK – PILE UP –
BIORHYTHM – AUTO RACE and WORDS.

Package #1026
(Level II, DISKETTE) \$24.95
Includes the following:
SPACEWAR II – CIVIL WAR – TRAP THE TRIBBLE –
LIFE – KNIGHT – CONCENTRATION and LUNAR
LANDER.

OVER 150 EXCITING PROGRAMS

★ MORE EVERY DAY ★

EDUCATION

ELECTRONICS

MARKETING

Also available for PET and APPLE.

All SOFTWARE-80 programs are guaranteed.

Programs available in Level I and Level II Basic.

All of our business programs will operate with printer; custom programs also available.

With certified check or money order, all orders shipped within 24 hours.

Personal checks allow 2 weeks.

Send for our complete catalogue.

SOFTWARE-80

18228 Cabrillo Court
Fountain Valley, CA 92708
(714) 962-3423

ALL PRICES AND PROGRAMS ARE SUBJECT TO CHANGE WITHOUT NOTICE

Since the only data type is a string, any operator can be used on any operand. The interpretation of an operand is automatically determined by the implicit data type required by its operator. All expressions are evaluated in strict left to right order; there is no precedence of operators. Parentheses can be used to override this convention.

Other Features

Another feature included in MUMPS allows data to be treated as program code: indirection, although usually found only in assembly languages as a method of address calculation, is available in MUMPS in a powerful symbolic form. In effect it allows implementation of the functions of CASE statements, subroutine parameter passing, and a number of other useful language features that are not *explicitly* included in MUMPS. Both variable names and command arguments can be used indirectly by putting an "at" sign (@) before the element. This forces the interpreter to use the value of the variable to search for another variable. For example, if the variable AMOUNT3 has the value 45.82, and the variable SWITCH has the value "AMOUNT3," then the command WRITE @SWITCH would write 45.82.

An additional form of indirection is provided by the XECUTE command, which permits general expressions to be executed as program text. One common use of XECUTE is to direct a driver program, in which the next program step is determined dynamically by branching logic in prior steps, using lines of program code stored previously as data values in a global file. This approach has been utilized in constructing automated medical histories, in computer assisted instruction, and in text editors and other utility programs written in MUMPS.

The MUMPS Environment

Traditionally, MUMPS has been implemented on dedicated minicomputers with the primary memory divided into modest (2 to 6 K bytes) user partitions. The central processor is timeshared among the users, but since most MUMPS applications are usually IO bound, the processor can handle as many as 40 users and still maintain a rapid response time. Over the past few years, MUMPS has been implemented within existing general timesharing systems on both large and small computers.

Because the user partitions are relatively small, a programmer must explicitly segment large MUMPS applications into appropriately sized routines, using the

GOTO command to overlay segments as required. Recent implementations have eased the size restriction on user partitions by using techniques such as sharing commonly used routines among several partitions, and pooling storage for the local variable values from all partitions.

Summary

MUMPS is a useful development tool for many applications involving string manipulation, interactive dialogues, and file management. Multi-user access to a hierarchical data base is a particularly powerful component of the language. The number of MUMPS implementations has been steadily growing, including several supported by major computer vendors. Although a majority of the present MUMPS applications are related to health care because of the language's historical origins, nothing constrains MUMPS solely to medical systems. In fact, an increasing number of business applications have been implemented in recent years using MUMPS.

The attractiveness of MUMPS is primarily due to the full set of facilities available for conversational applications. The collection of useful interactive capabilities included in the MUMPS Standard is much more complete than that found in any other interpretive language. Among the advantages of the features of Standard MUMPS are the following:

String Handling: MUMPS includes an extensive set of string operations and functions that makes string manipulations quick and easy. Tasks such as string searches, sorts, data extractions and compactions are greatly simplified by these facilities. Furthermore, MUMPS allows variable length strings to be used routinely in programs, without the obstacles presented by most other programming languages.

Globals: MUMPS eliminates many of the problems of working with random access devices by obviating the need for traditional read and write operations as well as the intermediate abstraction of a file. A data element on a secondary storage medium is directly referenced as a set of subscripts, with all the details of file organization and retrieval handled by the system. Nothing with the flexibility of this unique hierarchical file system can be found in any other general purpose programming language. Languages such as FORTRAN or BASIC, the most obvious alternatives to MUMPS on small computers, allow for random file operations, but only as extensions that are often machine dependent.

Pattern Matching: MUMPS allows user

ELEPHANT MEMORY



for peanuts!

At last, you can get a mammoth 32K memory without paying a beastly price. The SuperRam™ 32K static memory kit is just \$649 for S-100 systems.

The latest of George Morrow's heavyweight memory designs for Thinker Toys™, the SuperRam™ 32K features two independent 16K blocks, each addressable and write-protectable. It meets the Proposed IEEE S-100 Standard with full buffering of both data and address lines. Uncommonly efficient, the Morrow design utilizes just 7 IC's for

control and buffering, drawing typically 2.6 amps.

Ask your local computer shop to order the SuperRam™ 32K kit for you. Or, if unavailable locally, order direct from Thinker Toys™, 1201 10th St., Berkeley, CA 94710. Or call (415) 524-2101, weekdays 10-5 Pacific Time. Add \$3 for handling. (Cal. res. add tax.)



Morrow makes memory for

Thinker Toys™

input to be filtered with a useful pattern matching facility. This helps to minimize the effect of user or device errors. The pattern matching capability is sufficiently general to be used in various transaction oriented applications, such as constructing command processors. It is even powerful enough for the development of other language scanners.

Timing: MUMPS enables a programmer to associate timing constraints with several operations. If a READ command does not get a complete response from a user terminal within a specified time after queuing the request, the command will take any input already received and proceed. This feature allows testing for terminal malfunctions as well as prompting users in a time critical dialogue. A similar capability is available for detecting and handling delays in accessing globals or acquiring shared resources as a result of multi-user interference.

Program Management: MUMPS provides all the facilities needed to manage programs and program files. Programs can be created, edited, cataloged and debugged from within MUMPS. As in APL, and similar programming environments, MUMPS incorporates the necessary tools to make a complete programming system. The task of debugging

programs in MUMPS is made easier by facilities that allow the interruption of executing programs, the examination or modification of variables or program text, and the resumption of program execution at a different location.

Economy: MUMPS implementations are available on a variety of small, relatively inexpensive minicomputers and microcomputers. These dedicated MUMPS computers can be managed with a small amount of administrative overhead. There are numerous commercially available BASIC systems roughly comparable to these MUMPS installations. However, for many applications MUMPS represents a more economical and advanced tool for system development. **Applications Experience:** The number of MUMPS application packages is steadily increasing, with many developed and available in the public domain. There is also an active MUMPS Users' Group (MUG) in the United States as well as in Europe and in Japan. MUG publishes newsletters, holds an annual meeting, distributes MUMPS documents and maintains a library of available MUMPS application programs. The more successful and widespread MUMPS applications include an abbreviated medical record system for outpatient clinics, numerous clinical laboratory reporting systems, and several inventory and information management systems.

In conclusion, MUMPS is designed for an interactive timeshared environment, and for a general class of conversational applications. On the whole, MUMPS satisfies the requirements of these areas more completely than many other languages. ■

A full specification of the MUMPS Language Standard is available from the MUMPS Users' Group (the cost is \$5.00). Write for ANSI X11.1-1977 to:

MUMPS Users' Group
D-130
POB 208
Bedford MA 01730

Information on MUG and MUG documents can be obtained from:

Richard E Zapolin
MUG Executive Director
MUMPS Users' Group
D-130
POB 208
Bedford MA 01730

Technical questions on the MUMPS Standard should be directed to:

Dr Richard F Walters
Chairman, MUMPS Development
Committee
Medical Learning Resources
University of California at Davis
Davis CA 95616

WE SHIP FROM STOCK

TELETYPE MODEL 43
 ● reliable hard copy, 30 cps, 300 baud \$985.00
 ● with RS 232 \$1085.00
 ● (we stock Teletype paper and ribbons)

HAZELTINE 1500
 ● Kit (2 to 3 hours assembly work) \$895.00
 ● assembled \$995.00

PER SCI
 ● Model 277 Dual Disk Drive, single density \$1210.00
 ● slimline cabinet w/ power supply 299.00

TECHNICO 9900 S-200 INTERFACE BOARD
 ● Provides interface to S-100 components and bus. Manufactured by
 ● Interface Technology of Maryland \$59.00

IMS MEMORY BOARDS, 16KB, FULLY STATIC
 ● From Industrial Micro Systems, fully tested and burned in. Uses 2114
 ● low power IC's \$349.00

S-100 MAINFRAME
 ● 12 slot, TEI Model MCS-112 \$363.00
 ● To Order: \$10 shipping for Teletype, Hazeltine, PerSci and Mainframe. \$3 shipping for
 ● other items. 24 hr. shipping upon receipt of certified check or money order. Personal
 ● checks: allow 10 days. Credit cards: 4% charge. NY residents add tax.

WE EXPORT
 We have no reader inquiry number.
 Please call or write.


JOHN D. OWENS ASSOCIATES, INC.
 147 NORWOOD AVENUE
 STATEN ISLAND, NEW YORK 10304
 DAY, EVENING, WEEKEND, HOLIDAY CALLS WELCOME!

(212) 448-6283 (212) 448-6298

the ECONORAM™ family from CompuKit™

Hours of trouble-free operation in thousands of systems have earned an enviable reputation for the Econoram name . . . while proving that reliable, full feature memory doesn't have to be expensive to be good. All boards are static, low power/high speed, fully buffered, and use only the best mechanical parts and electronic components; we back them up with a 1 year limited warranty to prove our point.

These boards are available as unkits (sockets, bypass caps pre-soldered in place for easy assembly); assembled and tested; or qualified under the Certified System Component (CSC) program (200 hour burn-in, guaranteed 4 MHz operation over the full commercial temperature range, serial numbered, and immediate replacement in event of failure within 1 year of invoice date). You don't have to spend a lot of money for good memory . . . you just have to spend it in the right place.



NEW! 32K X 8 ECONORAM X™

(\$599 unkit, \$649 assm, \$789 CSC).

Static storage for the S-100 buss. Guaranteed 4 MHz operation. Configured as two 8K and one 16K block, all independently addressable. Suitable for use in phantom systems. Extra select/deselect qualifiers for systems using more than 64K of memory make this board the ideal building block for large memory systems. Maybe you can't believe the price, but you can believe the performance.

NEW! 32K X 8 ECONORAM IX™

(\$650, unkit).

Static storage for the Digital Group buss. Now, you can add Econoram quality to your Digital Group machine.

NEW! 32K X 8 ECONORAM XI™ (\$1050, CSC only).

Static storage for SBC systems (Intel/National 80/10 and 80/20 machines). Competitive in price with dynamics, but with Econoram reliability.

WE HAVE OTHER ECONORAMS, TOO . . .

Name	Storage	Design	Buss	Configured as	Unkit	Assm	CSC
Econoram II™	8K X 8	static	S-100	dual 4K	\$139	\$159	N/A
Econoram IV™	16K X 8	static	S-100	single 16K	\$279	\$314	\$414
Econoram VI™	12K X 8	static	H8	8K + 4K	\$200	\$270	N/A
Econoram VII™	24K X 8	static	S-100	2 - 4K, 2 - 8K	\$445	\$485	\$605

SEE ECONORAM AT YOUR LOCAL COMPUTER STORE.

NEW! PET to S-100 INTERFACE BOARD!!

From HUH Electronics (designed by Mark Garetz). Interface board mates S-100 cards to the popular PET computer; also can serve as nucleus of a stand-alone 6500 series system. It's new, it's well-designed, it works, and it's only \$199.95!

TRS-80 CONVERSION KIT

Please note that our kit is guaranteed for 1 year, comes complete with DIP shunts, and uses 250 ns access time chips for operation at 4 MHz. Upgrades 4K TRS-80 to 16K, or populates Memory Expansion Module; our novice level instructions show you how. Also expands memory in APPLE computers.

\$109, or 3/\$320.

ACTIVE TERMINATOR

KIT: \$29.50 Our much-imitated design plugs into any S-100 motherboard slot to treat the S-100 buss as the RF system it really is, thereby reducing noise, glitches, ringing, overshoot, and other buss-related problems. Improves reliability, and saves power compared to passive termination.

COMPONENTS

LM317 adjustable regulator. Ltd qty; \$2.25 each.
 #CK-1001 S100 wire wrap edge connector. 3 level gold plate. \$5 ea, 5/\$22.
 #CK-1002 S100 solder tail edge connector. IMSAI 0.25" spacing. \$5 ea, 5/\$22.
 #CK-1003 S100 solder tail edge connector. Altair 0.14" spacing. \$6. ea, 5/\$27.50.
 #CK-1004 DB25P male 25 pin submini D type RS232 connector, \$3.95.
 #CK-1005 DB25S female 25 pin submini D type RS232 connector, \$4.90.
 #CK-1006 DB25H hood for DB25P, \$0.90.

11 SLOT S-100 MOTHERBOARD

UNKIT: \$90 Includes all 11 edge connectors soldered in place for simplified assembly. Includes active termination for reliable data transfer with energy efficiency. Dimensions: 8½" x 11".

18 SLOT S-100 MOTHERBOARD

UNKIT: \$124 Same as above, but 18 slot version. Dimensions: 8.5" x 16.7".

FREE FLYER: We stock much more than we could ever fit into any one ad, but we did manage to fit it all within the 40 pages of our flyer. Send us your address, and the flyer is yours. Add 41¢ in stamps for 1st class delivery.

GODBOUT

BILL GODBOUT ELECTRONICS
 BOX 2355, OAKLAND AIRPORT, CA 94614

TERMS: Allow 5% shipping, excess refunded. Add \$1 orders under \$15. Cal res add tax. VISA®/Mastercharge® (\$15 min) call our 24 hr. answering service at (415) 582-0836. COD OK with street address for UPS (65¢ COD charge applies).

A Computerized Mailing List

Creating, printing and updating mailing lists offer practical applications for a micro-computer system with a floppy disk or other magnetic mass storage medium. The series of programs presented here allow the user to create and maintain mailing lists. The programs are written to be run on a 8080 or Z-80 system with at least one disk drive and 20 K of programmable memory. The program is written for an interpreter called BASIC-E which is widely distributed under several names.

One of the biggest problems facing a programmer using BASIC-E is the relative lack of complete documentation on the file commands. A fairly detailed description of the BASIC-E file commands, used in the programs, will be included to help this situation.

There are six basic types of operations necessary to maintain mailing lists:

1. Generate a new list. This operation would normally be performed once for each mailing list.
2. Print the list. This operation would be used as copies of the list are needed, or as changes to the list are made.
3. Add to the list. New entries to the list would be added to the end of the list with this operation.
4. Update existing entries. Changes could be made to entries already in the list with this operation.
5. Insert new entries into list. This operation would allow new entries to be inserted into the list. All existing entries would be shifted to make room for the new entry.

6. Remove an entry from the list. An existing entry could be removed from the list and the remaining entries on the list would be moved up to fill in the space.

Seven programs were written to perform these functions (see listings 1 thru 7). Two of the programs print the list in different formats.

Sections

Each entry (or record) in the mailing list consists of seven sections:

1. Name
2. Call sign
3. Street address
4. City
5. State
6. Zip code
7. Phone number

These programs were written to handle the mailing list for an amateur radio club, so the ham radio call sign section was included. This section could easily be removed or additional sections added, as needed, in a specific application. Keeping the entries divided into sections allows maximum flexibility in the system.

The mailing list is set up as a disk file divided or "blocked" into records. Each record occupies exactly the same amount of space on the disk. Files set up in this way are not the most efficient in terms of using the space available on the disk, but this type of file allows direct access to any


MEASUREMENT
systems & controls

PROUDLY ANNOUNCES:
64K BYTES OF RAM

FOR ONLY: **\$695**

NOT A KIT

FULLY ASSEMBLED
COMPLETELY TESTED
ON BOARD CRYSTAL &
TIMING OSCILLATORS

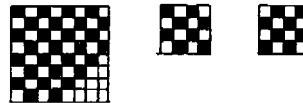


COMPATIBLE WITH PROPOSED IEEE S-100 TIMING STANDARD

SPECIFICATIONS & FEATURES:

- 64k byte dynamic RAM with on board transparent refresh.
- S-100 interface compatible with crystal controlled timing INDEPENDENT of bus or processor timing.
- No wait states or cycle stealing with 8080 or Z-80 to 4Mhz. Up to 5 Mhz with wait states.
- 200ns access time and 375ns cycle time memory devices.
- DMA compatible to 1Mhz rate.
- Inputs buffered with 1 LS TTL load.
- Outputs are all tri-state.
- Memory selectable and deselectable in 4k increments to 64k.
- Phantom-memory disable jumper selectable on pin 67.
- Low power on board voltage regulators.

- Reliability - all boards are fully tested:
 - a. bus address & control line maximum timing skew tests.
 - b. "soft" error tests.
 - c. word pattern sensitivity tests.



- d. all boards burned-in.
- Full documentation
- Industrial quality design & components. Glass epoxy boards. Silk screened legends. Gold plated edge connector contacts.
- Delivery stock to 30 days.

Guaranteed performance for one year on parts & labor. Full refund if returned undamaged in 14 days.

867 North Main Street • Orange, California 92667 • (714)633-4460

I would like to order the following fully assembled and tested RAM:

- Model 6400, 64k RAM — \$695.00
- Model 4800, 48k RAM — \$559.00
- Model 3200, 32k RAM — \$429.00
- Model 1600, 16k RAM — \$295.00

Enclosed is check or money order for: _____
(Calif. residents please add 6% sales tax. Please allow 14 days for checks to clear the bank. Thank you.)

Please bill my VISA or MASTERCHARGE account.

Card number: _____ Expiration date: _____

Four(4) digits above name on MASTERCHARGE card: _____

Name _____

Address _____

City State _____

Zip _____

Phone _____

MEASUREMENT
systems & controls

867 North Main Street • Orange California 92667

record in the file using a record sequence number as an address. Files of this type are also referred to as random access files.

128 bytes are set up for each entry in the file. If the entry does not use all 128 bytes, the remaining bytes are filled with blanks.

Listing 1: Program used to generate a new mailing list. The user is prompted to enter the necessary information. (This program and the other programs in this article were written in BASIC-E.)

```
PRINT "PROGRAM #1 - GENERATE NEW LIST -"

INPUT "FILE NAME"; FILE.NAMES$
FILE FILE.NAMES$(128)

FOR RECORD=1 TO 1000
  INPUT "NAME"; NS
  IF NS="END" THEN 100
  INPUT "CALL"; CS
  INPUT "STREET"; SS
  INPUT "CITY"; TS
  INPUT "STATE"; AS
  INPUT "ZIP"; ZS
  INPUT "PHONE"; PS
  PRINT #1, RECORD; NS, CS, SS, TS, AS, ZS, PS
NEXT RECORD

100 END
```

Listing 2: A program which prints the mailing list, single column.

```
PRINT "PROGRAM #2 - TYPE LIST, SINGLE COLUMN -"

INPUT "FILE NAME"; FILE.NAMES$
FILE FILE.NAMES$(128)
IF END #1 THEN 200

INPUT "PRINT PHONE NUMBERS "; PHONES$
PRINT; PRINT; PRINT

FOR RECORD=1 TO 1000 STEP 1
  READ #1, RECORD; NS, CS, SS, TS, AS, ZS, PS
  PRINT CS; TAB(9); NS
  PRINT SS
  PRINT TS; ", "; AS; " "; ZS
  IF PHONES$="YES" THEN PRINT PS
  PRINT
NEXT RECORD

200 END
```

Listing 3: A program which prints the mailing list, double column.

```
PRINT "PROGRAM #3 - PRINT LIST, DOUBLE COLUMN -"

INPUT "FILE NAME"; FILE.NAMES$
FILE FILE.NAMES$(128)
IF END #1 THEN 200

INPUT "PRINT PHONE NUMBERS"; PHONES$

PRINT; PRINT; PRINT

FOR RECORD=1 TO 1000
  FLAG=0
  READ #1, RECORD; NS, CS, SS, TS, AS, ZS, PS
  FLAG=1
  READ #1, RECORD; JNES, CES, SES, TES, AES, ZES, PES
  PRINT CS; TAB(9); NS; TAB(34); CES; TAB(43); JNES
  PRINT SS; TAB(34); SES
  PRINT TS; ", "; AS; " "; ZS; TAB(34); TES; ", "; AES; " "; ZES
  IF PHONES$="YES" THEN PRINT PS; TAB(34); PES
  RECORD=RECORD+1
  PRINT; PRINT
NEXT RECORD

200 IF FLAG=0 THEN 300
  PRINT CS; TAB(9); NS
  PRINT SS
  PRINT TS; ", "; AS; " "; ZS
  IF PHONES$="YES" THEN PRINT PS
300 PRINT; PRINT; PRINT; PRINT
END
```

The first step in writing a BASIC-E program that uses disk files is to set up, or open, the file. The FILE statement is used to open a file. It is used in the following form to set up a blocked file: FILE NAME\$(RECORD LENGTH). Each of the seven programs starts with the following lines to set up the file:

```
INPUT "FILE NAME"; FILE.NAMES$
FILE FILE.NAMES$(128)
```

The first line enables the user to type in the name of the file containing the mailing list. The file name is stored as string variable FILE.NAME\$. The second line opens the file as a blocked file with a record length of 128. BASIC-E searches through the files on the disk looking for a file with the name typed in by the user. If a file with a matching name is found, it is used. If no file with a matching name is found, BASIC-E creates a file with the name typed in by the user. From this point on, references to the file are made by referring to the file as #1, rather than by name.

The IF END statement is an important statement in BASIC-E programs that read files from a disk. It is of the form IF END #N THEN XXXX, where N is the file number and XXXX is the line number the program should jump to if the end of a file is encountered. If this statement is not included in the program and the end of a file is encountered during execution, the program terminates and prints an error message.

Data is written into the disk file using the PRINT statement. It is of the form PRINT # N, RECORD; V1, V2, V3, . . . , VN, where N is the file number, record is the record number, and V1 thru VN is the data to be written into the file. The variables can be numeric values or strings. All data for the mailing lists is stored as strings.

Data is read from the disk file with the READ statement. The statement is of the form READ # N, RECORD; V1, . . . , VN where N is the file number, record is the record number, and V1 thru VN are the variables.

The FILE, IF END, PRINT # N AND READ # N commands are the only ones used in the program that refer specifically to the disk file. BASIC-E also includes the CLOSE command, used to close a file. This command is not needed in these programs, since BASIC-E closes all files when the program ends.

Program 1

The first program, program 1 (see listing 1), is used to set up a new mailing list. The first two lines set up the file as a block-

ed file with a record length of 128. The data for name, call sign, street, city, state, zip code and phone number is entered. After the phone number is entered, all the information for that entry is stored on the disk. Additional sequential entries are made until the word END is entered for a name. Additional characteristics for each entry could be included by adding additional input statements and adding the variable to the PRINT #1, . . . statement. The order of the variables in the PRINT #1 statement is very important. The data is stored in the record in the order that the variables are listed in the statement. If a particular piece of information is not available for an

Listing 4: A program used to add new names, addresses, etc, to the list.

```
PRINT "PROGRAM # 4 - ADD TO LIST -"
    INPUT "FILE NAME"; FILE-NAME$
    FILE FILE-NAME$(128)
    IF END #1 THEN 100

REM FIND END OF FILE

    FOR RECORD=1 TO 1000
        READ #1, RECORD;N$
        NEXT RECORD

100 REM ADD TO END OF FILE

    FOR RECORD=RECORD TO 1000
        PRINT:PRINT
        PRINT "NEXT RECORD ";RECORD
        INPUT "NAME";N$
        IF N$="END" THEN 200
        INPUT "CALL";C$
        INPUT "STREET";S$
        INPUT "CITY";T$
        INPUT "STATE";A$
        INPUT "ZIP";Z$
        INPUT "PHONE";P$
        PRINT #1, RECORD;N$, C$, S$, T$, A$, Z$, P$
    NEXT RECORD
200 END
```

Listing 5: A program used to update the mailing list.

```
PRINT "PROGRAM #5 - UPDATE LIST -"

    INPUT "FILE NAME";FILE-NAME$
    FILE FILE-NAME$(128)
    IF END #1 THEN 200

    INPUT "CALL SIGN";CALL$

REM SEARCH FOR RECORD TO BE CHANGED

    FOR RECORD=1 TO 1000
        READ #1, RECORD;N$, C$
        IF C$=CALL$ THEN 100
    NEXT RECORD

100 PRINT "NEW INFORMATION."

    INPUT "NAME";N$
    INPUT "CALL SIGN";C$
    INPUT "STREET";S$
    INPUT "CITY";T$
    INPUT "STATE";A$
    INPUT "ZIP";Z$
    INPUT "PHONE";P$
    PRINT #1, RECORD;N$, C$, S$, T$, A$, Z$, P$

200 END
```

entry, a dash or some other character should be entered to keep the order of the data in the record constant.

Program 2

The mailing list is printed by program 2 (see listing 2). The particular file containing the address information is selected by the first lines of the program. The user is then asked if phone numbers are to be included in the printout. Phone numbers would be printed if the list is being used for a membership list or directory. If the list is being used for mailing labels, phone numbers would most likely be omitted. Program 2 prints the contents of the file in the following format:

```
NAME 1          CALL 1
STREET 1
CITY 1          STATE 1 ZIP 1
PHONE 1 "if selected"

NAME 2          CALL 2
STREET 2
CITY 2,         STATE 2 ZIP 2
PHONE 2 "if selected"
```

Program 3

Program 3 (see listing 3) is used to print the list in the following format:

```
NAME 1          CALL 1          NAME 2          CALL 2
STREET 1
CITY 1, STATE 1 ZIP 1
PHONE 1 "if selected"

NAME 3          CALL 3          etc
STREET 3
CITY 3, STATE 3 ZIP 3
PHONE 3 "if selected"
```

This program is similar to program 2 except that the program reads two records from the disk at a time. The variable FLAG is used to insure that the program prints the last record if there is an odd number of records in the file.

Program 4

Additional records may be added to the end of the file with program 4 (see listing 4). After the file is selected and opened, records are read until the end of the file is located. After the end of the file is located, additional information is entered by the user and records are added sequentially to the end of the file. This operation continues until END is entered for a NAME.

Program 5

Changes in address, phone numbers or other sections of an existing record may have to be made. Program 5 (see listing 5) allows the user to select a particular record

Listing 6: A program used to insert new entries into the list.

```

PRINT "PROGRAM #6 - INSERT NEW ENTRY -"

INPUT "FILE NAME": FILE.NAMES
FILE FILE.NAMES(128)
IF END #1 THEN 100

INPUT "CALL SIGN": CALLS

REM FIND END OF FILE AND RECORD CONTAINING CALL

FOR RECORD=1 TO 1000
  READ #1, RECORDINS, CS
  IF CALLS=CS THEN LOCATION=RECORD
  NEXT RECORD

100 IF LOCATION=0 THEN PRINT "NOT FOUND": STOP
   FINISH=RECORD-1

REM MOVE RECORDS UP 1 STARTING AT LOCATION

FOR RECORD=FINISH TO LOCATION STEP -1
  READ #1, RECORDINS, CS, SS, TS, AS, ZS, PS
  PRINT #1, RECORD+1, INS, CS, SS, TS, AS, ZS, PS
  NEXT RECORD

REM INSERT NEW RECORD

INPUT "NAME": NS
INPUT "CALL": CS
INPUT "STREET": SS
INPUT "CITY": TS
INPUT "STATE": AS
INPUT "ZIP": ZS
INPUT "PHONE": PS

PRINT #1, LOCATION+NS, CS, SS, TS, AS, ZS, PS

END

```

and reenter the information on that record. The user first enters the call sign which identifies the record to be changed. The program then reads through the file until a match is found. If no match is found the program ends. If a match is found the user may reenter the information for that record including any necessary changes.

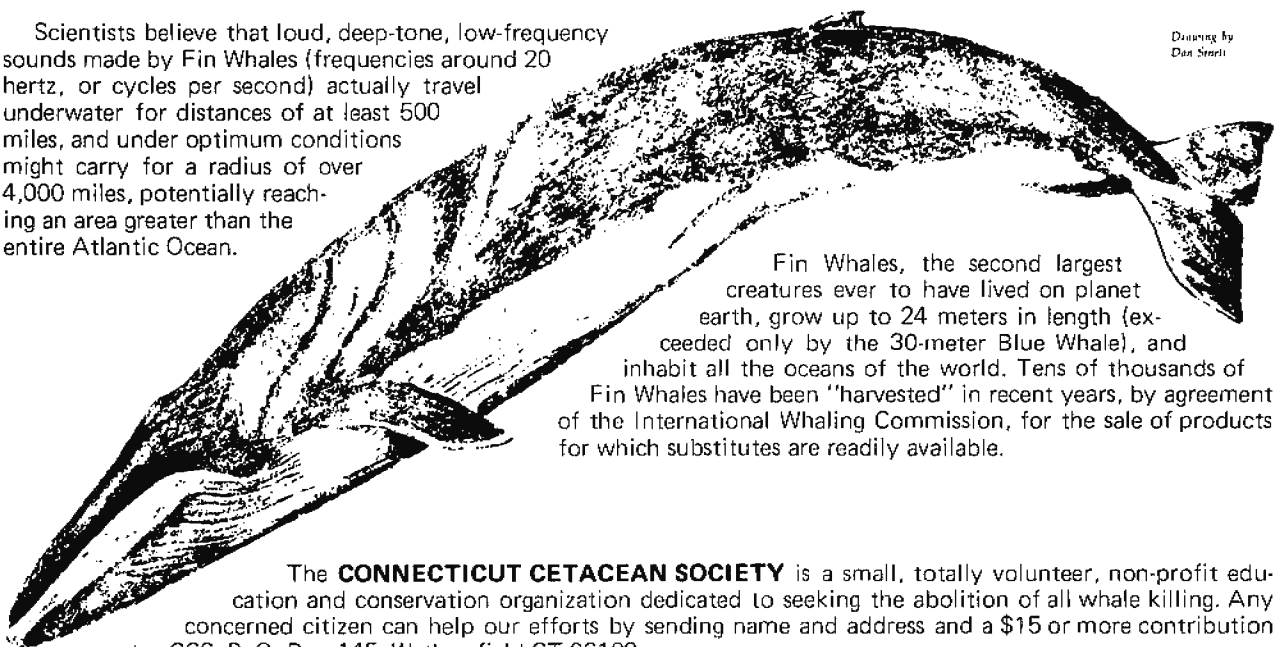
Program 6

If the mailing list is kept in some logical order such as alphabetical, it may be necessary to insert records into the file. Program 6 (see listing 6) enables the user to insert a new record anywhere into the file. The user enters the call sign of the existing entry where the new record is to be inserted. The program then reads through the file looking for a match. When a match is found the record number is stored as variable LOCATION. The program continues reading through the file until the end of the file is located. All the records from LOCATION to the end of the file are moved up one record to allow room to insert the new record. The user enters the information for the new record which is then written into the file. This method of inserting new records into the file in their proper location

SAVE THE WHALE

The Fin Whale is the world's greatest long-distance communicator.

Scientists believe that loud, deep-tone, low-frequency sounds made by Fin Whales (frequencies around 20 hertz, or cycles per second) actually travel underwater for distances of at least 500 miles, and under optimum conditions might carry for a radius of over 4,000 miles, potentially reaching an area greater than the entire Atlantic Ocean.



Fin Whales, the second largest creatures ever to have lived on planet earth, grow up to 24 meters in length (exceeded only by the 30-meter Blue Whale), and inhabit all the oceans of the world. Tens of thousands of Fin Whales have been "harvested" in recent years, by agreement of the International Whaling Commission, for the sale of products for which substitutes are readily available.

The **CONNECTICUT CETACEAN SOCIETY** is a small, totally volunteer, non-profit education and conservation organization dedicated to seeking the abolition of all whale killing. Any concerned citizen can help our efforts by sending name and address and a \$15 or more contribution to: CCS, P. O. Box 145, Wethersfield CT 06109.

is much faster than adding the new records to the end of the file and running the file through a sorting routine.

Program 7

From time to time it may be necessary to eliminate records from the file. Program 7 (see listing 7) enables the user to locate and remove a record within the file by specifying a CALL SIGN. The program reads through the file looking for a record with a matching CALL SIGN. If a match is found, the record number is stored as variable REMOVE. The program continues reading through the file until the end of the file is located. ALL the records in the file from record number REMOVE to the end of the file are moved down one record, eliminating the gap that would have been left by the removal of the record. I hope this mailing list program will be of use to readers. ■

Listing 7: A program used to remove entries from the list.

```

PRINT "PROGRAM #7 - REMOVE ENTRY FROM FILE -"

INPUT "FILE NAME": FILE-NAME$
FILE FILE-NAME$(128)
IF END #1 THEN 100

INPUT "CALL SIGN": CALL$

REM SEARCH FOR RECORD AND END OF FILE

FOR RECORD=1 TO 1000
  HEAD #1, RECORD+1; NS, CS
  IF CALL$=CS THEN REMOVE= RECORD
NEXT RECORD

100 IF REMOVE=0 THEN PRINT "NOT FOUND" : STOP
FINISH=RECORD-2

REM RE-PACK FILE

FOR RECORD=REMOVE TO FINISH
  HEAD #1, RECORD+1; NS, CS, SS, TS, AS, Z$, PS
  PRINT #1, RECORD+1; NS, CS, SS, TS, AS, Z$, PS
NEXT RECORD

REM BLANK OUT LAST RECORD
PRINT #1, FINISH+1; " ", " ", " ", " ", " ", " ", " ", " "

END

```

Additional Notes on BASIC-E

The following points will aid in converting programs written in Microsoft (MITS, Applesoft, OSI, Commodore) BASIC to BASIC-E.

BASIC-E does not allow IF-THEN statements to be located anywhere other than at the beginning of a line.

EXAMPLE: 100 A = 2.2: D = E + 1: IF A = D THEN 200

The above line would not be compiled by BASIC-E because the IF-THEN statement is not at the beginning of the line. The solution to this problem involves using the editor to insert a carriage return/line feed in place of the : preceding the IF-THEN statement. After this is done the line will be in the following form which will be compiled correctly:

```

100 A = 2.2: D = E + 1
IF A = D THEN 200

```

BASIC-E uses the statement RND for random number generation. The editor can be used to replace all the RND (x) statements in the Microsoft BASIC program with RND.

BASIC-E does not have a SPC (x) function. Use the editor to replace "SPC (" with "TAB (pos +". The new function will then be TAB (POS + x), which has the same effect as SPC (x).

The most serious inconsistency between Microsoft BASIC and BASIC-E is in the area of variable names. Microsoft BASIC allows a variable name used as a dimensioned array to be independently used as a simple variable. For example, Microsoft BASIC would allow the use of A (3, 2) and A as two separate variables in the same program. BASIC-E does not allow variable names used on arrays to be used as simple variables. The solution involves either changing the array variable name or the simple variable name.

BASIC-E is very particular when it comes to print statements. Semicolons must separate all sections of BASIC-E print statements. For example, 100 PRINT "NUMBER" NUM" DATE" DAT would run properly in Microsoft BASIC. The line would have to be connected to the following form to run in BASIC-E:

```

100 PRINT "NUMBER"; NUM; "DATE"; DAT

```

BASIC-E will not insert missing spaces in a line as Microsoft BASIC will. For example:

```

100FORI=1TO10:NEXTI

```

The above line would run in Microsoft BASIC but it would have to be converted to the following form to run in BASIC-E:

```

100 FOR I = 1 TO 10: NEXT I

```

Much has been written on the subject of Conway's game of Life, but most of the literature on this subject has been devoted to configurations, patterns and theorems. Little has been written about methods of actually implementing Life programs on a computer. To correct the paucity of information, this article is devoted almost exclusively to Life algorithms. My associates Peter Raynham and David Buckingham have given invaluable assistance in the development and refinement of the algorithms contained herein. For convenience, the algorithms, with a few obvious exceptions, will be given in a pseudolanguage resembling ALGOL.

Life Algorithms

Rules of Life

The game of Life deals with patterns that change according to certain rules. The changes proceed in discrete steps called *generations*. The patterns are configurations of bits (or cells) which may have two states: live and dead. These states are analogous to true and false or 1 and 0. The Life cells are arranged in a square field of infinite size (ie: arbitrarily large). Each cell has eight neighbors: those cells orthogonally adjacent to it on all sides as well as diagonally. If a live cell has two or three live neighbors, it lives in the next generation; otherwise it dies. If an empty cell is surrounded by exactly three living cells, a new one is born there in the next generation. Dead cells not meeting this requirement remain empty.

Simple Algorithm

A simple algorithm for performing these operations is shown in listing 1. The pattern resides in the *old* and *new* arrays within limits MINX through MAXX and MINY

through MAXY. The major problem with this algorithm is that it requires two arrays, one to hold the present generation, and one to hold the next. Since only one bit is really used in each element of the array, both arrays may be stored together in the computer memory using one byte per element. The cells of the new generation are kept in one half (or nybble) of the byte, while the data for cells of the current generation is stored in the upper half of the byte. This has the advantage of using only one loop, since the loop at the end is no longer required to copy data between arrays.

Improving the Simple Algorithm

A simple observation leading to further improvement is that the computed value of a cell in the next generation will be 1 if and only if the sum of the values of itself and the values of cells in its neighborhood is 3. This pertains to the case where a cell is 1 and the neighborhood is 2, and to the case where a cell is 0 and the neighborhood is 3. The new cell will be 1 only if the neighborhood ORed with the old cell itself is equal to 3. If we use a language with primitives like AND, OR, XOR, and NOT for bit manipulation, we can eliminate one of the IF statements. This makes the code simpler and faster. This new algorithm appears in listing 2.

Each of the above algorithms acts on one cell at a time. While this approach is easy to program, it is not terribly efficient. Even using assembler language we get an efficiency ratio of only about 15 to 20 instructions per bit. This may seem adequate for most applications, but it is not sufficient when running extremely large patterns, or running any pattern for a very long time. While one or two bits per byte may be adequate storage density for many applications, small computers and large patterns demand greater density.

Other Possibilities for Improvement

Let us now examine algorithms which are not restricted to calculating or automating the next generation for one bit at a time. The obvious advantages of such algorithms are increased memory and time efficiency. However, there are several major disadvantages from the point of view of the algorithm designer. Since the program must perform several calculations simultaneously, we cannot use decision primitives (ie: the IF statements in the previous examples).

We are therefore restricted to using

Mark D Niemiec
Computer Communications
Network Group
E4, room 2369A
University of Waterloo
Waterloo, Ontario
CANADA N2L 3G1

About the Author

Mark Niemiec is currently a third year mathematics student at the University of Waterloo. Introduced to Life by one of the articles in Scientific American, he has been actively involved in local Life groups in Sarnia and Waterloo, Canada. He has had several Life related discoveries published in the now defunct LIFELINE newsletter. His other related interests include computer graphics and automata theory.

individual bit and byte manipulations, in much the same way that a parallel adder device adds numbers without making decisions about such things as carry bits. The algorithm in listing 3 uses binary integers of any length, allocating three bits per Life cell. Using this algorithm, we can effectively automate $n/3$ cells at the same time, where n is the word size in bits.

The entire pattern is divided into vertical strips of $n/3$ columns, which are all automated simultaneously. The program must include means to provide the necessary neighbors for the cells at the edges of the strips. With the other algorithms, we can keep track of the limits of the pattern and automate only within those limits. However, using the vertical strip method, we can keep track of the height of the pattern only, since the pattern is chopped up across its entire width.

Vertical Strip Method

In the example shown in listing 3, I used a hybrid notation combining high level and lower level instructions in order to concentrate on the actual calculation algorithm. I wished to avoid using low level code for the mechanics of indexing and loops, which are better illustrated in a high level language. I tried to choose low level instructions that are available on most machines: load and store, left and right shifts and Boolean operations.

In the coding of listing 3, the lines beginning at point 1 copy over the bits at the edge of each strip in the overall pattern to the extreme edges of the adjacent strips so that one contiguous array is simulated. Lines starting at point 2 add up the values of the neighbors and perform a logical OR of the current state, as described earlier. Lines of code at point 3 basically calculate the following for every bit:

$$B_R = \text{sum}_{(1 \text{ bit})} \cap \text{sum}_{(2 \text{ bit})} \cap \overline{(\text{sum}_{(4 \text{ bit})})}$$

Or in English, the resultant bit (B_R) is the logical sum of the 1 bit ANDed with the sum of the 2 bit ANDed with the negation of the sum of the 4 bit. The code at point 4 cleans up the garbage bits and stores the new result. Lines of code after point 5 merely copy the new field to the old, as before.

With this algorithm, the interior of the calculation loop takes 17 instructions. Subscripting is assumed to be "free" for array indices so close together, with constant displacements. If we use a processor with a word length of 16 bits, we have an efficiency ratio of $17/4$, or less than 5 machine

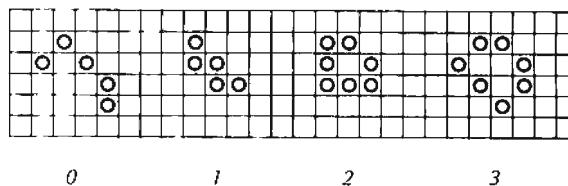


Figure 1: Transformation of a Life pattern through three generations. This process is sometimes referred to as the automation of the pattern. Generation 0 is the original pattern of live cells. The succeeding generations proceed according to the rules of birth, existence and death.

```

FOR Y := MINY TO MAXY BY 1 DO
BEGIN
  FOR X := MINX TO MAXX BY 1 DO
  BEGIN
    SUM := OLD(Y-1,X-1) + OLD(Y-1,X) + OLD(Y-1,X+1)
          + OLD(Y,X-1) + OLD(Y,X) + OLD(Y,X+1)
          + OLD(Y+1,X-1) + OLD(Y+1,X) + OLD(Y+1,X+1);
    IF SUM = 3 THEN NEW(Y,X) := 1
    ELSE IF SUM = 2 THEN NEW(Y,X) := OLD(Y,X)
    ELSE NEW(Y,X) := 0
  END
END

FOR Y := MINY TO MAXY BY 1 DO
BEGIN
  FOR X := MINX TO MAXX BY 1 DO
  BEGIN
    OLD(Y,X) := NEW(Y,X)
  END
END

```

Listing 1: The basic algorithm for computing Life generations. The code presented here is written in a pseudolanguage resembling ALGOL. Each element of the matrices represents one cell. The second group of statements copies the complete new generation matrix into the old generation matrix so that the procedure may repeat.

```

FOR Y := MINY TO MAXY BY 1 DO
BEGIN
  FOR X := MINX TO MAXX BY 1 DO
  BEGIN
    SUM := OLD(Y-1,X-1) + OLD(Y-1,X) + OLD(Y-1,X+1)
          + OLD(Y,X-1);
    SUM := (SUM/16) + OLD(Y,X) + OLD(Y,X+1)
          + OLD(Y+1,X-1) + OLD(Y+1,X) + OLD(Y+1,X+1);
    SUM := SUM OR OLD(Y,X);
    OLD(Y,X) := OLD(Y,X) * 16;
    IF SUM MOD 8 = 3 THEN OLD(Y,X) := OLD(Y,X) + 1
  END
END

```

Listing 2: A routine using bit manipulation by the logical OR operation. This enables the program to store the old and new generations in a single matrix. The key point is that a cell in the new generation will be 1 only if the sum of its neighbors ORed with 1 gives the result 3. To code this routine in low level machine instructions, the user may use left and right shift operations to perform the multiplication and division.

instructions per bit, which is much better than the previous algorithms.

One problem which arises is that, since the procedure works only with three bits, in some cases the neighborhood will have a sum sufficient to cause a carry into the next bit. This can sometimes create erroneous results. To prevent this, before all eight neighbors have been added together, the sum must be thus folded: if $\text{sum}_{(4 \text{ bit})}$ is on, then turn off $\text{sum}_{(1 \text{ bit})}$ and $\text{sum}_{(2 \text{ bit})}$.

```

FOR Y := MINY TO MAXY BY 1 DO
BEGIN
[1]   OLD(Y,MINX-1) := OLD(Y,MAXX) / 8
      OLD(Y,MAXX+1) := OLD(Y,MINX) * 8
      FOR X := MINX TO MAXX BY 1 DO
      BEGIN
[2]   LOAD   OLD(Y-1,X-1)
      ADD    OLD(Y-1,X )
      ADD    OLD(Y-1,X+1)
      ADD    OLD(Y ,X-1)
      ADD    OLD(Y ,X+1)
      ADD    OLD(Y+1,X-1)
      ADD    OLD(Y+1,X )
      STORE  TEMP1
      NOT
      AND    OCTAL'444...4'
      RIGHT 1
      STORE  TEMP2
      RIGHT 1
      OR     TEMP2
      AND    TEMP1

      ADD    OLD(Y+1,X+1)
      OR     OLD(Y ,X )
[3]   STORE  TEMP1
      NOT
      RIGHT 1
      AND    TEMP1
      RIGHT 1
      AND    TEMP1
[4]   AND    OCTAL'1111...1'
[5]   STORE  NEW(Y ,X )
      END
      END
END

FOR Y := MINY TO MAXY BY 1 DO
BEGIN
  FOR X := MINX TO MAXX BY 1 DO
  BEGIN
    OLD(Y,X) := NEW(Y,X)
  END
END

```

Listing 3: Routine to compute Life generations using cell data packed with multiple cells in a word. Several cells can have their new generations computed, or be automated at the same time. The code here is a generalized machine language with the high level iteration instructions retained for clarity. The packing density is $n/3$, where n is the word size in bits. The ellipses in the octal constants indicate that the method works for any word size. This method may be referred to as the vertical strip method from the manner in which it divides up the Life universe.

Complete Storage Efficiency

All of the cell storage methods previously described involve wasting from 75 to 87 percent of storage in order to maintain program simplicity. We must eventually ask, "Why not use *every* bit?" By completely packing the data, cell storage becomes about eight times as compact as the original algorithm allowed.

When each bit is surrounded by relevant data, though, a drawback arises: there is no room for any kind of arithmetic instructions which produce a carry to the next bit. We remove this difficulty by performing the arithmetic in the same way that hardware performs it. Since there exists no semiconductor "add" gate, one adds by selectively combining the AND and exclusive OR (XOR) gates. Similarly, here it is possible to add using only a large assortment of logical operators.

One such solution, using PDP-11 machine code, is shown in listing 4. The BIC instruction of the PDP-11, which is effectively an AND/NOT instruction, is actually more useful than a normal AND instruction in this case. A similar implementation for a different processor not having this instruction might be slightly larger.

This example shows that we can automate 16 bits at a time in about 40 instructions of 16 bits, which is about 2 1/2 instructions per bit – more efficient than any previous method. If 8 bit instructions are used, we must approximately double the number of instructions per cell. This also holds for the previous algorithms of many bits per word. As an example of how this improves performance, we are able to automate 72 bits at a time on the Honeywell 66/60 by looping with double word instructions with an average of almost 2 bits per instruction. So, despite the fact that this method has the longest code segments inside the calculation loop, it is by far the most efficient method of those discussed.

Life in Three States

One generalization of Life is a 3 state version called *Immigration*, which has the regular blank or dead state, plus *two* living states, X and O, for instance. The rules are the same as those for Life, except that, upon birth, a new cell's state is determined by the majority of parent cells. For example, three X cells or two X and one O will produce an X offspring. One use of the two distinct living states is to distinguish the major predecessor of an object. A case in point: if two gliders collide to form a block, from which one does the block actually originate?

HOW TO BEAT THE SYSTEM WITH SYNCHRO-SOUND

High-performance, low cost complete Microcomputer Business Systems (plus Software)
at EXTRA savings only Synchro-Sound can offer!

SYSTEM No. 1

DIGITAL SYSTEMS DSC-2 Z-80 COMPUTER SYSTEM

32K RAM, 4 RS-232 serial interfaces,
16 bits of parallel I/O. Double density
floppy disk, Shugart dual-drive.
Regular price \$4995.00

CENTRONICS 700 PRINTER With RS-232 Interface


60 characters per second, 132 col-
umn line, tractor feed.
Regular price \$1720.00

HAZELTINE 1500 VIDEO TERMINAL

80 character lines, 24 line page, line
and page editing. Separate numeric
keypad.
Regular price \$1149.00

~~\$7864.00~~

THE COMPLETE SYSTEM
ONLY **\$7495.00**
SAVE \$369.00!



SYSTEM No. 2

IMSAI VDP 80 DATA PROCESSING COMPUTER SYSTEM

32K RAM, expandable to 196K.
Parallel and serial I/O. Megabyte
mass storage, alphanumeric in-
telligent keyboard.
Regular Price \$6995.00


Regular Price \$6995.00

OKIDATA 22 PRINTER With RS-232 Interface

Tractor feed, 132 column, 125 lpm,
upper and lower case. 12 different
fonts on command.
Regular price \$2888.00

~~\$9883.00~~

THE COMPLETE SYSTEM
ONLY **\$9445.00**
SAVE \$438.00!



SYSTEM No. 3

CROMEMCO SYSTEM 3 Z-80 COMPUTER SYSTEM

32K RAM, dual disk drive, RS-232 In-
terface. S-100 bus.
Regular price \$5990.00

MODEL 3703 LINE PRINTER

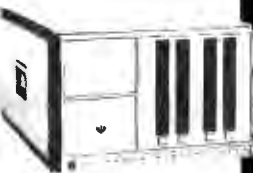
180 characters per second, print line
width 132 cols., bi-directional print-
ing.
Regular price \$2995.00

CRT TERMINAL MODEL 3100

80 characters per line, 24 lines, up to
19,200 baud, upper and lower case.
Regular price \$1595.00

~~\$10,580.00~~

THE COMPLETE SYSTEM
ONLY **\$10,095.00**
SAVE \$485.00!



SOFT- WARE

Three software packages* that enable
you to profitably make full use of your
Microcomputer Business System

ACCOUNTS RECEIVABLE PACKAGE Creates transaction file
of charges, credits and payments. Batch mode for monthly
statements and aged schedules.
Operators manual and disk, single copy \$500.00

INVENTORY PACKAGE Maintains current listing of stock
items, master inventory listing with price and cost data.
Operators manual and disk, single copy \$500.00

**ORDER-ENTRY PACKAGE (Requires Accounts Receivable
and/or Inventory Package)** Links Accounts Receivable and
Inventory packages into one coherent, easy-to-use, time-
saving system.
Operators manual and disk, single copy \$500.00

Buy any of our
3 MICROCOMPUTER SYSTEMS
and any combination of these
3 SOFTWARE PACKAGES ARE YOURS FOR
HALF PRICE!

*Require 48K Memory and Microsoft Basic

Terminal and Printer substitutions may be made
on any of the above Systems

CUSTOMIZED HARDWARE SYSTEMS
ARE AVAILABLE

Complete modern servicing and consulting
facilities on premises



SYNCHRO-SOUND ENTERPRISES, INC.
The Computer People

193-25 Jamaica Avenue,
Jamaica, New York 11423

212/468-7067 TWX: 710-582-5886

Hours 9-4 daily
and Saturday

Visit our new showroom
Working units on display

Dept BSY

BankAmericard • Master Charge

The major difference between this algorithm and regular Life is that one must keep track of the kind of bit, as well as whether a bit is alive or not. An algorithm which does this is shown in listing 5. For a living cell of type X, bit 1 of the byte is set to 1; for a type O live cell, both bit 1 and bit 8 of the byte are set to 1. The distinctive feature of this algorithm is that when a new cell is created, the kind of cell it becomes is determined by how many 1s from bit 8 have been added into the sum. Since bit 8

is uniquely used, packing the old generation and the new into two halves of the same byte is no longer possible. Note that this algorithm will work in the same manner as a standard Life algorithm on an array containing only one of the living states.

Life Generations of the Fourth Kind

An extension of Immigration results in a version of Life having four different kinds of living states. The kind of cell which

```

MOV     OLD(Y-1,X-1),R0      (R1,R0) = NEIGHBOURS 1+2
MOV     OLD(Y-1,X  ),R1
XOR     R1,R0
BIC     R0,R1

MOV     OLD(Y-1,X+1),R2      (R2,R0) = NEIGHBOURS (1+2)+3
XOR     R2,R0
BIC     R0,R2
BIS     R2,R1                (R1,R0) = NEIGHBOURS 1+2+3

MOV     OLD(Y+1,X-1),R2      (R2,R3) = NEIGHBOURS 4+5
MOV     OLD(Y+1,X  ),R3
XOR     R3,R2
BIC     R2,R3

MOV     OLD(Y+1,X+1),R4      (R4,R2) = NEIGHBOURS (4+5)+6
XOR     R4,R2
BIC     R2,R4
BIS     R2,R3                (R3,R2) = NEIGHBOURS 4+5+6

XOR     R2,R0                (R2,R0) = NEIGHBOURS (1+2+3)+(4+5+6)
BIC     R0,R2

XOR     R2,R1                (R2,R1) = CARRIES (1+2+3)+(4+5+6)
BIC     R1,R2
XOR     R3,R1
BIC     R1,R3
BIS     R3,R2

MOV     OLD(Y  ,X-1),R3      (R4,R3) = NEIGHBOURS 7+8
MOV     OLD(Y  ,X+1),R4
XOR     R4,R3
BIC     R3,R4

XOR     R3,R0                (R3,R0) = NEIGHBOURS (1+2+3+4+5+6)+(7+8)
BIC     R0,R3

XOR     R1,R3                (R4,R1) = CARRIES (1+2+3+4+5+6)+(7+8)
BIC     R3,R1
XOR     R1,R4
BIC     R4,R1
BIS     R3,R2
BIS     R4,R2

BIS     OLD(Y  ,X  ),R0      (R0) IS OR'ED WITH ORIGINAL BIT

BIC     R2,R0                NEIGHBOURHOOD OF ≥ 4 CAUSES DEATH
COM     R1
BIC     R1,R0                NEIGHBOURHOOD OF ≥ 2 A NECESSITY
MOV     R0,NEW(Y  ,X  )

```

Listing 4: A program to manipulate cells stored as a single bit. This code uses the instruction set of the Digital Equipment Corp PDP-11 processor. The addition is performed by selective use of logical operations. Application of this method results in the greatest possible storage density. Although there are more lines in the program, automation of many cells simultaneously makes this the most efficient procedure discussed.

TRS-80

PET

APPLE

MICROCHESS is the culmination of two years of chessplaying program development by **Peter Jennings**, author of the famous 1K byte chess program for the KIM-1. **MICROCHESS 2.0** for 8K PETs and 16K APPLEs, in 6502 machine language, offers 8 levels of play to suit everyone from the beginner learning chess to the serious player. It examines positions as many as 6 moves ahead, and includes a chess clock for tournament play. **MICROCHESS 1.5** for

4K TRS-80s, in Z-80 machine language, offers 3 levels of play (both Level I and Level II versions are included and can be loaded on any TRS-80 without TBUG). **MICROCHESS** checks every move for legality and displays the current position on a graphic chessboard. You can play White or Black, set up and play from special board positions, or even watch the computer play against itself! Available now at a special introductory price of only **\$19.95**

PLAY CHESS WITH YOUR COMPUTER!

BRIDGE CHALLENGER by **George Duisman** for 8K PETs, Level II 16K TRS-80s, and 16K APPLEs: You and the dummy play 4 person Contract Bridge against the computer. The program will deal hands at random or according to your criterion for high card points. You can review tricks, swap sides or replay hands when the cards are known. No longer do you need 4 people to play! **\$14.95**

STIMULATING SIMULATIONS by **Dr. C.W. Engel** for 8K PETs, 4K Level I and II TRS-80s, and APPLEs with Applesoft II: Ten original simulation games such as Forest Fire, Lost Treasure, Gone Fishing and Diamond Thief, progressing from elementary to quite complex with most suitable for schoolchildren. Includes a 64 page book giving flowcharts, listings and suggested modifications ... **\$14.95**

ORDERS: Check, money order or VISA/Master Charge accepted; programs and cassettes guaranteed. If you have questions, please call us at **617-783-0694**. If you know what you want and have your VISA/MC card ready, you can **DIAL TOLL FREE 1-800-325-6400** (24 hours, 7 days; in Missouri, dial 1-800-342-6600). Or you can

mail your order to the address below. **Personal Software™** products are now available at all **Radio Shack®** stores throughout the United States and Canada, and from the **PET** and **APPLE** dealers listed below. New dealers are being added daily. For the name and address of a dealer near you, call us at **617-783-0694** today!

Radio Shack® the Computer Store™ ComputerLand™

ALABAMA
COMPUTERLAND
Huntsville AL 35805

ALASKA
ALPHA ELECTRONICS
Anchorage AK 99503

ARKANSAS
DATACOPE
Little Rock AR 72204

CALIFORNIA
BYTE SHOP OF SACRAMENTO
Citrus Heights CA

BUSINESS ENHANCEMENT
COMPUSEVICE
Escondido CA 92027

CHANNEL DATA SYSTEMS
Gulfair CA 93017

RAINBOW COMPUTING
Granada Hills CA 91344

BYTE SHOP OF HAYWARD
Hayward CA 94541

COMPUTERLAND OF SOUTH BAY
Lawndale CA 90260

A-VIDD ELECTRONICS
Long Beach CA 90815

HOBBY WORLD ELECTRONICS
Northridge CA 91324

CAPITOL COMPUTER SYSTEMS
Sacramento CA 95616

COMPUTERLAND OF SAN DIEGO
San Diego CA 92111

COMPUTERLAND OF
SAN FRANCISCO
San Francisco CA 94105

COMPUTERLAND OF SAN JOSE
San Jose CA 95129

MARIN COMPUTER CENTER
San Raphael CA 94903

ADVANCED COMPUTER PRODUCTS
Santa Ana CA 92705

THE COMPUTER STORE
Santa Monica CA 90401

BYTE SHOP
Suisun CA 94585

BYTE SHOP OF TARZANA
Tarzana CA 91356

COMPUTERLAND OF
THOUSAND OAKS
Thousand Oaks CA 91360

SMALL SYSTEM SOFTWARE
Thousand Oaks CA 91360

COMPUTER COMPONENTS
Van Nuys CA 91411

BYTE SHOP
Westminster CA 92683

COMPUTER COMPONENTS OF
ORANGE COUNTY
Westminster CA 92683

COLORADO
AMPTEC
Denver CO 80216

COMPUTERLAND
Denver CO 80222

CONNECTICUT
COMPUTERLAND OF FAIRFIELD
Fairfield CT 06430

THE COMPUTER STORE
Hartford CT 06103

THE COMPUTER STORE
Windsor Locks CT 06096

WASHINGTON D.C.
COMPUTER CABLEVISION
Washington DC 20007

FLORIDA
COMPUTERLAND
Boca Raton FL 33432

THE COMPUTER STORE
Bradenton FL 33505

THE COMPUTER STORE
Clearwater FL 33516

BYTE SHOP
Fort Lauderdale FL 33334

COMPUTERLAND
Fort Lauderdale FL 33308

FOCUS SCIENTIFIC ENTERPRISES
Miami FL 33132

GRICE ELECTRONICS
Pensacola FL 32589

COMPTONRAGE
Pompano Beach FL 33062

MICRO COMPUTER SYSTEMS
Tampa FL 33609

COMPUTER CENTER OF
PALM BEACHES
West Palm Beach FL 33409

HAWAII
RADIO SHACK (Dealer)
Lihue HA 96756

ILLINOIS
COMPUTERLAND OF
ARLINGTON HEIGHTS
Arlington Heights IL 03904

FARNSWORTH COMPUTER CENTER
Aurora IL 60505

THE ELECTRONIC KEYBOARD
Chicago IL 60614

EMMANUEL B. GARCIA JR
AND ASSOCIATES
Chicago IL 60613

COMPUTERLAND OF NILES
Niles IL 60048

COMPUTERLAND OF PEORIA
Peoria IL 61614

INDIANA
DATA DOMAIN OF FORT WAYNE
Fort Wayne IN 46805

KANSAS
PERSONAL COMPUTER CENTER
Overland Park KS 66206

COMPUTER SYSTEMS DESIGN
Wichita KS 67214

LOUISIANA
COMPUTER SHOPPE
Metairie LA 70002

MASSACHUSETTS
THE COMPUTER STORE
Burlington MA 01803

THE COMPUTER STORE
Cambridge MA 02139

MATTER SOFTWARE
Chelsea MA 02150

NEW ENGLAND ELECTRONICS
Springfield MA 01103

MICHIGAN
NEWMAN COMPUTER EXCHANGE
Ann Arbor MI 48104

NEW DIMENSIONS IN COMPUTING
East Lansing MI 48823

COMPUTERLAND OF
GRAND RAPIDS
Kentwood MI 49508

COMPUTER MART OF ROYAL OAK
Royal Oak MI 48073

THE CITY COMPUTER MART
Saginaw MI 48603

COMPUTERLAND
Southfield MI 48034

LEVEL FOUR PRODUCTIONS
Westland MI 48185

MINNESOTA
COMPUTERLAND
Bloomington MN 55431

MMS
Minneapolis MN 55454

MISSISSIPPI
OXFORD SOFTWARE CO
Oxford MS 38655

NEW YORK
COMPUTER SHOP OF SYRACUSE
De Witt NY 13214

THE COMPUTER TREE
Endwell NY 13760

LONG ISLAND COMPUTER
GENERAL STORE
Lynbrook NY 11563

COMPUTER MICROSYSTEMS
Manhasset NY 11030

THE COMPUTER FACTORY
New York NY 10017

COMPUTER HOUSE
Rochester NY 14609

THE COMPUTER STORE
Rochester NY 14618

THE COMPUTER CORNER
White Plains NY 10601

NORTH CAROLINA
COMPUTERLAND
Charlotte NC 28205

BYTE SHOP
Greensboro NC 27401

MICROCOMPUTER SERVICES
Hickory NC 28601

BYTE SHOP OF RALEIGH
Raleigh NC 27605

OHIO
21ST CENTURY SHOP
Cincinnati OH 45202

CYBER SHOP
Columbus OH 43227

MICRO MINI COMPUTER WORLD
Columbus OH 43213

ASTRO VIDEO ELECTRONICS
Lancaster OH 43130

COMPUTERLAND OF CLEVELAND
Mayfield Heights OH 44121

OKLAHOMA
BUSINESS MICRO SYSTEMS
Oklahoma City OK 73108

HIGH TECHNOLOGY
Oklahoma City OK 73106

HIGH TECHNOLOGY
Tulsa OK 74129

OREGON
COMPUTERLAND OF PORTLAND
Tigard OR 97223

PENNSYLVANIA
PERSONAL COMPUTER CENTER
Eizer PA 19355

THE COMPUTER WORKSHOP
Murrysville PA 15668

RADIO SHACK (Dealer)
North Wales PA 19454

A B COMPUTERS
Perkasie PA 18944

MICROTRONIX
Philadelphia PA 19106

SOUTH CAROLINA
DATA MART
Greenville SC 29607

TENNESSEE
COMPUTER LABS OF MEMPHIS
Memphis TN 38117

DOC'S COMPUTER SHOP
Nashville TN 37211

TEXAS
COMPUTERLAND OF AUSTIN
Austin TX 78757

COMPUTER TERMINAL
El Paso TX 79901

THE COMPUTER SHOP
San Antonio TX 78216

UTAH
THE HI FI SHOP
Salt Lake City UT 84117

VIRGINIA
COMPUTER HARDWARE STORE
Alexandria VA 22314

COMPUTERS PLUS
Alexandria VA 22304

HOME COMPUTER CENTER
Newport News VA 23606

THE COMPUTER PLACE
Roanoke VA 24015

WISCONSIN
BYTE SHOP OF MILWAUKEE
Greenfield WI 53227

MADISON COMPUTER STORE
Madison WI 53711

WASHINGTON
COMPUTERLAND OF SOUTH
KING COUNTY
Federal Way WA 98003

YE OLDE COMPUTER SHOPPE
Richland WA 99352

CANADA
KOBETEK SYSTEMS
Wolfeville Nova Scotia B0P 1X0

COMPUTER INNOVATIONS
Ottawa Ontario K1B 4A8

MICRO-WARE
Toronto Ontario M4E 2L2

ENGLAND
BYTE SHOP
Ilford Essex

INFOGUIDE
London

CYTEK
Manchester M4 3E4

PETSOFIT
Newbury Berkshire RG13 1P6

KEEN COMPUTERS
Nottingham NG7 1FN

GERMANY
ING W. HOFACKLH
8 München 75

HOLLAND
COMPUTER
Den Haag 2502 EH

SWEDEN
MICROFUTURE
Stockholm 10322

SWITZERLAND
INTERFACE TECHNOLOGIE
Basel

DIALOG COMPUTER
L. 1000

LEHATEX
Wetzlar

P.O. Box 136-B1 **Personal Software™** Cambridge, MA 02138

Circle 302 on inquiry card.

Listing 5: A program to perform calculations for the 3 state, or Immigration game. Live cells are of two distinct types. Cells are stored one per byte. For one type of live cell, the byte has its 1 bit set to 1. The other type of live cell is indicated by setting both bit 1 and bit 8 of the byte to 1. Data stored by this scheme may not be packed further.

```

FOR Y := MINY TO MAXY BY 1 DO
BEGIN
  FOR X := MINX TO MAXX BY 1 DO
  BEGIN
    SUM := OLD(Y-1,X-1) + OLD(Y-1,X) + OLD(Y-1,X+1)
          + OLD(Y ,X-1)          + OLD(Y ,X+1)
          + OLD(Y+1,X-1) + OLD(Y+1,X) + OLD(Y+1,X+1);
    IF OLD(Y,X) = 0 THEN
      IF (SUM OR 1) MOD 8 = 3 THEN NEW(Y,X) := OLD(Y,X)
      ELSE NEW(Y,X) := 0
    ELSE IF SUM MOD 8 = 3 THEN
      IF SUM < 16 THEN NEW(Y,X) := 1
      ELSE NEW(Y,X) := 9
    ELSE NEW(Y,X) := 0
  END
END

FOR Y := MINY TO MAXY BY 1 DO
BEGIN
  FOR X := MINX TO MAXX BY 1 DO
  BEGIN
    OLD(Y,X) := NEW(Y,X)
  END
END

```

Listing 6: A program that demonstrates a version of Life in which cells are in any one of five possible states. A hash table is used to determine the kind of cell which is born to various sets of parents.

```

ARRAY HASH(0::33) CONTAINING
1, 1, 9, 9, 0, 0, 0, 1, 89, 9,
0, 1, 57, 9, 57, 57, 0, 0, 9, 1,
0, 57, 89, 89, 0, 57, 0, 0, 0, 89,
0, 0, 0, 89;

FOR Y := MINY TO MAXY BY 1 DO
BEGIN
  FOR X := MINX TO MAXX BY 1 DO
  BEGIN
    SUM := OLD(Y-1,X-1) + OLD(Y-1,X) + OLD(Y-1,X+1)
          + OLD(Y ,X-1)          + OLD(Y ,X+1)
          + OLD(Y+1,X-1) + OLD(Y+1,X) + OLD(Y+1,X+1);
    IF OLD(Y,X) = 0 THEN
      IF (SUM OR 1) MOD 8 = 3 THEN NEW(Y,X) := OLD(Y,X)
      ELSE NEW(Y,X) := 0
    ELSE IF SUM MOD 8 = 3 THEN NEW(Y,X) := HASH(SUM/8)
    ELSE NEW(Y,X) := 0
  END
END

FOR Y := MINY TO MAXY BY 1 DO
BEGIN
  FOR X := MINX TO MAXX BY 1 DO
  BEGIN
    OLD(Y,X) := NEW(Y,X)
  END
END

```

Listing 7: The game of Life programmed in one line of APL. This function accepts the input pattern as a Boolean matrix and displays it every generation. The reader is left to determine which algorithm is used.

```

▽ LIFE X ; Y
[1] +1,ρ□+' □'[X+(3=Y)∨X∧4=Y+(-1φY)+Y+1φY+(-1θX)+X+1θX+
(0,((1+ρX)ρ1),0)\X+(0,((1+ρX)ρ1),0)\X+
(((1+ρX)≥(∨fX)11)∧φ((1+ρX)≥(φ∨fX)11))/X+
(((1+ρX)≥(∨/X)11)∧φ((1+ρX)≥(φ∨/X)11)fX]
▽

```

may be born is determined by the majority of the parent cells. If no majority exists (ie: all three parents are different), a cell of the fourth kind is generated. Patterns containing only two kinds or one kind of live cells make this game become equivalent to Immigration and Life, respectively.

Listing 6 shows a procedure for automating this Quad-Life. It is essentially the same as the Immigration algorithm, except that the determination of cell type is done most efficiently by using a hash table. The program may index a table containing cell types using the sum of the types of the parent cells. Since a birth can occur only between three live cells, the hashing function need only meet the condition that it be unique when any combination of three of the four different values representing the four different cell types is added together. The values 1, 9, 57, and 89, produce a unique hash. This is also the smallest solution, giving a hash table with 34 entries, of which 20 are actually needed.

Exploiting Language Power

No proper treatment of algorithms is complete without a program written in one line of APL which performs the desired task. The program in listing 7 accepts the input pattern as a Boolean matrix and displays the pattern every generation. The grid is effectively of infinite size, since storage allocation for the pattern is grown and shrunk as necessary. The program works only in origin 0, but changing it to work in origin 1 would be fairly trivial. Determining which algorithm is used here will be left as an exercise to the reader.

Ultimate Purpose

The more research that is done concerning Life, the more it appears that investigators are becoming less concerned with merely empirical questions such as "What does pattern such and such eventually form?" — and more concerned with more esoteric problems such as entropy, information theory and computability theory. Due to this shift in emphasis, it is becoming apparent that the future of Life algorithms will not rest in smaller and faster programs to automate Life. The advances of the future abide rather in highly specialized abstract mathematical programs for proving theorems or gathering statistics. However, for most enthusiasts, Life will always be a fascinating diversion that produces fascinating pictures on the screens of video displays. ■

**NEW - FORTRAN PROCESSOR BOARD
SS-50 BUS SWTPC PLUG COMPATIBLE**

- EDIT, COMPILE and EXECUTE MODES
- All software in ROM for FAST access; NO RAM wasted; NO DISC System Necessary
- PSEUDO - TIMESHARE editor usable during FORTRAN program execution
- COMPILER generates COMPACT CODE consuming less RAM than BASIC
- On board μ C processes in parallel with 6800 CPU
- Extra PROM spaces for subroutine packages
- Scientific Subroutine Package soon available (FFT, CAD, Matrix Manipulation)



**6800 FORTRAN
FROM \$125**

TOTALLY IN HARDWARE

REAL TIME INTELLIGENCE CORP
P. O. Box 9562
Rochester, NY 14604

EXCEEDS ALL STANDARDS! **SPECIAL INTRODUCTORY OFFER !!**

\$3.75 DISKETTES	\$3.55 MINIDISKS
Each in FD-1000 Series, Single Side, Single Density of 10 1 & 32 Sectors	Each in MD-525 Series, Single Side, Single Density of 10 1, 10, 16 Sectors

- FD-9000 Series: Single Side/Single Density - Critical Application
- FD-8000 Series: Single Side/Double Density
- FD-4000 Series: Double Side/Single Density
- FF-2000 Series: Flippy - Reversible
- MD-525 Series: Single Side/Double Density
- MD-550 Series: Double Side/Double Density
- FF-525 Series: Flippy - Reversible

Write or call collect: (516) 433-0613
MANCHESTER EQUIPMENT CO., Inc.
30 Midland Ave. - Hicksville, N.Y. 11801

Making a list?

DR DOBB'S JOURNAL OF COMPUTER CALISTHENICS AND ORTHODONITA, volume 1 edited by Jim C Warren.

This is a collection of everything from the first year of Jim Warren's outstanding journal. 359 pp. \$13.00 (no photo).

YOUR HOME COMPUTER by James White.

A clearly written nontechnical description of personal computers that required no prior knowledge of computers or electronics. Yours for \$6.00.

GETTING INVOLVED WITH YOUR OWN COMPUTER by Leslie Solomon and Stanley Viet.

Whether your interest in business applications, word processing, education, security, computerized video games, computer art and music. Robots, or amateur radio, this book will get you started and keep you on the right track. 216 pp. \$5.95.

UP YOUR OWN ORGANIZATION! by Donald M Dible.

A great handbook on how to start and finance a new business, this is the most comprehensive reference we've seen on the subject. 372 pp. Available for \$14.95 in hardcover.

HOW TO PROFIT FROM YOUR PERSONAL COMPUTER by Ted G Lewis.

If you have wanted to use your personal computer in a profitable manner, and you feel you need some help planning programming techniques for common business applications, this book is for you. 191 pp. \$7.95.

BASIC AND THE PERSONAL COMPUTER by Thomas A Dwyer and Margot Critchfield.

After giving an in-depth course in BASIC, the book discusses microcomputer hardware, graphics, word processing, sorting, simulation and data structures. Easy to read and informative. 438 pp. \$12.95 (no photo).

TV TYPEWRITER COOKBOOK by Don Lancaster.

A complete guide to low cost television display of alphanumeric data, several chapters of which were published ahead of the book in early issues of BYTE magazine. \$9.95.

THE CHEAP VIDEO COOKBOOK by Don Lancaster.

This latest in Don Lancaster's series of hardware books continues where the TV Typewriter Cookbook leaves off. New, inexpensive video display circuits (and the software to drive them) are described. 256 pp. \$5.95 (no photo).

Check here for new ideas



APL AN INTERACTIVE APPROACH Second Edition, Revised by Gilman and Rose.

Here's an excellent way to introduce yourself to the APL language. Gilman and Rose have extensively updated their popular book to include the latest information about APL and the various forms now in use. \$11.95.

SARGON by Dan and Kathe Spracklen.

Written about the 1978 West Coast Computer Faire chess champ, "Sargon," highly praised, is a program in Z-80 assembler language. \$14.95 (no photo).

THE WIRED SOCIETY by James Martin.

This is a fascinating and not-to-distant account of what the future might be like, changed by the new telecommunications technology. Prefacing his discussions with historical as well as contemporary references, Martin lures the reader into an impending technical revolution, which will change corporations, change government, and changes the lives of everybody. \$12.95 hardcover (no photo).

MICROPROCESSOR INTERFACING TECHNIQUES (Expanded 2nd edition) by Austin Lesea and Rodney Zaks.

Now available in this newly revised edition featuring: new material on "useful circuits," an enlarged floppy disk section with new double density controllers, updates on LSI controllers—and much more. Including basic concepts and techniques, this book is a very comprehensive handbook on interfacing. 416 pp. \$9.95.

MICROPROCESSORS: FROM CHIPS TO SYSTEMS by Rodney Zaks.

A complete and detailed introduction to microprocessors and microcomputer systems. \$9.95.

BASIC BASIC, 2nd EDITION by James S Coan.

If you're not already familiar with BASIC, this book is one of the best ways to learn about this popular computer language. BASIC (which stands for Beginner's All-Purpose Symbolic Instruction Code) is easy to learn and easy to apply to many problems. \$8.95.

ADVANCED BASIC by James S Coan.

This is the companion volume to James Coan's Basic BASIC. In this book you'll learn about some of the more advanced techniques for programming in BASIC, including string manipulation, the use of files, plotting on a terminal, simulation and games, advanced mathematical applications and more. \$8.95.

CHESS AND COMPUTERS by David Levy.

This 145-page paperbound book is loaded with chess games played by computers. The games are computer versus computer and computer versus human. \$8.95.

CHESS SKILL IN MAN AN MACHINE edited by Peter W Frey.

This is a most fascinating book, concerning itself with the when, how, and why of computer chess. \$14.80 hardcover.

SCIENTIFIC AND ENGINEERING PROBLEM SOLVING WITH THE COMPUTER by William Ralph Bennett Jr.

Besides teaching BASIC (which it does admirably), this lively, lucid book presents a wealth of imaginative and unusual applications programs taken from many disciplines. In its diversity and elegant style, it ranks with Donald Knuth's works as a milestone in the art of computing. Hardcover, \$19.95.

GAMES, TRICKS AND PUZZLES FOR A HAND CALCULATOR by Wallace Judd.

Got a friend who won't have anything to do with calculators? You just might woo him or her into the electronic age with some of the tricks in this book. Capers, games and astounding calculations are here to dazzle. They've even pulled a calculator apart to show you what the insides look like! A neat book for anyone suffering from technophobia or plain boredom. 91 pp. \$4.95.

FUNDAMENTALS OF RECORDKEEPING AND FINANCE FOR THE SMALL BUSINESS by Robert C Ragan, CPA, and Jack Zwick, Ph.D.

Once you have your organization or business up and running, records must be kept. 196 pp. Only \$10.00 in hardcover.

THE ART OF COMPUTER PROGRAMMING by Donald E Knuth.

Praised by many critics as the best books in their field. These books are part of a projected seven volume omnibus survey of computer science now being completed by Donald E Knuth.

Volume I, Fundamental Algorithms, 634 pp. \$21.95 hardcover.

Volume II, Seminumerical Algorithms, 624 pp. \$21.95 hardcover.

Volume III, Searching and Sorting, 722 pp; \$21.95 hardcover.

FUNDAMENTALS AND APPLICATIONS OF DIGITAL LOGIC CIRCUITS, 2nd edition by Sol Libes.


You'll find everything from the basic theory, to various circuit designs, to the most recent applications, including the circuitry of calculators, digital voltmeters, frequency counters, and computers. 200 pp. \$7.95.

SMALL COMPUTER SYSTEMS HANDBOOK by Sol Libes.

This is an introductory text for those with a minimal knowledge of electronics who are interested in microcomputers as a hobby. The author explains microcomputer concepts from number systems and logic circuits to programming languages and applications with the emphasis on practical knowledge. 197 pp. \$8.45.

THE LITTLE BOOK OF BASIC STYLE by John M Nevison.

This book teaches you how to write clear, well-planned programs you can read. 151 pp. \$5.95 (no photo).



SOME COMMON BASIC PROGRAMS by Lon Poole and Mary Borchers.

At last, a single source for all those hard to find mathematics programs! All the programs are written in a restricted BASIC suitable for most microcomputer BASIC packages, and have been tested and debugged by the authors. \$8.50.

SOCIAL EFFECTS OF COMPUTER USE AND MISUSE by J Mack Adams & Douglas H Haden.

Most of us have come to accept the presents of computers in our lives. Their effect on society as a whole is worthy of careful consideration. This book surveys the evolution of computers, their application, and the social, economic and philosophical implications of their increasing use. 326 pp. \$10.00.

PROGRAMMING A MICROCOMPUTER: 6502 by Caxton C Foster.

This informal, well-written book may be just what you need to enter the world of microcomputers. Foster uses the 6502 microprocessor (used in the KIM-1, the PET, and the Apple microcomputer systems) as a basis for discussing the techniques of writing programs. 231 pp. \$9.95.

TOP-DOWN STRUCTURED PROGRAMMING TECHNIQUES by Clement L McGowan & John R Kelly.

What is structured programming? The authors answer this question in this lively, well-written book. 288 pp. \$15.95 hardcover.

6800 ASSEMBLY LANGUAGE PROGRAMMING by Lance A Leventhal.

From Osborne & Associates we have another in their series of microcomputer books. Lance A Leventhal discusses assembly language programming for computers using the 6800 microprocessor. The 6800 instruction set is presented in depth with chapters on assemblers, simple programs, code conversion, tables and lists, subroutines, input/output, interrupts, program design and documentation, and sample projects. \$8.50.

ACCOUNTS PAYABLE AND ACCOUNTS RECEIVABLE by Lon Poole and Mary Borchers.

This is a set of 21 programs which constitute an invoice-linked accounts payable and a low-volume invoice accounts receivable system for small businesses. It is the third in Osborne & Associates' series of BASIC business programs and will be complemented by the soon to be published General Ledger. 318 pp. \$15.00.

BITS inc

Books to erase the impossible

POB 428, 25 Route 101 West
Peterborough, NH 03458

DIAL YOUR BANK CARD ORDERS ON OUR TOLL-FREE HOT LINE: 1-800-258-5477.



My check enclosed:

Check #: _____

Amount: _____

My card #: _____

Expires: _____

Name _____

Address _____

City _____ State _____ Zip _____

Signature _____

Total

Number of books _____

Postage \$.75/book or
\$1.00 outside U.S. _____

Grand Total _____

Prices subject to change without notice.

Dealer Inquiries Invited.

You may photocopy this page.

The Digicast System

Receiving Data and

A I Halsema
4921 Patrae St
Los Angeles CA 90066

Imagine turning on your radio and receiving the latest copy of BYTE—or receiving only the news of interest to you. Tuning in to a program could mean exactly that: you would receive software source code listings, binary object code listings, and documentation. All of these are possible with a revolutionary new system called Digicast.

Digicast is similar to Britain's Teletext and France's Antiope systems, but would be transmitted by commercial FM radio stations. Teletext data is broadcast during a portion of the vertical blanking time by television stations of the BBC (see figure 1). Decoded by logic connected to the television set, Teletext news and announcements are dialed up and displayed on the television screen at the viewer's option.

Operation

To understand how Digicasting would work, consider FM stereo broadcasts. FM stereo is transmitted as two separate signals

modulating the same radio frequency carrier. Both channels of the stereo signal are combined into one monaural signal. This combined signal is what you hear when listening with a monaural only FM receiver. A second signal of 38 kHz away from the center frequency, amplitude modulated by left channel minus right channel difference information, is also transmitted (see figure 2). This is called the pilot carrier, and is used in the receiver's stereo demultiplexer to separate the two stereophonic signals. Stereo and other Subsidiary Communications Authorization (SCA) signals are transmitted only by FM stations due to the wide bandwidth assigned to the stations by the Federal Communications Commission. This wide bandwidth (150 kHz, with deviations of 75 kHz above and below the center frequency of the carrier) is required to reproduce high fidelity music. Stereo transmissions do not exhaust the bandwidth available to an FM station, however. Digicast signals can be broadcast in exactly the same way as stereo-

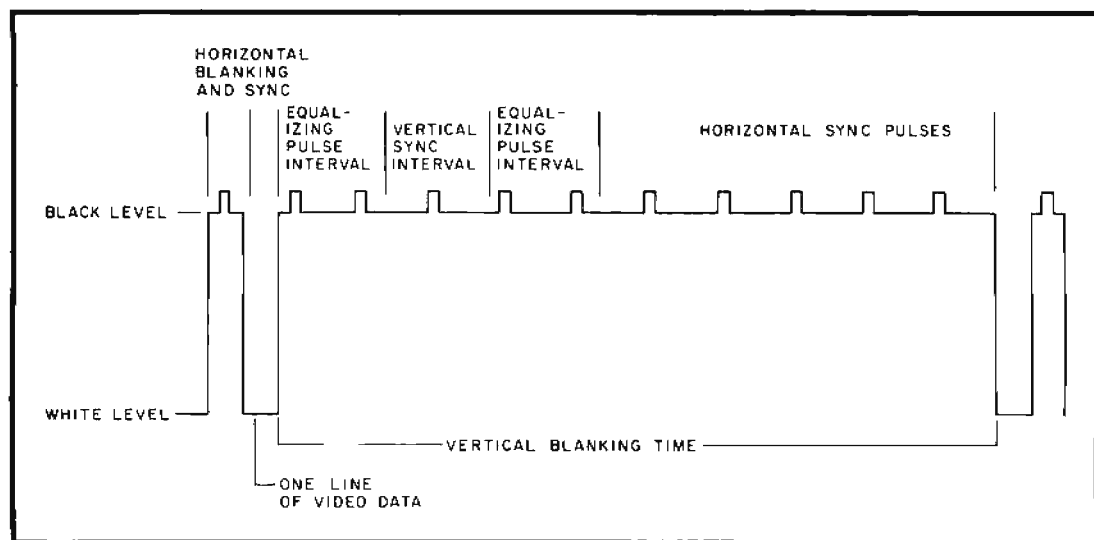
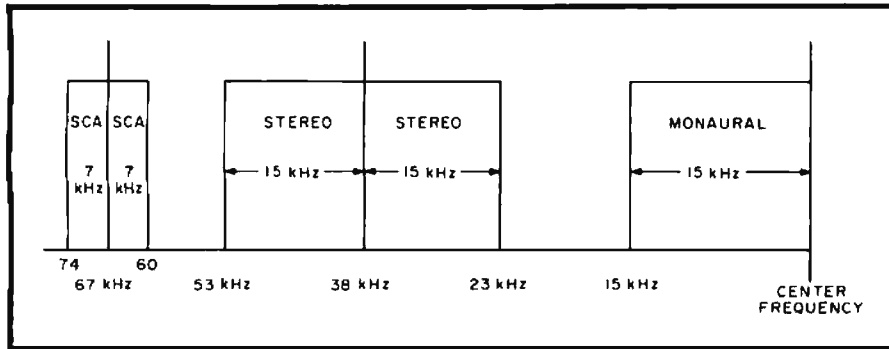


Figure 1: Video synchronization signals. The pulses riding on the waveform at the "blacker than black" voltage level are horizontal sync pulses. Intervals between the horizontal sync pulses can be used to carry information, and are so used in the Teletext and Antiope systems. This portion of the video can be seen if the vertical hold control on the receiver is misadjusted slightly to roll down the picture. Nonblack portions visible in the bar displayed are test signals added at the transmitter. Note that this figure is not to scale, since more horizontal sync pulses actually appear during the vertical blanking time than are shown here.

Information Over Your FM Radio



Digicast and Digicasting are proprietary names protected by trademark laws.

Figure 2: Frequency assignments in an FM station's signal. Not all stations transmit both stereo and SCA (background music). Spaces between the various signals are required to allow separation and reduce mutual interference at the receiver.

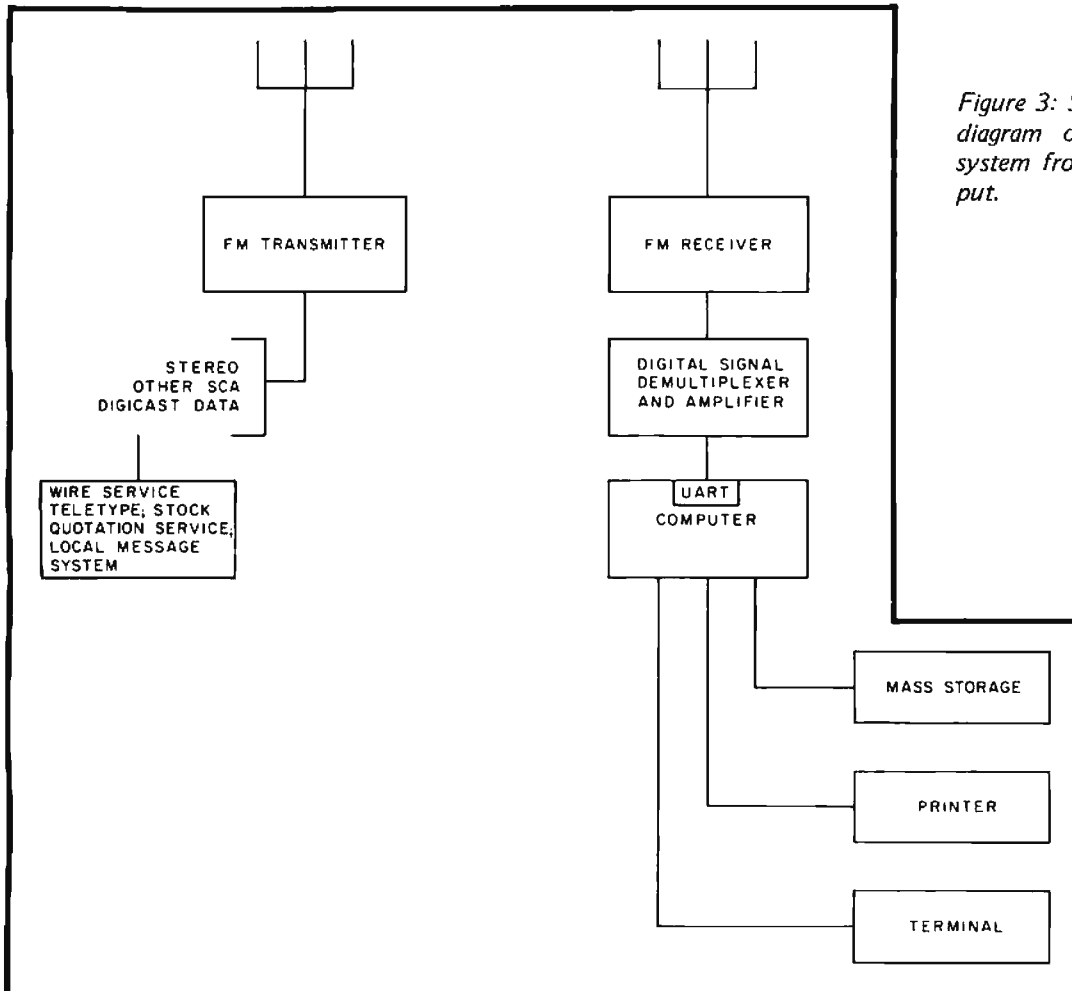


Figure 3: Simplified block diagram of the Digicast system from input to output.

phonic music. Reception would require the use of a wide bandwidth FM receiver with subcarrier output jacks to allow connection of the Digicast demultiplexer. This demultiplexer would be similar to a standard stereo demultiplexer, but with a different operating frequency and output voltage levels. The demultiplexed data would be fed into a computer via a standard Universal Asynchronous Receiver Transmitter (UART) circuit (see figure 3). Data rates of 4800 to 9600 bps are envisioned. The higher data rates may require the use of special fast rise time receivers.

Applications

Digicast is designed to allow serial read only access to large data bases. One such data base is the news. Used in the newscast mode, Digicast would provide high-speed transmission and reception of all the news in alphanumeric form. The computer at the receiving end would be programmed to select those items containing keywords of interest to its owner and to store or print them for later reading. A news transmission facility is simple to implement, since the news is received in machine intelligible form from the wire services (ie: UPI, AP, Reuters, etc). Software at the receiver can range from the simplest search and save program to complex artificial intelligence programs to correlate data and extrapolate stock market trends. (Stock market and commodities quotations are also available in machine readable form.) As the amount of news and information increases to the saturation point, a UHF television channel (6 MHz bandwidth) could be allocated for this purpose. A 6 MHz channel could handle a 6,000,000 bps data rate, spurring development of still faster microprocessors. An alternate approach to the problem of information saturation is to use additional FM stations in the area to handle additional data. Digicasting will reduce the amount of paper needed for newsprint, and reduce pollution levels. How much of your newspaper do you read? Once read, most newspaper becomes trash, adding to pollution.

Current Status

For Digicast to be a success technically, it must also be a financial success. An FM station can be equipped with the needed electronics for under \$10,000, and subscriptions to the service sold to the public

on a monthly basis. Specialized Digicast receivers could be mass-produced now for \$50, exclusive of the computer, related software and peripherals. To insure that no pirating of the broadcasts takes place, the data can be encrypted, with a new decrypting key being mailed to subscribers on a monthly basis.

Digicasting is being developed by the Digicast Project directed by Jim C Warren Jr, who has edited *Dr Dobb's Journal of Computer Calisthenics & Orthodontia*, and has also been the organizer of the West Coast Computer Faires. The project expects to have a Digicast facility operating in the San Francisco area by the end of 1979, but needs both technical and financial help. The project is currently financed by subscriptions to the *Intelligent Machine Journal*, which prints news and details of the project; you may offer technical help and buy subscriptions (\$18 a year) by writing to Jim C Warren Jr, 345 Swett Rd, Woodside CA 94062. ■

REFERENCES

1. "Bandwidth Requirements for FM," (no author cited), *Electronics World*, volume 80, number 3, September 1968, page 27.
2. Grob, Bernard, *Basic Television*, second edition, McGraw-Hill, New York, 1964, pages 68 and 108 thru 113. See this reference for frequency modulation terms and television signal waveforms.
3. Solomon, L, "Hidden TV Test Signals," *Electronics World*, volume 71, number 4, April 1964, page 34.
4. Warren, Jim C, *Computer*, IEEE Computer Society Journal, September 1978, page 97. A short biography of Mr Warren is provided on this page.
5. Warren, Jim C, "The Digicast Systems," *Dr Dobb's Journal of Computer Calisthenics & Orthodontia*, volume 3, number 9, October 1978.
6. "Will Video-Text Systems Travel Well?" (no author cited), *Electronics*, volume 51, number 19, September 1978, page 24. This is a very pessimistic editorial on Teletext and personal computing.
7. Winfree, Robert W, "SCA Background Music Multiplexer," *Electronics World*, volume 70, number 6, December 1963, page 42.

Write bug-free code faster in BASIC, FORTRAN, or COBOL with our unique software development system

Enjoy a bonus in better documentation and easier modification, too

Yes, you really can get flawless code faster, using the Stirling/Bekdorf™ system of software development tools with structured programming concepts. Not only does the system help prevent errors, it also helps you trap errors you do make, quickly.

Each tool is human-engineered to do its job better. Every step in the programming process, from initial logic design through print-out or display layout, flows more smoothly with the Stirling/Bekdorf system. Designed to make fullest use of structured programming concepts, our software development tools are human-engineered to reduce initial errors, improve de-bugging speed, and aid concept communication.

When you use "top-down" structured programming, the first part of our system to help you is the 78F2 Flowchartix™, no matter what language you're using. You use it first to lay out your original concept blocks. Then you use it to write a finely detailed flowchart quite smoothly.

54% more logic cells than other flowchart forms, so you get far more of your program on each page. Each Flowchartix has a full 77 logic cells, not just 50. This not only saves paper, but also makes your finished flowcharts easier to understand. By seeing up to 27 extra steps of your program on each page, you comprehend program flow more clearly. That's important while writing the flowchart, more important when you write actual code. It's also extremely helpful when you debug, and indispensable when you come back months or years later to modify your original work. 78F2's higher matrix count makes your flowcharts quicker to debug because there are fewer pages to search for errors. Fewer pages also save you money and storage space.

Unique matrix can show your loops AS loops. The 7 x 11 matrix gives you a central column to use for executive control logic, plus 3 columns on each side to describe loops and subroutines. In fact, these 3 columns on each side give plenty of room to write loops laid out visually as loops (sort of a squared circle). This makes loops and subroutines easier to recognize, because their form is readily apparent at a glance. Since they're easier to find, and may even be completed on a single page, they're also simpler to debug or modify.

Every matrix cell has a specific label to help you track branch points. Now it's far easier to follow your program from page to page, point to point. When you write program documentation, having a separate reference point for each cell makes your program much easier to describe clearly.

With Flowchartix, you don't need a shape template to draw remarkably regular logic symbols. Guides for the most-used logic symbols are right in each matrix cell. They help you draw most standard flowchart symbols entirely free-hand. With 78F2, your pencil can fly as fast as you can write, without interruption. When a flash of insight strikes, now you can keep your pen on paper, flowing rapidly from one step to the next without breaking to pick up a template.

78P4 Print-Out Designers are the next step. When you finish flowcharting, you're ready to lay out the printed reports your program will generate. This helps you focus your thinking on the end result to be produced from all your effort. Then when you begin to follow the flowchart to write actual code you'll be ready to blaze through the report generation segments right along with the sorts and computations.

Unique 70 x 160 matrix accommodates even proportional-spacing word processor formats. The 160-column width can handle practically any printer format. The 78P4 is big, 14½ x 22 inches, because we've scaled the cell size to human writing comfort,

not machine print. Each 78P4 character cell is 3mm wide by 5mm high, giving nearly twice the character-writing area of other printout design sheets. Special markings at columns 80, 96, and 132 show you the relative position of each printed character. Scaled page length arrows reference the last possible printed line for standard 8½" and 11" paper (for printers with 6 vertical lines per inch).

Special 5-column area records the program line number of the code which creates each printed line. This unique feature makes the control code much faster to debug and modify. It shows, at a glance, exactly which line of code creates each line of your report, saving hours of needless search time when you must make a change in the report format (and don't you always have to, sooner or later?).

Now you've done your flowcharting and planned the printed reports, you're ready to write the cleanest code you've ever created. And Stirling/Bekdorf's 78C1 Combination Coding/CRT Layouts will help you do it faster. If you're using separate coding forms and CRT layouts now, you'll really enjoy the improvements we've designed for you in the combination 78C1.

Every sheet gives you 2 form uses for the price of one. When display layout and line folding points aren't critical, use 78C1's full 28 line x 80 column grid area for regular program steps. Then for interactive or instructional sections, to plan display layouts simply keep your characters within the appropriate CRT indicator lines, and you'll automatically know where every character will show on your CRT screen.

Gives you 4 extra coding lines on every sheet. Full 28 line x 80 column coding capacity saves you 14 sheets out of every 100, compared to 24-line forms. 86 sheets hold more program steps than 100 sheets of any 24-line form, yet we offer full-size 6mm x 3mm grid blocks to give you comfortable writing room and visual space between lines.

Works with your CRT display, no matter what brand you own. Equipped for both 16 line x 64 column and 24 line x 80 column display formats, 78C1 is compatible with your video terminal.

Available in three separate versions (one for BASIC languages, one for FORTRAN, another for COBOL), the 78C1 is so powerful we include a 7-page instruction manual with every order, to help you discover every facet of its unmatched capabilities.

Every tool in the Stirling/Bekdorf system is surface-engineered to take both pen & pencil without blotching. Our tough, extra-heavy, 22# paper is pure enough to use with critical magnetic ink character readers, although you'll probably never use it that way. We use it because it gives crisp, sharp characters whether you write with pencil or plastic-tip pens.

Every part of our system uses eye-comfortable soft blue grids. All grid rulings, tints, and division rules are reproduced in a special shade of blue. We chose it because it's easy on your eyes, even after hours of continuous programming. If you write software as a professional programmer, you'll particularly appreciate the improvement over the green lines you've been writing on.

A 3-ring binder is one more of our secrets for your success. Every tool in the S/B system is designed to work together in a standard 3-ring binder. All your notes, logic concepts, flowcharts, code, CRT layouts, print-out designs, and documentation can be kept together, in order, in one place. This saves time every time you sit down to write. It also makes debugging and modification immensely simpler. By ensuring everything you create stays together, you assure you can find the area you need to modify when the time comes, whether it's next week or next year. You can readily recapture your original train of thought by scanning your flowcharts, then go directly to the area of code you need to alter. In fact, when you use our system to its fullest, even another programmer can quickly comprehend your original thinking, so he can help you make changes or extensions.

Order your supply of the world's most advanced software development tools, right now, before you hatch even one more bug. Ask your local computer store for Stirling/Bekdorf 78F2's, 78P4's, and 78C1's, or use the coupon below to get your supply.

YES! Please rush the programming aids indicated below:

78F2 Flowchartix

- 2 pads of 50 = \$7.90 + \$2.85 pkg & shpg
- 10 pads of 50 = \$34.35 + \$6.45 pkg & shpg

78P4 Print-Out Design Sheets

- 1 pad of 50 = \$7.45 + \$3.15 pkg & shpg
- 5 pads of 50 = \$32.10 + \$6.75 pkg & shpg

3-hole punched vinyl pockets for 78P4 Design Sheets

- set of 5 for \$2.65 + \$1.35 pkg & shpg
- set of 12 for \$5.00 + \$1.85 pkg & shpg

78C1 Combination Coding/CRT Layouts

All are the same price, but please check which language format you want.

- for BASIC for FORTRAN for COBOL

- 2 pads of 50 = \$6.35 + \$1.95 pkg & shpg
- 10 pads of 50 = \$26.85 + \$3.35 pkg & shpg

Texas residents please add 5.5% sales tax to base price. We ship UPS so P.O. Box address must give phone number. Prices shown for packing & shipping are U.S.A. only. International shipping rates are higher, write for details.

Sample of one sheet of each form + associated labels & literature. \$2.50

Charge to: Master Charge Visa exp. date _____

Card # _____

Enclosed is my check for \$ _____

Signature _____

Name _____

Address _____ Phone _____

City _____ State _____ Zip _____

Stirling/Bekdorf™

4407 Parkwood □ San Antonio, TX 78218 □ (512) 824-5643

b1

© 1978 Stirling/Bekdorf Div. of Blackman Mfg. Co., Inc.

Photo 1: The author's polyphonic music keyboard system, which allows more than one note to be played simultaneously. The scanning keyboard interface is just behind the 61 note manual in the foreground. The stand alone ASCII keyboard in front is dedicated to music related tasks, and, in conjunction with a video terminal (not shown), allows two easily distinguished levels of system control.



Polyphony Made Easy

Steven K Roberts
129 N Galt Av
Louisville KY 40206

Photos by Douglas Fowley

It was not long after the successful implementation of a hardware chromatic tone and envelope generator for my system that I began to wish for a method of playing music that would be somewhat less cumbersome than tune encoding with the ASCII keyboard. The ability to store a melody by defining all the notes and then allowing the computer to perform it was worthwhile, but without some technique for spontaneous interaction the system could hardly be called an instrument. A music keyboard was clearly called for.

I obtained a 61 note (5 octave) organ manual from the Kimball Organ Company for about \$75, and considered the interface task in depth. Among the primary performance specifications for the design were:

- Polyphonic capability (not limited to single notes)
- Undiscernible response delay
- Very low processor overhead

The last of these requirements precluded the

use of a software scan, which would have reduced hardware to its simplest form, and the need for polyphony called for either a bit map interface or a multiplexer with its own memory. To simplify the software as much as possible, the latter approach was selected.

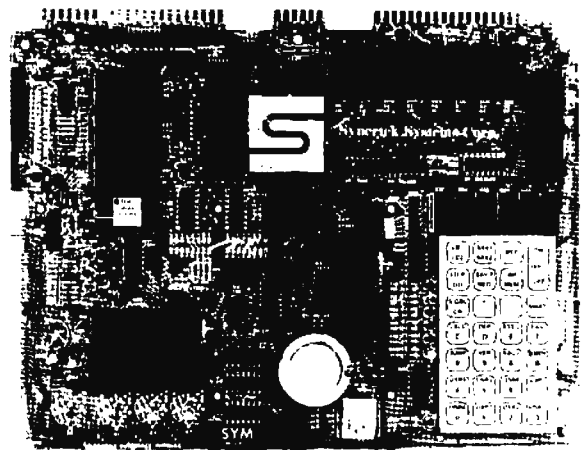
A note should be inserted here about the touchy subject of software simplification. An argument frequently heard in the world of the microprocessor is that *everything* should be done with the program. If the processor in question is a dedicated controller, then by all means, all the work that can be reasonably handled by the program should be so assigned. However if the processor is at a higher level of system abstraction, it may be more efficient to delegate certain repetitive tasks either to hardware or to another microcomputer. There is no convenient generalization defining the tradeoff, but in cases where software complexity gets out of hand due to the presence of a fairly mundane but demanding task, some parallelism is usually called for. In the specific

SYM-1, 6502-BASED MICROCOMPUTER

- FULLY-ASSEMBLED AND COMPLETELY INTEGRATED SYSTEM that's ready-to-use
- ALL LSI IC'S ARE IN SOCKETS
- 28 DOUBLE-FUNCTION KEYPAD INCLUDING UP TO 24 "SPECIAL" FUNCTIONS
- EASY-TO-VIEW 6-DIGIT HEX LED DISPLAY
- KIM-1* HARDWARE COMPATIBILITY

The powerful 6502 8-Bit MICROPROCESSOR whose advanced architectural features have made it one of the largest selling "micros" on the market today.

- THREE ON-BOARD PROGRAMMABLE INTERVAL TIMERS available to the user, expandable to five on-board.
- 4K BYTE ROM RESIDENT MONITOR and Operating Programs.
- Single 5 Volt power supply is all that is required.
- 1K BYTES OF 2114 STATIC RAM onboard with sockets provided for immediate expansion to 4K bytes onboard, with total memory expansion to 65, 536 bytes.
- USER PROM/ROM: The system is equipped with 3 PROM/ROM expansion sockets for 2316/2332 ROMs or 2716 EPROMs
- ENHANCED SOFTWARE with simplified user interface
- STANDARD INTERFACES INCLUDE:
 - Audio Cassette Recorder Interface with Remote Control (Two modes: 135 Baud KIM-1* compatible, Hi-Speed 1500 Baud)
 - Full duplex 20mA Teletype Interface
 - System Expansion Bus Interface
 - TV Controller Board Interface
 - CRT Compatible Interface (RS-232)
- APPLICATION PORT: 15 Bi-directional TTL Lines for user applications with expansion capability for added lines
- EXPANSION PORT FOR ADD-ON MODULES (51 I/O Lines included in the basic system)
- SEPARATE POWER SUPPLY connector for easy disconnect of the d-c power
- AUDIBLE RESPONSE KEYPAD



Synertek has enhanced KIM-1* software as well as the hardware. The software has simplified the user interface. The basic SYM-1 system is programmed in machine language. Monitor status is easily accessible, and the monitor gives the keypad user the same full functional capability of the TTY user. The SYM-1 has everything the KIM-1* has to offer, plus so much more that we cannot begin to tell you here. So, if you want to know more, the SYM-1 User Manual is available, separately.

SYM-1 Complete w/manuals	\$269.00
SYM-1 User Manual Only	7.00
SYM-1 Expansion Kit	75.00

Expansion includes 3K of 2114 RAM chips and 1-6522 I/O chip.

SYM-1 Manuals: The well organized documentation package is complete and easy-to-understand.

SYM-1 CAN GROW AS YOU GROW. Its the system to BUILD-ON. Expansion features that are soon to be offered:

8K Basic ROM	\$159.00
TV Interface Board	349.00

QUALITY EXPANSION BOARDS DESIGNED SPECIFICALLY FOR KIM-1, SYM-1 & AIM 65

These boards are set up for use with a regulated power supply such as the one below, but, provisions have been made so that you can add onboard regulators for use with an unregulated power supply. But, because of unreliability, we do not recommend the use of onboard regulators. All I.C.'s are socketed for ease of maintenance. All boards carry full 90-day warranty.

All products that we manufacture are designed to meet or exceed industrial standards. All components are first quality and meet full manufacturer's specifications. All this and an extended burn-in is done to reduce the normal percentage of field failures by up to 75%. To you, this means the chance of inconvenience and lost time due to a failure is very rare; but, if it should happen, we guarantee a turn-around time of less than forty-eight hours for repair.

Our money back guarantee: If, for any reason you wish to return any board that you have purchased directly from us within ten (10) days after receipt, complete, in original condition, and in original shipping carton; we will give you a complete credit or refund less a \$10.00 restocking charge per board.

VAK-1 8-SLOT MOTHERBOARD

This motherboard uses the KIM-4* bus structure. It provides eight (8) expansion board sockets with rigid card cage. Separate jacks for audio cassette, TTY and power supply are provided. Fully buffered bus.

VAK-1 Motherboard **\$129.00**

VAK-2/4 16K STATIC RAM BOARD

This board using 2114 RAMs is configured in two (2) separately addressable 8K blocks with individual write-protect switches.

VAK-2 16K RAM Board with only **\$239.00**

8K of RAM (1/2 populated)

VAK-3 Complete set of chips to **\$175.00**

expand above board to 16K

VAK-4 Fully populated 16K RAM **\$379.00**

VAK-5 2708 EPROM PROGRAMMER

This board requires a +5 VDC and ± 12 VDC, but has a DC to DC

multiplier so there is no need for an additional power supply. All software is resident in on-board ROM, and has a zero-insertion socket.

VAK-5 2708 EPROM Programmer **\$269.00**

VAK-6 EPROM BOARD

This board will hold 8K of 2708 or 2758, or 16K of 2716 or 2516 EPROMs. EPROMs not included.

VAK-6 EPROM Board **\$129.00**

VAK-7 COMPLETE FLOPPY-DISK SYSTEM (Feb. '79)

VAK-8 PROTOTYPING BOARD

This board allows you to create your own interfaces to plug into the motherboard. Etched circuitry is provided for regulators, address and data bus drivers; with a large area for either wire-wrapped or soldered IC circuitry.

VAK-8 Prototyping Board **\$49.00**

POWER SUPPLIES

ALL POWER SUPPLIES are totally enclosed with grounded enclosures for safety, AC power cord, and carry a full 2-year warranty.

FULL SYSTEM POWER SUPPLY

This power supply will handle a microcomputer and up to 65K of our VAK-4 RAM. ADDITIONAL FEATURES ARE: Over voltage Protection on 5 volts, fused, AC on/off switch. Equivalent to units selling for \$225.00 or more.

Provides +5 VDC @ 10 Amps & +12 VDC @ 1 Amp

VAK-EPS Power Supply **\$125.00**

*KIM is a product of MOS Technology

KIM-1* Custom P.S. provides 5 VDC @ 1.2 Amps and +12 VDC @ .1 Amps

KCP-1 Power Supply **\$41.50**

SYM-1 Custom P.S. provides 5 VDC @ 1.4 Amps

VCP-1 Power Supply **\$41.50**



2967 W. Fairmount Avenue
Phoenix AZ. 85017
(602)265-7564



Prices in effect Nov. '78

An Assortment of Solutions



for your Resolutions

ARTIFICIAL INTELLIGENCE by Patrick Henry Winston

This book is designed for use in a course on artificial intelligence, but should prove invaluable to the newcomer to the topic, as well as being useful to the experienced as a reference text. Part One is set up to be used as an introduction to the key ideas of the subject, including the basics of elementary representation, symbolic constraint exploitation, search, and control. In addition, understanding natural language, representing common sense meaning, computer vision, and expert problem solving are covered. Part Two covers the programming language LISP, its organization and uses. Profusely illustrated. 444 pp. Only \$10.00 hardcover.

HOW TO REPAIR VIDEO GAMES by Robert Goodman

A 270-page service/repair manual containing information on products sold by manufacturers of electronic home video games and pinball machines. Each chapter of the manual, is devoted to an individual manufacturer's equipment. Some manufacturers covered are equipment manufacturers while others produce game chips only. The three game chip manufacturers are General Instrument, Texas Instrument and National Semiconductor, while equipment manufacturers include Magnavox, Atari, Radio Shack, RCA and Midway. \$7.95.

INTRODUCTION TO PERSONAL AND BUSINESS COMPUTING by Rodney Zaks

This text is designed for both the novice and the user seeking to expand his/her knowledge in the microcomputer field. A comprehensive introduction to concepts, peripherals, and techniques, this book serves well as an educational text. 245 pp. Only \$6.95.

PROGRAMMING THE 6800 MICROPROCESSOR by Bob Southern

This self-instruction workbook is a guide to the fundamentals of assembly language and machine code programming of the 6800 microprocessor and its peripheral devices. Considerable coverage is given to programming of input and output devices. The asynchronous communications interface adapter, each with their various modes of operations, are explored in detail in both noninterrupt and interrupt modes. Program design and documentation are emphasized along with programming hints and aids. 270 pp. \$12.95.

SMALL COMPUTER SYSTEMS HANDBOOK by Sol Libes

This is an introductory text for those with a minimal knowledge of electronics who are interested in microcomputers as a hobby. The author explains microcomputer concepts from number systems and logic circuits to programming languages and applications with the emphasis on practical knowledge. 197 pp. \$8.45.

SOCIAL EFFECTS OF COMPUTER USE AND MISUSE by Adams/Hayden

Most of us have come to accept the presence of computers in our lives. Their effect on society as a whole is worthy of careful consideration. This book surveys the evolution of computers, their application, and the social, economic and philosophical implications of their increasing use. 326 pp. \$10.00.

STANDARD DICTIONARY OF COMPUTERS AND INFORMATION PROCESSING by Martin H Weik

This is a very complete, fully cross-referenced dictionary. It goes a step farther in that it includes full explanations, practical examples, many pertinent illustrations, and supplementary information for over 12,500 hardware and software terms. It cross-references the terms to other closely related concepts, and appended to each definition, as the need arises, are explanations, tutorial information, examples, usage areas, and cross-references for further clarification of concepts and meanings. 390 pp. \$16.95 hardcover.

WIRED SOCIETY by James Martin

This is a fascinating and not-too distant account of what the future might be like, changed by the new telecommunications technology. Prefacing his discussions with historical as well as contemporary references, Martin lures the reader into an impending technical revolution, which will change corporations, change government, and changes the lives of everybody. \$12.95 hardcover.

For your convenience in ordering, please use this page plus the order form on page 99. You may photocopy this page.

DIAL YOUR CHARGE CARD ORDERS TOLL FREE (800) 258-5477.

BITS™ inc Books to erase the impossible
POB 428, 25 Route 101 West
Peterborough, NH 03458






Photo 2: Keyboard interface hardware. The circuit fits perfectly onto a Robinson-Nugent 30 socket wire wrap panel. It could just as easily be implemented on an S-100 card if there is no objection to the wire bundle. Any combination of simultaneous key depressions and releases on the musical keyboards, at any practical speed, will result in a series of asynchronous "change of state" notices to the processor, which remains ignorant of interface function at all other times. The software maintains a list of keys currently depressed and deals with them appropriately. A simple handshaking scheme makes the interface synchronous with the host computer.




Photo 3: Underside of organ manual. The resistor-capacitor networks shown are used with each key for noise reduction. The wire bundle exiting at the bottom terminates in the interface's edge connector.

case of the music system, keyboard scanning and envelope generation can impose such a burden that the ability to *simultaneously do* complex real time data manipulation is lost.

Thus, optimization of the keyboard interface design was undertaken with the system considerations given uppermost priority, and the result is shown in figure 1. The 61 key switches of the manual are scanned completely every 5 ms, and with each step of the scan the position of the presently addressed key is compared with its last known position, which is stored in a 256 by 1 memory segment. If there is no difference, the scan proceeds, but if the key has changed state, the processor is interrupted with the binary value of the key in question along with a direction bit, and the corresponding memory location is changed to reflect the new status of the keyboard. The scan is suspended until the information is accepted by the computer. In this fashion, any combination of simultaneous key depressions and releases, at any practical speed, will result in a series of asynchronous "change of state" notices to the processor, which remains ignorant of interface function at all other times. The software maintains a list of keys currently depressed, and deals with them appropriately.

Action of the scanning interface is synchronized with the host computer by means of a simple handshaking scheme: when a change of state is detected, the data available signal appears (this may be treated as an interrupt or polled periodically, depending upon available time). It is then the processor's job to read the input port upon which the 6 bit key code and the direction bit appear, whereupon the acknowledge signal is created by the port strobe, allowing the scan to continue. It is important to note that the scan stops whenever a change is encountered (awaiting processor intervention) because ultimate keyboard servicing time is then largely a function of the support software. In the unlikely event that a user of this system chooses to implement such real time functions in BASIC, it will be found that a forearm laid in jest upon the keyboard results in a sweep up the musical scale lasting on the order of a second. In a more realistic situation (assembler level coding) the delay is unnoticeable.

Construction, of course, should follow the usual procedures required of random logic interfacing. Cables between the board and the processor should be kept short, with intervening grounds between the handshake lines. The keyboard shown in photo 1 consists of simple normally-open contacts; their noise is filtered by the resistor-capacitor (RC)

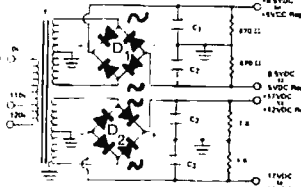
networks shown in the schematic. Any remaining bounce may be trimmed out by adjusting the clock rate, which is nominally 12.5 kHz. There is one light emitting diode (LED) on the board to provide a visual check of operation: "Key In Progress" is lit between the data available signal and the acknowledgment signal.

The circuit concept is directly expandable to accommodate many more inputs, with the memory and counter capable of addressing up to 256 points. This interface concept would be quite at home in many industrial control environments, as well as anywhere a large number of contact closures must be observed.

In the music system shown in photo 1, the keyboard interface has provided the much needed flexibility in the interactive utilization of the instrument. The "feel" is not unlike that of a standard electronic organ, and with the available processing horsepower taken into consideration, the unit is a composer's delight. From teaching applications (where the human must correctly repeat "by ear" a computer generated phrase) to the support of creative effort, an efficiently integrated polyphonic keyboard is an essential link between artist and computer. ■

Build Your Own Low Cost S-100 Bus Micro-Computer POWER SUPPLIES

**Unregulated Output: $\pm 8.5\text{VDC}$ & $\pm 17\text{VDC}$
With Heavy Currents: 15 Amp or 25 Amp @ + 8.5VDC**



BRIDGE RECT.:
D1: 35 Amp. 50piv \$ 3.75
D2: 4 Amp. 50piv \$ 1.95

COMPUTER CAPS:
C1: 100,000UF, 15V \$ 9.50
C1: 52,000UF, 15V \$ 4.75
C2: 6,000UF, 50V \$ 2.50

TRANSFORMERS:
T₁: Supplies + 8.5V/15A, - 8.5V/2A & $\pm 17\text{V}/2\text{A}$ \$17.50
SIZE: 33/8"(L) x 4"(W) x 23/16"(H), mtg. bracket incl.
T₂: Supplies + 8.5V/25A, - 8.5V/3A & $\pm 17\text{V}/3\text{A}$ \$22.50
SIZE: 33/4"(L) x 4 1/8"(W) x 3 1/8"(H), mtg. bracket incl.

POWER SUPPLY KITS: Dimensions: 13"(L) x 5"(W) x 4 7/8"(H)
KIT "A": Output: + 8.5V/25A, - 8.5V/3A & $\pm 17\text{V}/3\text{A}$ \$57.50
Incl. trans. T₂, C₁, (100,000UF), 3XC₂(6000UF), D₁, D₂, 4x resis., fuse, holder, barrier strip, alum. chases plate & all nece. mtg. parts. 3 hrs. assy. time & instructions incl.

KIT "B": Output: + 8.5V/15A, - 8.5V/2A & $\pm 17\text{V}/2\text{A}$ \$47.50
All parts same as kit A, except trans. T₁ & C₁ (52,000UF)

SHIPPING: \$4.75 per transformer. For each kit: \$5.00 in Calif., \$7.00 for all other states. Calif. residents add 6% sales tax. Master Charge/B of A, OEM are available.

SUNNY INTERNATIONAL

MAIL ORDER:
P.O. Box 4296
Torrance, Ca. 90510

STORE:
7245 E. Alondra Blvd.
Paramount, Ca. 90723
STORE HOURS: 9 AM-6 PM

PHONE: (213) 633-8327, 530-3732

CBASIC Is Better

Take CBASIC—the best **Business BASIC**.
Make it faster, easier to use,
and more flexible, and you have

CBASIC-2

New features that enhance CBASIC's value as the best buy in Business BASIC:

CHAINING to pass control from program to program;
INTEGER VARIABLES allow fast computation in 16-bit binary arithmetic; **MULTIPLE LINE FUNCTIONS** allow easier, more structured coding; **XREF** produces a cross-reference dictionary of variables; **SAVEMEM** reserves memory space and loads subroutines; **SADDX** returns absolute address of strings; **CONSTAT%** reports console status; **UCASE\$** converts a string to upper case; **COMMAND\$** returns contents of command line; plus **CONCHAR%**, **%JECT**, **FILE BUFFERING**, **%PAGE**, and more.

Special Introductory Price: \$89.95

SSG CBASIC version one owners can update for only: **\$49.95**
(send registration # when ordering)

Other vendors sell CBASIC.
But how many back up their customers when software is updated? We do.

For information, or to order, contact:

Structured Systems Group
INCORPORATED
5208 CLAREMONT AVENUE
OAKLAND, CALIFORNIA 94618
(415) 547-1567

ONLY PROGRAMMERS SHOULD BE ALLOWED TO SORT!

Isn't that ridiculous? They're your files, your information and your needs. Take control of them now with

SORT-80

available separately (for only \$95.00) or as part of FMS-80, the only fully integrated microcomputer File Management System. From initial file definition through selective report generation, FMS-80 takes you every step of the way *interactively*.

Also ask about REMOTE-80 Intelligent Terminal Software; SCREEN DESIGNER—interactively create and utilize video forms; and MLU—the complete Mailing List Utility. All run under any CP/M-based system (IMDOS, CDOS, etc.). BASIC interfaces implemented for most through CALL, and all have unique benefits.

DEALERS: Have we got a deal for you! Liberal discounts and painless evaluation packages—we're waiting to hear from you.

COMPUTERS PLUS, INC.
678 S. Pickett St.
Alexandria, VA 22304. (703) 751-5656

Grandmaster Walter Browne

John R Douglas
25 Cannon Dr
Elk River MN 55330

versus Chess 4.6

About the Author

J R Douglas has had a professional interest in computers since 1959. For the past ten years, he has been a designer of "larger and larger" computers for Control Data Corp. He and David Cahlander (also with CDC) act as operators of the data communications system on those occasions when Chess 4.6 plays in competition. They also assist in interfacing the Chess program to the operating system and in maintaining the opening book data base.

The organizers of Minnesota's Twin Cities Open invited Northwestern's Chess 4.6 and Control Data's CYBER 176 to take part. Since this World Champion computer system had not been tested in open human competition, its programmers readily accepted the invitation. With a rating of 1936, Chess 4.6 was seeded number one in the 5 round Swiss system tournament, perhaps the first time a computer has been accorded that position.

A new electronic chessboard was used for the first time. The microprocessor which controls the board senses the opponent's moves magnetically, transmits the move in algebraic notation via telephone to CYBER 176, and then indicates CYBER 176's responses by illuminating small lights on the square of the piece to be moved and on the one to which it is to go. Chesstor, as this device is called, also senses the hitting of the chess clock and thus keeps track of the time used.

Chess 4.6 did very well in this event, wrapping up first place in four rounds and finishing the tournament with a perfect 5-0 result. The 30 to 35 points gained brought its rating close to the elusive Expert barrier. This win carried with it an invitation to enter US Champion Walter Browne's simultaneous exhibition.

A large crowd gathered to listen to Grandmaster Browne's lecture and to watch his 44 board simultaneous exhibition. Asked his opinion of computer chess, Browne replied that he did not mind their slow style of play. Browne invited wagers on his computer game and was surprised to find takers in the audience. Later he declined the side bets, saying that although he would win, the time he spent at the computer's board would not be fair to the other players.

Grandmaster Browne's 1978 tour had thus far produced an amazing winning streak, with only two losses and six draws in 17 exhibitions. As this exhibition began, everyone was amazed at Browne's pace around the first six circuits; he barely paused at each board before responding to the posi-

tion before him. He certainly did not seem concerned about the computer's Benoni opening, which requires sharp and exact play. (Later Browne acknowledged that he should have spent more time with this opening.) Browne did, however, appear to be perplexed by the computer's advantage out of the opening, and this put an end to his making blitz mode moves at the computer's table. Here is the way the game went.

Benoni Defense

White: W Browne Black: Chess 4.6

1 P-Q4 N-KB3 2 P-QB4 P-B4 3 N-KB3
PxP 4 NxP P-K4

Chess 4.6 tends toward sharp opening play.

5 N-N5

Walter Browne tends toward sharp opening play.

5 . . . B-B4

Chess 4.6 has been modified for this event to allow the operator to wait until the visiting Grandmaster arrives before requesting the computer's move. This gives the system maximum time for computation.

6 QN-B3 Castles

Browne's Knight move brings 4.6 out of the opening book. At this point Chess 4.6 has used two minutes and Walter Browne has hardly broken stride as he passed. But now the skid marks in front of the electronic chessboard are added to each time Browne passes by.

7 P-K3 P-Q3 8 B-K2 P-QR3

The chessboard seems to flicker with electronic pride as the machine's estimate of its advantage climbs to more than one half pawn — more than one half a Grandmaster's pawn.

9 N-R3 N-B3

Browne's charming wife spent a lot of time watching the computer and was dismayed as with each successive move the computer's evaluation routine gave a stronger and stronger procomputer assessment of the position.

10 N-B2 B-B4

Chess 4.6 is predicting Browne's moves with impressive accuracy, and it gets about four minutes per move in which to thwart Browne's design for the game.

11 0-0

4.6 expected N-Q5

11 . . . Q-Q2

Still retaining a one half pawn lead and expecting 12 B-Q3 P-KR4 13 N-Q5 N-KN5 14 P-K4.

12 P-QN3 K-R1 13 B-N2 R-KN1

4.6 is having trouble finding something to improve the position. It predicts 14 Q-Q2 P-R3 15 QR-Q1 N-K5 16 NxN BxN.

14 N-R4 B-R2

4.6's position seems solid now.

15 B-R3 P-R3 16 R-B1

[Not 16 BxP? BxN . . . Burt Hochberg]

16 . . . QR-Q1 (expecting Q-Q2) 17 N-N4 NxN 18 BxN

All anticipated by 4.6; at this point the 4.6 corner fell prey to a bit of mild panic and requested the next move about three minutes before Browne was due back at the board. The new electronic chessboard seemed not to have sensed the previous move (which indeed it had), and in the flurry of the operations following, Chess 4.6 committed its only error.

18 . . . Q-B2

There may be a stronger move.

Copyright 1978 by J R Douglas. Reprinted from *Chess Life and Review* by permission.

GLOSSARY

Algebraic notation: a system of recording chess moves characterized by the assignment of the letters a thru h to the files (columns of squares) and the numbers 1 thru 8 to the ranks (rows of squares) done from the point of view of the player with the White pieces. Usually certain abbreviations are employed. The World Chess Federation (FIDE) strongly endorses the use of algebraic notation (see "descriptive notation").

Annotations of ! or ?: represent someone's opinion of the quality of the move. The exclamation point shows a good move; the question mark shows a poor move.

Benoni opening: the name given to the particular set of opening moves which are played in this game. It is a forceful defense by Black which often leads to great tactical display. It was first studied by Reinganun of Frankfort in 1825, and was a favorite defense of two World Chess Champions, Alekhine and Tal.

Blitz move: a move made very quickly.

Chess clock: a device used to put a time limit on a chess game. It is a mechanism with two clock movements and faces, one for each player. When a player makes a move, he or she presses one of two buttons on the top of the clock which starts the opponent's clock movement and stops his or her own. In tournaments a player must make a prescribed number of moves in a limited timespan.

Descriptive notation: the traditional system of recording the moves of a chess game, used in this article. A file is named after the piece positioned on it at the start of the game. The ranks are denoted numerically from the point of view of the player having the move.

Expert class: the class of chess player who has a tournament rating of somewhat over 2000 points. As a comparison, the average rating for all members of the United States Chess Federation is around 1300.

Kingside attack: an aggression on the side of the

board on which the Kings were positioned at the start of the game.

Pawn up: to have a material advantage of one pawn or its equivalent, or to have a positional advantage of the same value. Under most circumstances, the advantage of one pawn is sufficient for victory.

Piece up: similar to, but better than, being a pawn up; usually leading to certain victory.

Ratings: a guide to the ability of a chessplayer, based on historical data of performance in over-the-board competition in rated chess tournaments. The system most commonly in use was invented by Dr Arpad Elo. A player gains rating points by winning a tournament game, and loses points by losing a game. The effect of a draw on a rating depends on the difference in rating between the two players in the drawn game. A lower rated player achieving a draw with a higher rated player will gain points, while the higher rated player will in all probability lose points.

Sharp play: playing moves which are likely to lead to great tactical display.

Simultaneous exhibition: an event in which a very strong chess player engages in competition against many weaker opponents in many separate games.

Swiss system tournament: a popular type of chess tournament in the United States. It is usually conducted as follows: in the first round, the players are ordered according to their ratings. Then the top player in the upper half is paired against the top player in the lower half, and so on down to the bottom player in each half. For each game, each player is given one point for a win, one half point for a draw, and zero for a loss. In the second and later rounds players are paired according to the following ordered general principles:

1. A player must not be paired with any other player more than once.
2. Players with equal scores after each round must be paired as much as possible.
3. Colors are assigned by the director of the tournament as equitably as possible.

The program Chess 4.6 was written by David Slate and Larry Atkin of Northwestern University. The *Chesstor* electronic chessboard was constructed by David Cahlander of Control Data Corp.

19 Q-K1

Now 4.6 is only one quarter pawn up, but it thinks 19 Q-Q2 would have been more to the point.

19 . . . B-B4 20 B-KB3 B-Q6

One half pawn up again. Computer fans could relax a bit. Both 4.6 and Browne see the next four moves now. Browne spends a lot of time at our table. Mrs Browne spends a lot of time warning Walter that he should spend a lot of time at our table. She asked how much the machine cost and was told several million dollars. She told Walter that the machine said it had the advantage. Browne was not impressed, although he did start to thump the pieces and our clock as he passed. After a lengthy stay at the board he played.

21 BxB Px B 22 B-K2 B-B4 23 P-B3 P-K5 24 P-B4 B-Q2 25 N-B3 Q-R4

Now the visting master stops, does a double step, smiles: he's got this thing now. The Queen is out of play. Browne begins a Kingside attack, smiles at the spectators, savors his move.

26 Q-R4

Thump, smile. It's lucky that the electronic board can only sense the position of the piece and not the force with which it is moved, for Browne's forceful play intimidates the spectators.

26 . . . B-B3

For the next four moves, 4.6 must find defensive resources that are not obvious to those in attendance, and predictions of an early end to the game begin.

27 R-QB2

4.6 expected P-KN4.

27 . . . P-QN4

Can Browne be distracted?

28 P-KN4

Doesn't look like he is.

28 . . . P-N5 29 N-Q1 R-Q3

Now everyone sees the defense. 4.6 expects 30 P-N5 N-R2 31 N-B2 KR-Q1 32 B-N4 Q-N3 33 B-B5. Browne plays.

30 N-B2 R/1-Q1

If 4.6 survives, the Grandmaster is not

going to like what's happening on the Queen file.

31 R-Q1 RxRch 32 BxR

Small thump, walk away, stop, look back, frown.

32 . . . R-Q3

At this point the clocks show two hours 44 minutes for 4.6 and 22 minutes for Grandmaster Browne.

33 Q-N3 Q-Q1

4.6 correctly projects Browne's game for the next 11 moves.

34 R-B1

Now Browne is defending. Things are not going well at some of the other boards, either, but it is here that Browne spends most of his time.

34 . . . R-Q7

What a nice place for one's Rook.

35 P-N5

4.6 had been expecting this much earlier.

35 . . . PxP 36 PxP N-R2 37 P-N6 PxP

We are a whole pawn up!

38 QxP Q-R5!

Now things start to liven up. Browne looks unnerved and spends a long time on his next move. He gets into trouble at the next board, too. Here he finds:

39 Q-B5 B-Q2

4.6's backers find happiness and will admit that they just may have moved the piece more slowly and punched the clock more vigorously than was necessary, so much so that Browne remarked, with just a hint of a smile, "It is not allowed for the computer

Table 1: The score (record of moves) of the simultaneous exhibition game between Grandmaster Walter Browne and the computer program Chess 4.6, duplicated here in convenient table form. The notation here is algebraic, as opposed to the descriptive notation which is used in the article text. In this type of notation, the colon (:) indicates a capture and the plus sign (+) indicates check. Moves given as square designations alone are pawn moves.

1.	d4	Nf6	33.	Qg3	Qd8
2.	c4	c5	34.	Rc1	Rd2
3.	Nf3	c:d	35.	g5	h:g
4.	N:d4	e5	36.	f:g	Nh7
5.	Nb5	Bc5	37.	g6	f:g
6.	N/1c3	0-0	38.	Q: g6	Qh4
7.	e3	d6	39.	Qf5	Bd7
8.	Be2	a6	40.	Qf4	Q: f4
9.	Na3	Nc6	41.	e: f	e3
10.	Nc2	Bf5	42.	Ne4	e2
11.	0-0	Qd7	43.	B: e2	R: e2
12.	b3	Kh8	44.	N: c5	Bc8
13.	Bb2	Rg8	45.	Rd1	Re8
14.	Na4	Ba7	46.	a3	b: a
15.	Ba3	h6	47.	Ra1	g5
16.	Rc1	R/ a d8	48.	f: g	Re5
17.	Nb4	N: b4	49.	b4	a5
18.	B: b4	Qc7	50.	Nd3	R: g5+
19.	Qe1	Bc5	51.	Kf2	a: b
20.	Bf3	Bd3	52.	N: b4	Ra5
21.	B: c5	d: c	53.	Ke3	Be6
22.	Be2	Bf5	54.	Kd4	Ng5
23.	f3	e4	55.	Nc2	a2
24.	f4	Bd7	56.	Nb4	Ra4
25.	Nc3	Qa5	57.	Kc5	Ne4+
26.	Qh4	Bc6	58.	Kb5	Bd7+
27.	Rc2	b5	59.	Nc6	Nc3+
28.	g4	b4	60.	Kc5	B: c6
29.	Nd1	Rd6	61.	K: c6	R: c4+
30.	Nf2	R/ g d8	62.	Kd6	Rd4+
31.	Rd1	R: d1+	63.	Ke5	Rd1
32.	B: d1	Rd6	64.	resigns	

Everything you always wanted to plug into your PET, APPLE or TRS-80*

HARDWARE

DOUBLE DENSITY DISK STORAGE FOR THE TRS-80

(220% capacity of Radio Shack's)

TRS-80 owners can now increase their on-line mass storage capacity to 200K bytes. How? By using the 77 track Micropolis model 1033-II dual drives. Cost: only \$1195 for two drives.

How does it work? By writing on 77 tracks (instead of the conventional 35) with precision head positioning. How do I use it? Microtronix provides you with a special program to let your TRS-80 DOS know there are extra tracks. This program was written especially for Microtronix by Randy Cook, author of TRS-80 DOS. Will the double density disk work with my Radio Shack drives? Yes, except of course for copying an entire 77 track disk to a 35 track drive.

FORTRAN IV FOR THE TRS-80! Finally, for high speed calculations on your micro, MICROSOFT's FORTRAN can speed up those computation-bound programs. Complete package includes compiler, relocatable assembler, text editor, and linking loader. Only \$325. Also available for CP/M S-100 based systems.



PRINTERS: Microtronix has the best selection for any budget, \$400 to \$4000. Call for details.

SOFTWARE

TRS-80

DATA MANAGEMENT/REPORT GENERATOR- easily formats disk files, allows entry, edit, delete, & list of records; and retrieves data for display or calculation on screen or printer.....\$200.
ELECTRIC PENCIL- powerful word processor allows full cursor movement, insert/delete, strings search, block movement, adjustable line length, justification.....\$99.95
LOWER CASE MOD KIT FOR ABOVE.....\$12.
DISK BASED WORD PROCESSING PACKAGE.....\$124.95
RSM-2D DISK MONITOR- powerful system manipulates disk data, has Z-80 breakpoint routine.....\$29.95
ESP-1 EDITOR/ASSEMBLER.....\$29.95
RSM-1S MACH. LANGUAGE MONITOR- tape base.\$23.95
BCV DISK CONVERSION UTILITY- use with TAPEDISK utility to save system tapes on disk (i.e. Pencil).....\$9.95
UTILITY PACK 1- a) Libloader merges from tape; b) Renumber (spec. mem. size); c) Statement analysis for debugging....\$9.95 ea, all 3 for \$24.95
SARGON CHESS- 16K lv II- the 1978 champ...\$19.95
MICROCHESS 1.5 by Jennings- 4K any lev...\$19.95
GAMES- an assortment is available for \$5.95 each- write or call for list.
MAZE- random maze on the TRS-80, graphics.\$14.95
 Ask about our **COMPLETE BUSINESS SYSTEM**

PET

JOYSTICK PACKAGE- complete with connector, software, instructiond...\$39.95 single, \$59.90 dual.
MICROCHESS 2.0 by Jennings.....\$19.95
ASTROLOGY/NATAL PACKAGE sophisticated chart computation with PET graphics.....\$14.95
SUBS- best graphics yet- drop depth charges on the subs below you and rack up points. Complete adjustability for many game variations...\$19.95
SUPER MAZE- 2 games in 1! Tunnel vision lets you travel through the maze in perspective with graphics, also kat'n'mouse chase...\$19.95
74 COMMON BASIC PROGRAMS on 1 tape!.....\$10.
 19 different games at \$9.95-uf- call for info.

microtronix

**TOLL FREE
MICROLINE for:
Orders, TRS-80
Tech. Newsletter
Info, free catalogue
800-523-4550
In PA & CAN
(215) 665-1112**

Cash prices shown. Major credit cards accepted.
Minimum shipping \$2.50. Pa. residents add 6%.

Post Office Box Q, Dept. B, Philadelphia, PA 19105

to play psychologically." 4.6 correctly projects Browne's next seven moves.

40 Q-B4 QxQ 41 PxQ P-K6

World Champion 4.6 admonishes US Champion Browne to be careful. Grandmaster Browne admonishes 4.6 not to be overconfident.

42 N-K4 P-K7!

Forcing the exchange of a Bishop for two pawns.

43 BxP RxB 44 NxP B-B1 45 R-Q1 R-K1

Browne now finds a move to make the endgame playable. 4.6 did not anticipate this continuation.

46 P-QR3 PxP

Greedy, but what else?

47 R-R1 P-N4 48 PxB R-K4

Expecting N-R4.

49 P-N4 P-R4

It's a whole piece up.

50 N-Q3 RxPch 51 K-B2 PxP 52 NxP R-QR4 53 K-K3 B-K3 54 K-Q4 N-N4

Expecting 55 N-B6 R-KB4 56 N-Q8 R-B5.

55 N-B2

Browne offers a draw. The computer's corner is divided: do we play on for science or bag a draw with a Grandmaster for the record book? Browne returns in less than two minutes. Science prevails: 4.6's Bishop and Knight tactics should be interesting.

55 . . . P-R7 56 N-N4 R-R5

The machine records a 5 point lead for Black.

Browne first plays K-B3, hits the clock and moves away: then he skids to a stop, returns, and announces, "That's not my move," stands, leans, sways, taps, pounds on a loose pawn, and finally plays:

57 K-B5

Browne has missed his last chance at the Rook pawn.

57 . . . N-K5ch 58 K-N5 B-Q2ch 59 N-B6 N-B6ch (the final nail) 60 K-B5 BxN 61 KxB RxPch 62 K-Q6 R-Q5ch 63 K-K5 R-Q8

And Browne resigns.

In the course of this simultaneous exhibition, Chess 4.6 correctly projected 35 of Browne's 58 moves, not including those from the opening library. The largest number of positions examined for any one move was 2,158,456 in just over nine minutes. In total, Chess 4.6 used just over four hours of computation time, whereas Grandmaster Browne spent 26 minutes at the board.

Browne was not pleased with his performance in general; six wins and six draws were scored against him, dropping his percentage for the day to 73%. But the game Chess 4.6 played will certainly provide some pleasant moments to those who play over the moves, and they're almost certain to find the computer's style refreshing.

Editor's Comments

After seeing Douglas' article, our readers are advised against being misled about the strength of play of which the program Chess 4.6 is capable. In this particular game, the computer looks very good. It should be remembered, however, that Grandmaster Browne was playing with a number of disadvantages.

This was a simultaneous exhibition, and therefore Browne was playing 44 games at once, including the computer's game.

United States Chess Federation Suggested Rules of Play Involving Computational Machinery

The following rules are suggested for use in USCF rated tournaments when one or both players is a computer. In matters not covered by these rules, play is governed by the FIDE (Fédération Internationale des Échecs) Laws, by FIDE Interpretations of the Laws, and by the USCF Tournament Rules and Pairing Rules, interpreted by the arbiter. In such games the player shall be considered to be the chess algorithm being executed on a specific computer.

The following regulations shall govern play:

1. For the algorithmic player (computer), a piece shall be deemed "touched" when a move involving that piece is communicated.
2. A move shall be deemed executed when the move has been executed on the playing chessboard. Only after this shall the opponent's clock be started.
3. The computer and/or the operator shall keep the score of the game.
4. If, during a game, different positions should arise on the playing chessboard and on the chessboard or representation thereof maintained by the algorithmic player, such differences shall be corrected with the assistance of the arbiter by consulting both players' game scores. In resolving such differences, the player whose score has the correct move, but who has executed a wrong one, has to accept certain disadvantages.
5. If, when such discrepancies occur, the game scores are also found to differ, the moves shall be retraced up to the point where the scores agree, and the arbiter shall readjust the clocks accordingly.
6. The algorithmic player's operator(s) shall have the following duties:
 - (a) To make the moves of the algorithmic player on the playing chessboard.
 - (b) To communicate the moves of the opponent to the algorithmic player.
 - (c) To operate the chess clock for the algorithmic player.
 - (d) To inform the algorithmic player, at its request, of the time consumed by either or both players.
 - (e) To claim the game in cases where the time limit has been exceeded.
 - (f) To carry out the necessary formalities in cases where the game is adjourned.
 - (g) To communicate proposals of a draw between the algorithmic player and the opponent.
 - (h) To carry out the functions associated with machine communication failure. During restart, program parameters must be reset to the most recent values. Board position and status, along with clock time, may also be entered.
7. The opponent may appoint a deputy to record the game score.
8. Communication to and from the algorithmic player regarding the moves of the game shall be made in a standard (clear and unambiguous) notation.
9. During the course of a game, an algorithmic player may not request additional data or information which requires human intervention. Such a request shall be considered a violation of Article 19.1a of the Laws. [Article 19.1a says that during a game a chess player may not use any knowledge which is not his/her/its own . . . RS]
10. With the approval of the arbiter in advance of the first round, the operator may resign or accept a draw on behalf of the algorithmic player.

Source: *Official Rules of Chess*, second edition, edited by Martin E Morrison, David McKay Company Inc, New York, 1978, pages 112 and 113. Reprinted by permission.

Browne had to make rapid judgments about moves in 44 games, whereas Chess 4.6 concerned itself with only one game. A side effect of this difference in workload was that the computer could use at least twice as much time as is normally available to it for the calculation of its moves.

Browne also had the disadvantage of not knowing his opponent's strengths and weaknesses. If the human had chosen to play a more closed and positional game, the computer would have looked far worse. Many chessmasters who play simultaneous exhibitions adopt the following strategy: choose sharp lines of play so that the weak opponents may be quickly vanquished, thereby giving more time for concentrating on the stronger players. Unfortunately for Browne, this method played directly to the computer's strong area.

Since this event, Walter Browne has greatly increased his interest in computer chess. It is rumored that he may play another simultaneous exhibition in which all of the opponents are computer programs. Other chessmasters may also be attracted by this new field. Even though the original Levy wager period is ended, computer chess will continue to be a field of great interest to researchers on the cutting edge of computer technology.... RS■

United States Chess Federation Procedure for Registering Chess Playing Computer Programs

In order to allow for legitimate scientific testing of chess playing computer programs, but at the same time to protect the accuracy of the rating assigned to the programs and their opponents, the following procedures are used to register chess playing computer programs.

1. No chess playing computer program may be sold a United States Chess Federation (USCF) membership to allow it to participate in a USCF rated tournament.
2. Any new chess playing computer program must apply for special registration at least one month in advance of its first participation in a USCF rated tournament.
3. Normally, the programmer is the person who may register the chess playing computer program.
4. The following information is necessary for registration:
 - A. Name and address of programmer.
 - B. Name and pertinent identification of the computer (or computers, if more than one may be used to run the program) the program will be using.
 - C. A general written description of the program procedure used in playing. A printout of the program is not usually needed.
5. Any significant program or computer changes which take place after the initial registration must be filed at least one month in advance of participation in a rated tournament with the modifications.
6. Requests for registration should be sent to Craig W Ellyson, member of the USCF Ratings Committee, 11 Woodland Dell Rd, Wilbraham MA 01095. The applicant will be notified by the USCF National Office of the disposition of his application, and, if it is approved, he will be asked for the \$15 annual registration fee and be issued a certificate permitting the program/computer to participate in USCF rated tournaments.

A price that's hard to beat.

Because of new technology and high-volume company sales, Central Data Corporation has reduced the price of its 16K RAM board by \$40 and its 32K RAM board by \$50. Plus, we now offer full 48K and 64K RAM boards. Our 16K, 32K, and 48K boards are expandable to 64K in 16K increments.


- 16K RAM—\$249
- 32K RAM—\$425
- 48K RAM—\$599
- 64K RAM—\$775
- Memory Expansion Package (16K)—\$185

As always, our boards come complete—fully assembled, burned-in, and ready to use.

A product that's better than ever.

We've also made improvements to our board's design at no extra cost to you.

- **Deselectable in 2K increments.** Our deselect feature enables you to switch off any 2K to avoid overlap with your existing memory.
- **Fully socketed memory.** This feature enables you to expand the memory board yourself.
- **Plug selectable addressing.** Now you can re-address without soldering.



Central Data Corporation's RAM Board

Standard Features

- Power-saving dynamic board with on-board invisible refresh
- One-year guarantee on parts and labor
- S-100 and Z-80 compatible

For specifications and other information, or to place an order, contact:

Central Data Corporation
P.O. Box 2484, Station A
Champaign, IL 61820
Ph. (217) 359-8010

An Introduction to BNF

W D Maurer
Rm 634
University Library Bldg
George Washington University
Washington DC 20052

BNF is a standardized method of abbreviating certain statements which are made about a programming language when it is being strictly defined, as in a programming manual. As such, BNF bears an analogy to the use of algebra in order to simplify certain statements which are made about physical and mathematical quantities. Thus the statement that the volume of a sphere is equal to four-thirds the cube of the radius times the ratio of the circumference of a circle to its diameter may be abbreviated

$$V = \frac{4\pi r^3}{3}$$

BNF is used like algebra: It simplifies certain statements made about languages in the same way that algebra simplifies certain statements made about mathematical and physical quantities.

In order to make abbreviations such as the one above, we set up various conventions. For example:

1. The quantities in the statement are represented by single letters; thus V stands for the volume.

2. Squares, cubes, and other powers are represented by superscript notation; thus r^3 is the cube of r .

3. Certain fixed quantities which appear very often have standard names; thus the ratio of the circumference of a circle to its diameter is always denoted by π .

4. Two single letters written together signify "times"; thus πr means π times r . (This rule must be amplified in order to specify clearly that πr^3 means π times the cube of r , and not the cube of πr ; and to make clear that it also applies to numbers, so that 4π means 4 times π .)

We shall now set up a number of similar conventions in order to abbreviate statements made about programming languages. For example, consider the following sentence:

A GO TO Statement in FORTRAN consists of the words GO TO followed by a statement number.

We may abbreviate this in BNF as follows

$\langle \text{GO TO statement} \rangle ::=$
 $\text{'GO TO' } \langle \text{statement number} \rangle$

Author's Note

Throughout this exposition we shall use the mnemonic, BNF, without specifying what it stands for. Originally BNF was called Backus Normal Form, after John W Backus, who was the head of the project at IBM that developed the first FORTRAN and who proposed the present scheme in connection with the conference that developed ALGOL. Later it was pointed out that BNF is not really a normal form, in the sense in which this phrase is used in mathematical logic. Some people today prefer Backus Naur Form as a name for BNF; this honors Peter Naur, who edited the ALGOL Report [1] in which BNF was first used to define the syntax of ALGOL.

In doing this we have implicitly set up the following conventions:

1. The signs \langle and \rangle , which also stand for "less than" and "greater than" but in this context are called *angle brackets*, enclose the name of some "quantity" which we wish to define in the programming language. We call such a "quantity" a *syntactical variable*.

2. The special sign $::=$ means "is defined as." This comes from ALGOL, in which the sign $:=$ is the replacement symbol, used in statements such as $A:=B$ (i.e., set A equal to B).

3. The words "followed by" may be omitted, just as "times" may be omitted in algebra.

There is a further analogy between BNF and algebra. When we write 'GO TO' \langle statement number \rangle , we mean the words GO TO followed by *any* statement number. This is very much like writing $3x$ to mean 3 times the value of x , whatever it happens to be. Here x is a variable, but 3 is a constant. Similarly, the phrase \langle statement number \rangle is a syntactical variable, and may stand for any of various statement numbers; but 'GO TO' always stands for the same thing, and may thus be called a *syntactical constant*. Syntactical constants are subject to another rule:

4. A syntactical constant is enclosed in quotes.

COST EFFECTIVE

Vista Disk Systems

V200 Minifloppy Series. \$699.*
Over 204K characters of
double-density storage
per drive.

V1000 Floppy Series. \$2699.†
Up to 2 million characters of
IBM-compatible storage.

Cost effectiveness. That's what you get with Vista Disk Systems. Whether it's the V200 Minifloppy, the V1000 Floppy or any of the quality products in between — every Vista series (with the standard Digital Research CP/M Operating System) is the most cost-effective system available.

Now Vista's new, compact case makes every 8" system easier to handle and better-looking. And Vista disk systems operate with any Z-80/8080-based computer containing at least 24K of main memory.

Cost effectiveness of the Vista product line is another indication of the Vista Commitment to value — excellent quality at a great price.

Vista

Vista Computer Company
2909 Oregon Court, Torrance, CA 90503
(213) 320-3880

*V200 first drive \$699, two drives illustrated.
†V1000 has double-sided drives.

This last rule, incidentally, is not always followed. The single quote character ' is actually meaningful in some programming languages, and its use in programming language definition would thus cause confusion here. Of course, we can always use the double quote " instead of the single quote, unless the programming language uses both of these symbols (like SNOBOL, for instance). But sometimes even when there is no confusion the quotes are omitted for the sake of brevity.

It is clear, of course, that statements about programming languages may be abbreviated even further. We might write $G \rightarrow 'GO TO' S$, thus incorporating the use of single letters for variables, as is done in algebra. In fact, this type of abbreviation is used extensively in the theory of context-free languages. (See references 2 and 3 for two interesting applications of this theory and this type of abbreviation to programming languages.) The trouble with abbreviating this far is that now the abbreviation is not self-contained. We must still make some statement such as "where S stands for a statement number." In contrast, the BNF rules which we define here permit the entire syntax, or "grammar rules" of a language, to be specified in a precise manner, using no other information than that contained in the BNF rules themselves. The semantics, or "meaning" of the language, must still be specified separately; and at this time there is no easy and fairly universal way to specify semantics, although attempts have been made (see references 2 and 4).

Rules in BNF may be extremely simple. We may write

```
< statement number > ::=
    < unsigned integer >
```

to specify that the syntactical variable "statement number" takes the same form as the syntactical variable "unsigned integer." This is often convenient when several syntactical variables have the same form. In most languages, for example, simple variable names, array names, and function (or sub-routine or procedure) names all follow the same rules about starting with a letter, etc., and we define each of them to be the same as the syntactical variable < identifier >.

Sometimes, in a definition of this type, there will be more than one alternative. For example, let us make a definition of "integer" not restricted to unsigned integers. If we already know what an unsigned integer is, we may use the following:

An integer is an unsigned integer

optionally preceded by a plus sign or a minus sign.

The conventions which we have used thus far do not allow for the words "optionally" or "preceded by," although "followed by" is permitted. Therefore, let us make an equivalent definition, which is slightly longer:

An integer is either: (1) an unsigned integer; or (2) a plus sign followed by an unsigned integer; or (3) a minus sign followed by an unsigned integer.

Now all we need is a symbol for "or." The symbol we use is the vertical line |. Thus our abbreviated definition is

```
< integer > ::= < u.i. > | '+' < u.i. > | '-' < u.i. >
```

where we have used "u.i." for "unsigned integer" in order to keep the definition from running off the end of the line. Actually, this precaution is not necessary. Rules in BNF, just like statements in ALGOL, may run to several lines, and position on a given line is immaterial, although, in practice, a definition will be started at the beginning of a new line. Thus

```
< integer > ::= < unsigned integer >
    '+' < unsigned integer >
    '-' < unsigned integer >
```

is a self-contained BNF rule equivalent to the one given above.

The vertical line is often used for "lowest-level" definitions, in which a syntactical variable is being defined as any one of a certain collection of characters. Thus


```
< digit > ::= '0' | '1' | '2' | '3'
    | '4' | '5' | '6'
    | '7' | '8' | '9'
```

is a very common definition. Note that this defines only a single digit, not an arbitrary integer; 63, for example, is not a digit by this definition. We may, if we wish, define "letter" in the same way, as any one of the 26 letters of the alphabet. We may even define "alphanumeric character" as any one of 36 different symbols, although what is usually done is to define "letter" and "digit" first, and then to define

```
< alphanumeric character > ::= < letter >
    | < digit >
```

The definition of an integer, or of an identifier, is slightly more complex. An un-

The LATEST in Tape Systems



NEW!

9600 BAUD CASSETTE RECORDER

An **ASYNCHRONOUS NRZ** type Recorder with remote motor start/stop. Error rate 10^8 at 4800 BAUD. Can be used from 110 to 9600 BAUD into a UART — no clocking required. This is not an audio recorder. It takes RS232 or TTL signals from the terminal or computer and gives back the same signals. No audio interface is used. Motor start/stop is manual or through TTL or RS232 signals.

Tape speeds are 1.6" / 3.0" and 6.0" per second. 110 volt, 60 Hz, 5 watts. (220 Volts on special order). Can use high quality audio cassettes (Philips Type) or certified data cassettes.

Recommended for **DATA LOGGING, WORD PROCESSING, COMPUTER PROGRAM RELOADING** and **DATA STORAGE**. Manual control except for motor start/stop. 6800, 8080 or Z80 software for file or record searching available on request with order. Used by major computer manufacturers, Bell Telephone and U.S. Government for program reloading and field servicing.

MODEL CC-9

\$200.00 (4800 Baud)

\$220.00 (9600 Baud and 220V/50 Hz)

AVAILABILITY — Off the shelf.

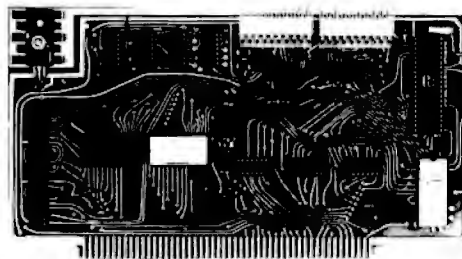
PROVIDES MONITOR AND TAPE SOFTWARE in ROM. TERMINAL and TAPE PORTS on SAME BOARD. CONTROLS ONE or TWO TAPE UNITS (CC-8 or 3M3B).

This is a complete 8080, 8085, or Z80 system controller. It provides the terminal I/O (RS232, 20 mA or TTL) and the data cartridge I/O, plus the motor controlling parallel I/O latches. Two kilobytes of on board ROM provide turn on and go control of your Altair or IMSAI. **NO MORE BOOTSTRAPPING.** Loads and Dumps memory in hex on the terminal, formats tape cartridge files, has word processing and paper tape routines. Best of all, it has the search routines to locate files and records by means of six, five, and four letter strings. Just type in the file name and the recorder and software do the rest. Can be used in the BiSync (IBM), BiPhase (Phase encoded) or NRZ modes with suitable recorders, interfaces and software.

This is Revision 8 of this controller. This version features 2708 type EPROM's so that you can write your own software or relocate it as desired. One 2708 preprogrammed is supplied with the board. A socket is available for the second ROM allowing up to a full 2K of monitor programs.

Fits all S100 bus computers using 8080 or Z80 MPU's. Requires 2 MHz clock from bus. Cannot be used with audio cassettes without an interface. Cassette or cartridge inputs are TTL or RS232 level.

AVAILABILITY — Off the shelf.



2SIO (R) CONTROLLER

\$190.00, Tested & Assmb.

NEW!

→ DOUBLE DENSITY FLOPPY DISK CONTROLLER

A new floppy controller for 5" and 8" drives utilizing the new 1791 chip to provide single or double density recording. Flip the switch to use one or the other mode. Can load memory from single density and re-record it double density on the same drive so you can transfer or re-record your programs and files. Comes with new format program for double density on disk to replace your old single density format program. (Soft Sector IBM format). \$295. Assembled and tested.

SHIPPING STARTED OCTOBER '78.

NEW!

→ PEGASUS DOUBLE DISK ENCLOSURE and POWER SUPPLY

Holds one or two drives, has two drive power supply. 110 or 220V. Comes empty or filled with Shugart drives. Variations preclude listing prices. Call or write for full details.

SHIPPING STARTED OCTOBER '78.

Z 80 BOARD for SWTP COMPUTER

Now you can use the 8080/Z80 software programs in your SWTP 6800 machine. Replaces your MPU board with a Z80 and ROM so that you are up and running with your present SWTP memory and MPS card. 1 K ROM on board replaces MIKBUG and enables you to use XITAN Z80 software which we can supply.

AVAILABILITY — Off the shelf.



\$190.00, Tested & Assmb.

For U.P.S. delivery, add \$3.00. Overseas and air shipments charges collect, N.J. Residents add 5% Sales Tax. WRITE or CALL for further information. Phone Orders on Master Charge and BankAmericard accepted.

National Multiplex Corporation

3474 Rand Avenue, South Plainfield NJ 07080 Box 288 Phone (201) 561-3600 TWX 710-997-9530

Figure 1: An identifier which has six characters or less.

```

< an > ::= < alphanumeric character >
< identifier > ::= < letter >
| < letter > < an >
| < letter > < an > < an >
| < letter > < an > < an > < an >
| < letter > < an > < an > < an > < an >
| < letter > < an > < an > < an > < an > < an >

```

signed *two-digit* integer may be defined very simply

```

< unsigned two-digit integer > ::=
< digit > < digit >

```

Similarly, an identifier containing exactly two characters may be defined

```

< 2-character identifier > ::=
< letter > < alphanumeric character >

```

Extensions to three characters, four characters, etc., are easy enough to visualize; and now, using the vertical line and a few auxiliary abbreviations, we may put together a definition of an identifier which has six characters or less (see figure 1). In a similar way, we may construct a definition of an unsigned integer containing at most 11 digits, or however many digits are permitted on a given computer.

This kind of construction, however, fails when we do not wish to put *any* limit whatsoever on the number of digits in an unsigned integer or on the number of characters in an identifier. In addition, it is overly cumbersome even in the form given above. Therefore, we must call on some new resource. This has actually been done, historically, in two different ways: One way is designed for languages such as ALGOL, LISP, and SNOBOL, in which most constructions do not have length limitations. The other way is intended for FORTRAN and for simplified versions of ALGOL, as well as for various other languages, in which length limitations do exist. We shall consider these in historical order.

The response of the ALGOL group to this problem was to use the resources of mathematics, which rescue us (as they do so often) with what looks like magic. The trick is to use *recursive* definitions, which use the quantity being defined in the definition

itself. Consider, for example, the following definition

```

< unsigned integer > ::=
< digit > < unsigned integer >
| < digit >

```

Those without a background in mathematical logic may need a considerable amount of time to convince themselves that this definition of "unsigned integer" defines that syntactical variable, in a perfectly valid manner, to be a sequence of digits of any length whatsoever. The argument goes as follows:

1. A digit is an unsigned integer by the above definition.
2. A two-digit number is a digit followed by another digit, and the second digit, by the sentence above, is an unsigned integer. Therefore a two-digit number is an unsigned integer.
3. A three-digit number is a digit followed by a two-digit number; a two-digit number is an unsigned integer by the previous sentence; therefore, a three-digit number is an unsigned integer.
4. A four-digit number is a digit followed by a three-digit number, and so on; the argument may thus be extended indefinitely, with each sentence being used in the proof of the next.

Another common recursive definition is

```

< identifier > ::= < letter >
| < identifier > < letter >
| < identifier > < digit >

```

This one is actually easier to understand if the last two alternatives are combined into a single alternative, < identifier > < an >, where < an > means "alphanumeric character" and is defined as either a letter or a digit. Using this syntactical variable, we may rewrite the definition of an identifier as

```

< identifier > ::= < letter >
| < identifier > < an >

```

That this constitutes a valid definition may be seen as follows:

1. A letter is an identifier by the above definition.
2. An identifier with two characters consists of a letter, which is an identifier, followed by an alphanumeric character. Therefore, by the second part of the above definition, it is an identifier.

In order to construct language elements of unlimited length, the trick is to use *recursive* definitions: the quantity being defined is part of the definition itself.

The World Leaders in Microprocessor Books

Program Books Written in BASIC

Payroll with Cost Accounting
Accounts Payable and
Accounts Receivable
General Ledger

These books feature complete, quality applications software for small-to-medium sized businesses. Each book includes fully documented program listings, sample printed reports, installation instructions and user's manual. Written in an extended Wang BASIC (write to ask us about our CP/M CBASIC version and other conversions). 375 pages each.

Payroll #09-8 \$15.00
 AP & AR #13-8 \$15.00
 G. Ledger #20-9 \$15.00

Some Common BASIC Programs

76 short practical programs, most of which can be used on any microcomputer with any version of BASIC. Complete with program descriptions, listings, remarks and examples. 200 pages. #08-3 \$8.50

Assembly Language Programming

8080A/8085

Assembly Language Programming
6800 Assembly Language Programming
Z80 Assembly Language Programming
6502 Assembly Language Programming

These books describe how to program a microcomputer using assembly language. They discuss classical programming techniques, and contain simplified programming examples relevant to today's microcomputer applications. 400 pages each.

8080A/8085 ALP #10-1 \$8.50
 6800 ALP #12-8 \$8.50
 Z80 ALP #21-7, available soon (see
 6502 ALP not yet available below)

If you want information
 on microprocessors,
 read the Osborne
 books.

Programming for Logic Design

8080 Programming for Logic Design
6800 Programming for Logic Design
Z80 Programming for Logic Design

These books describe the meeting ground of programmers and logic designers; written for both, they provide detailed examples to illustrate effective usage of microprocessors in traditional digital applications. 300 pages each.

8080 PFLD #04-7 \$8.50
 6800 PFLD #05-5 \$8.50
 Z80 PFLD #11-X \$8.50

An Introduction to Microcomputers

Volume 0 - The Beginner's Book

If you're not familiar with computers, but would like to be, then this is the book for you. Computer logic and terminology are introduced in a language the beginner can understand. Computer software, hardware and component parts are described, and simple explanations given for how they work. Text is supplemented with creative illustrations and numerous photographs. 300 pages. #08-X \$7.95

Volume 1 - Basic Concepts

A must for anyone in the computer field, this best selling text explains hardware and programming concepts common to all microprocessors. Its universal appeal is reflected by its having the greatest yearly sales volume of any computer text. 350 pages. #02-2 \$8.50

Volume 2 - Some Real Microprocessors
Volume 3 - Some Real Support Devices
 and update subscriptions

These two books provide complete descriptions of virtually every microprocessor and most support devices. There are no other books like these; they provide detailed part descriptions from an independent source.

To cope with the rapid evolution of microprocessor products, each volume has its own series of six bimonthly updates, allowing you to remain current with all parts as soon as they are really available. Update subscriptions sold separately.

These two books replace the 1977 edition of Volume II - Some Real Products. Volume 2, 1400 pages; Volume 3, 700 pages; printed loose leaf. Binders sold separately.

Volume 2 w/o binder #15-2 \$25.00
 Volume 2 binder #16-0 \$ 5.00
 Volume 3 w/o binder #18-7 \$15.00
 Volume 3 binder #19-5 \$ 5.00
 Volume 2 update only \$25.00/yr.
 Volume 3 update only \$25.00/yr.
 Volume 2 and 3 updates \$40.00/yr.



OSBORNE & ASSOCIATES, INC.
 P.O. Box 2036, Berkeley, CA 94702
 630 Bancroft Way, Berkeley, CA 94710
 (415) 548-2805 • TWX 910-366-7277

Attention: Dept. 116

NAME _____

ADDRESS _____

STATE _____

PHONE _____

Please send the following information:

I am an OSA dealer

I am interested in OSA books

Please notify me when available:

Z80 Assembly Language Programming

6502 Assembly Language Programming

Orders of up to \$70.00, Invoicing U.S. dollars. All foreign orders must be prepaid.

TITLE	PRICE	QUANTITY	AMOUNT

SHIPPING (Shipping for large orders to be arranged)

Vol. 2 and Vol. 3 update subscriptions:

All foreign orders \$4.00 per 6-issue subscription for airmail

No charge in the U.S. - 4th class mail ONLY

Books:

All foreign orders \$3.00 per book for airmail

\$0.35 per book 4th class (allow 2-3 weeks in the U.S.)

\$0.75 per book UPS in the U.S. (allow 1-2 weeks)

\$1.20 per book 1st class in the U.S. (allow 1-2 weeks)

California residents tax _____

shipping _____

TOTAL AMOUNT ENCLOSED _____

Calif residents add _____

S.F. BART _____

3. An identifier with three characters consists of an identifier with two characters followed by an alphanumeric character. Therefore, by the definition above, it is an identifier. This argument may then be extended to identifiers with four, five, or any number of characters.

Note that this definition of an identifier involves various other identifiers whose names are contained within it. Thus the word TAU is an identifier partly because T is an identifier and so is TA. This fact may lead to confusion because we are constantly reminded, when studying programming languages, that the individual characters in an identifier have no separate meaning. Thus TAU is not (by definition) T times A times U, or TA times U, or T times AU. Nevertheless, TAU is a properly *formed* identifier because T and TA are — just as 2PI is *not* a properly formed identifier because 2 and 2P are not.

Still another common recursive definition is

```
< argument list > ::=
    < expression > ',' < argument list >
    | < expression >
```

This defines an argument list to be a series of expressions separated by commas. It may be used in various ways; for example, the BNF rule

```
< function reference > ::=
    < function name > '(' < argument list > ')'
```

is one way of defining a function reference (i.e., a use of a function, such as SIN(T*U-B) or ATAN2(X2--X1,Y2--Y1).

The justification for the definition of an argument list is:

1. A single expression is an argument list.
2. Two expressions separated by one comma may be thought of as the first expression followed by a comma followed by an argument list — namely the second expression. Therefore, this is an argument list.
3. Three expressions separated by commas may be thought of as the first expression followed by a comma followed by what remains — namely, the second and third expressions separated by a comma. This much is an argument list, by the sentence above. Therefore, three expressions separated by commas constitute an argument list. The same argument may be used for four, five, etc., expressions separated by commas.

The recursive examples given above are written in what may be called "pure" BNF. The alternative is to add some new conventions to BNF which take care of the recursive cases. This brings us to the second possible response to the problem of representing sequences in BNF. For example, an unsigned integer which is a sequence of from 1 to 13 digits might be written

```
< unsigned integer > ::= < digit > 13
    1
```

and an unsigned integer which is a sequence of an arbitrary number of digits (at least one) might be written

```
< unsigned integer > ::= < digit > ∞
    1
```

Similarly, an identifier of arbitrary length is given by

```
< identifier > ::=
    < letter > < alphanumeric character > ∞
    0
```

Thus a subscript after any syntactical variable stands for a minimum number of repetitions, while a superscript after such a variable stands for a maximum number of repetitions.

The use of subscripts and superscripts in this way solves two problems at once. It makes syntactical variables whose lengths are strictly bounded much easier to represent in BNF. Also, by replacing many of the recursive uses of BNF with nonrecursive uses, it frees the user from having to "think out" these recursive definitions. Nevertheless, the subscript notation does not allow us to eliminate *all* recursion. This will become clear in the examples which we now consider, in which expressions, such as algebraic expressions, are defined in BNF.

There are many types of expressions in programming languages. In ALGOL we have conditional expressions, relational expressions, and Boolean expressions, in addition to the standard simple arithmetic expression. Some of these are easy to define in terms of others. For example, a relational expression (such as P > Q in an *if* statement) is defined by

```
< relational expression > ::=
    < arithmetic expression >
    < relational operator >
    < arithmetic expression >
```

where a relational operator may be any one

INTRODUCING DUAL DRIVE MINIFLOPPY FOR PET!



DEALER
INQUIRIES
INVITED

DKH641 IS A PRODUCT OF COMPUTHINK.

- *DUAL MINI FLOPPY DRIVE WITH 100K PER DISK SIDE FOR TOTAL 200K ON LINE.
- *DESIGNED FOR COMMERCIAL SPEED REQUIREMENTS *FAST LOADING SPEED.
- *DISKMON™ (DOS) AUTOMATICALLY REORGANIZES FREE DISK SPACE AFTER SAVE OR ERASE.
- *DISKMON IS RESIDENT IN ROM VIA DISK CONTROLLER BOARD PLUGGED INTO EXPANDAPET.*
- *DISKMON ADDS 16 COMMANDS TO BASIC INCLUDING DISK DATA FILES.
- *DISKMON COMMANDS SUPPORT COMMERCIAL PRINTER OFF PARALLEL PORT SUCH AS CENTRONICS 778.
- *FULL DISK SOFTWARE SUPPORT * FORTRAN & PLM COMPILERS THIS JANUARY.
- *90 DAY MANUFACTURER'S WARRANTY ON HARDWARE*READY TO USE ON DELIVERY, WITH FULL INSTRUCTIONS AND UTILITY DISKETTE.
- *CALL OR WRITE FOR ADDITIONAL INFORMATION * INITIAL QUANTITIES LIMITED.
- *THIS SYSTEM IS FULLY SUPPORTED BY SOFTWARE FROM THE MANUFACTURER.
- *ORDERS ARE NOW BEING ACCEPTED FOR DECEMBER & JANUARY DELIVERY.

DKH642	—DUAL DRIVE SYSTEM, COMPLETE WITH DISKMON	\$1295.00
DKL067	—DISKMON ASSEMBLER LISTING/DOS	\$19.95
ASM789T	—PET ASSEMBLER ON CASSETTE	\$19.95
ASM789D	—PET ASSEMBLER ON DISKETTE (5.5 inch)	\$49.95
LNK456	—AUTOLINK LINKING LOADER ON DISKETTE	\$49.95
FOR300	—FORTRAN COMPILER ON DISKETTE (JAN'79)	\$69.95
PLM400	—PLM COMPILER ON DISKETTE (JAN'79)	\$49.95

*** BUSINESS PACKAGES STARTING IN 1st QUARTER 1979 ***

*THIS SYSTEM REQUIRES EXPANDAPET MEMORY (MINIMUM 16K—SEE BELOW)

PET COMPUTER

If you haven't bought a pet yet, call for our pet info package!




WHY NOT BUY FROM THE BEST?

- | | | |
|-----------------|--------|--|
| 8K PET | \$ 795 | * NEECO IS A CUSTOMER ORIENTED, FULL SERVICE COMPANY. |
| 24K PET (8+16K) | \$1220 | * PETS RECEIVE 48 HR. 'BURNIN' BY NEECO BEFORE SHIPMENT. |
| 32K PET (8+24K) | \$1320 | * FULL CUSTOMER SERVICE AND FULL PRODUCT SUPPORT. |
- ALL PRICES INCLUDE 48 HR. PRE-SHIPMENT TESTING & 3 FREE CASSETTE PROGRAMS
- PRICES SHOWN ABOVE INCLUDE EXPANDAPET. PME MEMORIES WILL HAVE HIGHER PRICING.
- * 48 HR MAXIMUM 'TURNAROUND' ON PET WARRANTY SERVICE ON PETS PURCHASED FROM NEECO.
 - * FULL PRE-PURCHASE INFO AVAILABLE FROM OUR PET INFO PACKAGE — WE ANSWER CUSTOMER QUESTIONS!
 - * AUTOMATIC SOFTWARE/HARDWARE UPDATES VIA OUR PET OWNERS MAILING LIST — CALLWRITE TO BE LISTED!
 - * COMMERCIAL QUANTITIES AVAILABLE.
 - * WE ALSO MARKET REPLACEMENT RAMS & ROMS, ETC.
 - * OFF THE SHELF DELIVERIES (NO DEPOSIT REQUIRED). SCHOOL INQUIRIES INVITED!

INTERNAL MEMORY EXPANSION FOR PET!

EXPANDAPET™

INTERNAL MEMORY EXPANSION UNIT



DEALER INQUIRIES
INVITED

- *MOUNTS EASILY INSIDE YOUR PET
- *EASY TO INSTALL (15 MINUTES)
- *NO DEGRADATION OF PET SYSTEM
- *USES LOW POWER DYNAMIC RAMS
- *90 DAY PART&LABOR, 1 YR-RAMS.
- *30 DAY MONEY BACK GUARANTEE.
- *MOUNTING SLOTS FOR 4 BOARDS.
- *CALLWRITE FOR ADDITIONAL INFO
- *DEALER INQUIRES INVITED.

EXPANDAPET PRICES

16K (+8K PET = 24K)	\$425
24K (+8K PET = 32K)	\$525
32K (+8K PET = 40K)	\$615

OPTIONAL PLUG-IN BOARDS 32K UNIT ALLOWS: 8K OF SERIAL I/O BOARD.....\$75 ASSEMBLY LANGUAGE S-100 I/O BOARD.....\$75 SUBROUTINES ACCESSED 4K EPROM BOARD.....\$50 VIA THE USR COMMAND.

EXPANDAPET IS A PRODUCT OF COMPUTHINK.

FULLSIZED TYPEWRITER KEYBOARD FOR PET!



- *COMMERCIAL QUALITY KEYBOARD WITH METAL ENCLOSURE.
- *BASIC TYPEWRITER DESIGN FOR TOUCHTYPISTS.
- *SINGLE KEY FUNCTIONS FOR ALL CURSOR CONTROLS. SHIFT/RUN, INSERT, CLEAR SCREEN/HOME CURSOR, MORE.
- *FUNCTIONS SIMULTANEOUSLY WITH PET'S KEYBOARD.
- *PLUGS DIRECTLY INTO PET'S LOGIC BOARD.
- *DOES NOT USE USER OR IEEE-488 PORTS.
- *NPK-101 IS FULLY TESTED & READY TO USE.
- *ATTACHES DIRECTLY TO FRONT OF PET'S FRAME.
- *CAN BE USED AS A REMOTE TERMINAL (SPECIAL ORDER).
- *30 DAYS TRIAL PERIOD * 90 DAY WARRANTY.
- *CALL OR WRITE FOR FULL SPECS-INITIAL QTY LIMITED.

ORDERS ARE NOW BEING ACCEPTED FOR DEC/JAN CUSTOMER DELIVERIES. **\$139.95**

NPK-101 IS A PRODUCT OF NEW ENGLAND ELECTRONICS.

WE CANNOT LIST ALL OF OUR SOFTWARE AND HARDWARE PRODUCTS
CALL OR WRITE FOR OUR *FREE* SOFTWARE/HARDWARE DIRECTORY

DOMESTIC & OVERSEAS DEALER INQUIRIES INVITED ON * MEMORY * KEYBOARD * FLOPPY



NEW ENGLAND ELECTRONICS CO., INC.
248 BRIDGE ST., SPRINGFIELD, MASS. 01103
MON-FRI 9:30-5:30, SAT 10-2, E.S.T.

(413) 739-9626



ACCEPTED, ADD 3% SERVICE CHARGE.

One key to defining the BNF notation of expressions is an understanding of operator precedence rules. These rules can often be made a part of the BNF grammar of a language.

of the six relations (greater than, less than, etc.) expressed in a manner which depends on the language used. In any sort of expression containing operators and possibly nested parentheses, however, the definition will be much more complex. We shall indicate here how to define simple arithmetic expressions in BNF; the basic technique used here may be used in other kinds of expressions.

What is a simple arithmetic expression? Clearly it is *not* simply any combination of identifiers, constants, operators, and parentheses. We may specify certain rules (the parentheses have to balance, an operator cannot be the last character in the expression, etc.) but it is difficult to know when we have specified all of them. One key to defining expressions is obtained by means of the *precedence rules*. You have probably seen these, although possibly not by this name; these are the rules that specify that multiplication is performed before addition, and the like. Thus in order to evaluate an expression (without parentheses) there are three basic steps:

1. Perform all the exponentiations.
2. Perform all the multiplications and divisions.
3. Perform all the additions and subtractions.

We shall incorporate these steps into our definition of an expression by defining four separate syntactical variables: primary, factor, term, and expression. Factors are made up of primaries; terms are made up of factors; and expressions are made up of terms. Thus, performing all the exponentiations in an expression corresponds to grouping the primaries into factors, and similarly for the other two steps mentioned above.

In order to define a factor as a collection of primaries separated by exponentiation signs, we note that this is similar to defining an argument list as a set of expressions separated by commas. We need only substitute "exponentiation sign" for "comma," and "primary" for "expression." Thus the definition is

```
< factor > ::= < primary > '^' < factor >
| < primary >
```

We could also rewrite this definition in the other mode

```
< factor > ::= < primary > [ '^' < primary > ]∞0
```

In other words, a factor is a primary followed by any number of occurrences, including none, of an up-arrow (↑) followed by another primary. This illustrates another feature of extended BNF: the use of *square brackets*, the signs [and]. Square brackets in BNF serve roughly the same function as parentheses do in algebra, and the use of square brackets in BNF is sometimes called *factoring*.

We continue our definition of an expression by defining a term as a collection of factors separated by multiplication and division signs. One way to do this is to define a "multiplication operator," or "mulop," as *either* * or /. The definition can then take the same form as before (we illustrate here only the recursive formulation)

```
< term > ::= < factor > < mulop > < term >
| < factor >
```

An expression would then be defined in a similar way, using "addop" for either + or -

```
< expression > ::=
< term > < addop > < expression >
| < term >
```

where we have used "expression" as short for "simple arithmetic expression." Alternatively, both of these could be written out

```
< term > ::= < factor > '*' < term >
| < factor > '/' < term >
| < factor >

< expression > ::= < term > '+' < expression >
| < term > '-' < expression >
| < term >
```

The only question remaining is what we mean by "primary." This differs from one language to another; roughly speaking, a primary is one of the "elementary" constructions which are connected by the operators, such as a constant, a variable, a subscripted variable, or a function reference. There is always, however, one special type of "primary" which takes care of parentheses.

Up to now we have considered only expressions without parentheses. In one sense, when we introduce parentheses into an expression, we sometimes violate the precedence rules upon which we have built

the entire preceding construction. Thus in the expression

$$A-B*C/(D-E)$$

we do *not* perform all the multiplications and divisions first. In fact, the subtraction $D-E$ must be performed before the division of C by the result.

This expression, however, may also be thought of as

$$A-B*C/F$$

where F stands for $(D-E)$. In this new expression, we do perform all the multiplications and divisions before the additions and subtractions. The process of substituting F for $(D-E)$ may suggest to us that *an expression in parentheses can be treated as if it were a single primary*. This is also true for more than one level of parentheses. Thus, the expression

$$A+B*(C-D*(E+F/G)-H)+I$$

may be thought of as the expression

$$A+B*J+I$$

where J stands for the expression

$$C-D*K-H$$

in which K stands for the expression $E+F/G$. In each of these three expressions — $E+F/G$, $C-D*K-H$, and $A+B*J+I$ — the precedence rules apply; and the last two of these contain primaries (K and J) that take the form of an entire expression in parentheses. The BNF description of an expression is now completed by adding this form of a primary to the definition. Thus

```
<primary> ::= <constant> | variable >
| <array reference> | <function reference> >
| ('<expression>')
```

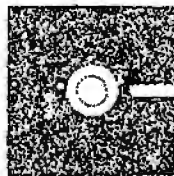
is a sample definition of a primary in which the syntactical variables "constant," "variable," etc., should be further defined according to the rules of the particular language under consideration.

One final and important fact about BNF is that although widely used it is *not* universal enough to describe the syntax of every well-known programming language. In particular, COBOL (Common Business Oriented Language) contains certain constructions

which are not amenable to BNF. The formal definition of the PL-I language (see reference 5) is made according to a separate set of abbreviation conventions which are similar, but not identical, to BNF. ■

REFERENCES

1. Naur, P, ed, "Report on the Algorithmic Language ALGO 60," *Communications of the ACM*, 3 (May 1960), pp. 299-314.
2. Knuth, D E, *Semantics of Context-Free Languages*, Math Systems Theory, 2, 2 (1968), pp. 127-145.
3. Knuth, D E, *On the Translation of Languages from Left to Right*, Inf Contr 8 (Oct 1965), pp. 607-639.
4. Wirth, N, and Weber, H, "Euler, A Generalization of ALGOL, and Its Formal Definition," *Communications of the ACM*, 9 (January and February 1966), pp. 13-25 and 89-99.
5. IBM Form C28-6571-4, *IBM System/360 Operating System, PL-I: Language Specifications*.



CP/M™ LOW-COST MICROCOMPUTER SOFTWARE

CP/M™ OPERATING SYSTEM:

- Includes Editor, Assembler, Debugger and Utilities.
- For 8080, Z80, or Intel MDS.
- For IBM-compatible floppy discs.
- \$100-Diskette and Documentation.
- \$25-Documentation (Set of 6 manuals) only.

MAC™ MACRO ASSEMBLER:

- Compatible with new Intel macro standard.
- Complete guide to macro applications.
- \$90-Diskette and Manual.

SID™ SYMBOLIC DEBUGGER:

- Symbolic memory reference.
- Built-in assembler/disassembler.
- \$75-Diskette and Manual.

TEX™ TEXT FORMATTER:

- Powerful text formatting capabilities.
- Text prepared using CP/M Editor.
- \$75 Diskette and Manual.



DIGITAL RESEARCH

P.O. Box 579 • Pacific Grove, California 93950

(408) 649-3896

The chess program that we have presented in parts 2 and 3 of this series (November 1978 and December 1978 *BYTE*, pages 162 and 140, respectively) represents a modern implementation of the basic type A strategy described by Shannon in 1950 (see references). If run on a powerful computer, this type of program can play a reasonably good game of chess. Its major weakness lies in its inability to engage in long-range planning. In many middle and end game positions, it will make seemingly aimless moves. Once it attains a position which optimizes the

if we have a clear idea of what we are looking for. To know what we are looking for, however, we must have more knowledge about chess.

So where do we go from here? The highly skilled players who are familiar with the chess programming literature (notably, Berliner, Botvinnik and Levy) are unanimous in their enthusiasm for a selective search strategy. Berliner (see references), for example, advocates a procedure in which very small (for a computer) look-ahead trees are generated, eg: 200 to 500 nodes. His idea is that the program should make an intensive analysis at each node "in order to ascertain the truth about each issue dealt with." Chess knowledge should play a primary role in directing the tree search. The search itself would discover additional relevant information and this would provide an even more knowledgeable focus for the search. This

Creating a Chess Player

Peter W Frey
Dept of Psychology
Northwestern University
Evanston IL 60201

Larry R Atkin
Health Information Services
542 Michigan Av
Evanston IL 60202

general heuristic goals of its evaluation function, it is faced with the prospect of finding a move which alters the position as little as possible. If the opponent is skillful in developing a long-range attack while not providing any immediate targets, the machine may simply shuffle its pieces back and forth until its position becomes hopeless. The absence of reasonable goal directed behavior is a common limitation of problem solving techniques which are based solely on forward search. The solution of this problem would have important implications for a wide variety of artificial intelligence tasks.

To play a strong game of chess, it is necessary to have a plan. To have a plan, however, the program must recognize specific patterns and relate them to appropriate goals. This, in turn, requires that the program have access to the detailed kind of chess knowledge which is characteristic of the skilled human player. Thus, we seem to have come round in a circle. In order to avoid selective searching, we have adopted a strategy which does not require very much chess knowledge. In examining the weaknesses of this approach, we discover that the forward search can only be truly successful

procedure is analogous to the progressive deepening technique which de Groot discovered in the human grandmaster and is the exact antithesis of the brute force (type A) strategy (see October 1978 *BYTE*, "Creating a Chess Player, An Essay on Human and Computer Chess Skill," page 182).

The efforts of the last decade have demonstrated that the selective search strategy is harder to implement than the full-width approach. In addition, full-width searching has consistently produced superior chess. Despite this, there is hardly anyone familiar with chess programming who does not believe that further progress depends on increasing the amount of chess knowledge in the program. The key question is not whether this should be done but how to do it. Since the selective search approach has not led to notable progress, perhaps it is time to consider a different approach.

We believe that a viable alternative exists which combines the proven virtues of the full-width procedure with the potential advantage of a goal-directed search. The central idea is the development of a unique evaluation function for each position. In addition to the general heuristics which are presently

employed, evaluations should consider features which are germane to appropriate goals.

According to this plan, move selection would involve two separate stages. In the first phase, a static analysis of the position would be made in an attempt to discover key patterns. This process would involve a hierarchical analysis in which the features of the position would be compared with a general set of library patterns. Highly specific features would be identified and relevant chess-specific knowledge would be accessed. This information, including appropriate short term and long term goals, would be used to construct a conditional evaluation function which would assess the usual general features (eg: material, mobility, King safety, etc) and also other features which are meaningful only in specific situations. Once the conditional evaluation function has been constructed, the second phase of analysis would begin, a conventional full-width tree search employing the special evaluation function.

The first phase of this process would rely heavily on domain specific knowledge (ie: information about chess). It would require a pattern recognition facility and an organizational plan for storing a vast amount of chess knowledge in a manner conducive to rapid retrieval. When this first phase was successful in identifying appropriate goals and producing relevant modifications in the evaluation function, the full-width search which followed would select a move which was thematic with the appropriate goal. If the first phase were unable to identify a key feature, the evaluation function would employ the same general heuristics which it presently uses. For this reason, the pattern recognition and information retrieval modules can be gradually implemented without a lengthy period in which serious blunders are frequent occurrences. This is a major advantage that the conditional evaluation function has in comparison to a selective search strategy.

Chess Structure

To implement a conditional evaluation function, it is necessary to develop a hierarchical descriptive structure for chess. At the top level, one can make the conventional distinctions between the opening, the middle game, and the end game. Within each of these three major divisions, there would be many specific subdivisions. Within each subdivision, there would be many specific variations.

The opening has three major themes: to develop a pawn structure which is favorable for you but unfavorable for your opponent; to increase the mobility of your minor pieces and limit the mobility of your opponent's minor pieces; and to castle as soon as possible and delay your opponent's opportunity to castle. These general goals provide a framework for evaluating specific variations. They do not provide a specific prescription for selecting a move because a sequence of moves which is thematic with these goals may have a tactical refutation. An apparently good move may not work because it loses material. For this reason, general principles are best applied at the terminal points of a look-ahead search rather than being used as a checklist for selecting the most thematic move as advocated by Church and Church in *Chess Skill in Man and Machine* (see references).

Part 4

Strategy in Computer Chess

The tournament player who knows opening theory as well as many specific move variations will have a clear advantage over an opponent who knows the general principles but is not familiar with the specific variations. For this reason, tournament players and good chess programs rely on a library of memorized opening variations. The contestant who has carefully planned his opening variations can often gain an important advantage early in the game. To maximize the benefit of a well-prepared opening library, it is also necessary to continue the general theme of the opening once the predigested move sequences have been exhausted. At this stage it is necessary to have a conditional evaluation function. When the machine leaves the library and starts to use a look-ahead procedure to calculate its move, it should use an evaluation function that augments general opening principles with special goals which are thematic with that type of opening.

A portion of the work required to implement this proposal has already been started. Chess specialists have prepared highly detailed analyses of specific opening variations and have developed well-defined rules for categorizing different move

sequences into specific subdivisions. For example, a game which starts (1) P-K4, P-K3 is labeled as the French defense. If the game continues (2) P-Q4, P-Q4; (3) N-QB3, B-N5, it is called the Nimzovich (or Winawer) variation of the French defense. If it continues (2) P-Q4, P-Q4; (3) N-QB3, N-KB3, the game is labeled as the classical variation. A continuation of (2) P-Q4, P-Q4; (3) N-QB3, PxP is called either the Rubinstein variation or the Burn variation depending upon subsequent moves. A different approach develops from (2) P-Q4, P-Q4; (3) N-Q2, which is labeled as the Tarrasch variation. And there are many more. The important point, however, is that each of these variations can be objectively identified, and that for each there are well-developed strategical ideas and specific immediate goals. These ideas can be stored in the opening library and can be retrieved when the machine leaves the library. In addition to general opening heuristics, the evaluation function would reflect the specific theoretical ideas which are appropriate to the particular opening at hand. In principle, this idea can be implemented without difficulty. In practice, however, a tremendous amount of chess knowledge is needed and hours and hours of effort are required. To our knowledge no serious attempt has yet been made to implement this strategy. The information on opening theory is needed only once during a game and thus could be stored on disk, since rapid access is not critical.

Pattern Recognition and the Middle Game

From a conceptual point of view, the application of chess knowledge to the evaluation function in the middle game is much more challenging. In this case, pattern recognition becomes an important ingredient. In implementing a goal oriented move selection strategy, Church and Church limited their middle game strategy to either a Kingside attack, a Queenside attack, or concentration on a weak point (ie: a target). The Kingside or Queenside attack is triggered when the machine determines that it has superior forces on one side or the other. This determination can be based on who controls key squares. In calculating the power relationship of different pieces over given squares, it is important to note that less valuable pieces exert more control than valuable pieces. A pawn has greater control over territory than a Queen because it is harder to dislodge. If an attack on one side or the other is deemed appropriate, the evaluation function can be modified to give an extra bonus for moves which augment

the attack on that side and for moves which increase the pressure on critical squares.

Pattern analysis is also important in detecting an appropriate target. There are several well-known chess relations which provide obvious targets for attack. One is the *backward pawn* which is prevented from advancing by a pawn or a minor piece. Another natural target is the minor piece which is pinned to the King or Queen. The third is the overworked piece, a key element in the defense against two or more different attacks. If the latter is removed in an exchange, the pieces it is defending will be open for attack. A fourth natural target is a square which would permit a Knight to fork two major pieces (ie: Rook, Queen, King) or a Bishop to skewer two major pieces. If the machine threatens to control that square and to locate an appropriate piece there, the opponent will be forced to devise a defense. Once one of these targets has been detected, the evaluation function can be modified to give a bonus for moves directed at the target. In addition, a plan might be devised to encourage the use of a decoy (a pawn or minor piece which is sacrificed to bring an important piece to a particular square) or to capture a piece which is serving an important defensive function.

A Chess "Snapshot"

In the past, programmers have attempted to implement such plans by using a selective search (eg: Berliner, Zobrist and Carlson) or by using no search at all (eg: Church and Church). Zobrist and Carlson (see references) have developed an innovative technique in which "computer snapshots" are devised which summarize important piece relationships such as attacks, pins, skewers, forks, etc, which presently exist in the given position, or which could occur after one or two moves. Each snapshot is given a weight based on the relative values of the pieces involved and the location of the pieces in respect to the opposing King and the center of the board. The weighted snapshots are then used to select moves for inclusion in a Shannon type B tree search. This procedure provides considerable goal direction to the move selection process.

Although the Zobrist-Carlson snapshot procedure has much to offer (including a highly efficient bit map implementation strategy), it incorporates a common problem shared by all selective search techniques. Occasionally an important continuation is overlooked and this results in the selection of an inappropriate move which may be a gross blunder. By implementing the plans

the electric pencil II™

© 1978 Michael Shrayer

The Electric Pencil II is a Character Oriented Word Processing System. This means that text is entered as a string of continuous characters and is manipulated as such. This allows the user enormous freedom and ease in the movement and handling of text. Since line endings are never delineated, any number of characters, words, lines or paragraphs may be inserted or deleted anywhere in the text. The entirety of the text shifts and opens up or closes as needed in full view of the user. The typing of carriage returns as well as word hyphenation is not required since lines of text are formatted automatically.

As text is typed in and the end of a screen line is reached, a partially completed word is shifted to the beginning of the following line. Whenever text is inserted or deleted, existing text is pushed down or pulled up in a wrap around fashion. Everything appears on the video display screen as it occurs which eliminates any guesswork. Text may be reviewed at will by variable speed scrolling both in the forward and reverse directions. By using the search or the search and replace function, any string of characters may be located and/or replaced with any other string of characters as desired.

When text is printed, The Electric Pencil II automatically inserts carriage returns where they are needed. Numerous combinations of line length, page length, line spacing and page spacing allow for any form to be handled. Character spacing, **BOLD FACE**, multicolumn as well as bidirectional printing are included in the Diablo versions. Right justification gives right-hand margins that are even. Pages may be numbered as well as titled. This entire page (excepting the large titles and logo) was printed by the Diablo version of The Electric Pencil II in one pass.

Now on CP/M

The Electric Pencil II is also compatible with Imsai's **IMDOS**. **HELIOS** versions **SSH** and **DSH** are now ready. The **NEC** print package is now available. A utility program that converts **PENCIL** to **CP/M** to **PENCIL** files is ready. "**CONVERT**" is only **\$35.00**.

NEW FEATURES: * **CP/M, IMDOS and HELIOS** Compatible * Supports **Four Disk Drives** * **Dynamic Print Formatting** * **DIABLO** as well as **NEC** printer packages * **Multicolumn Printing** * **Print Value Chaining** * **Page-at-a-time Scrolling** * **New Bidirectional Multispeed Scrolling Controls** * **New Subsystem with Print Value Scoreboard** * **Automatic Word and Record Number Tally** * **Cassette backup** for additional storage * **Full Margin Control** * **End-of-Page Control** * **Non-Printing Text Commenting** * **Line and Paragraph Indentation** * **Centering** * **Underlining** * **BOLD FACE** *

W I D E S C R E E N V I D E O ! ! !


Available to Imsai V10 video users for a huge 80x24 character screen. These versions put almost twice as many characters on the screen !!!

HAVE WE GOT A VERSION FOR YOU ?

The Electric Pencil II operates with any 8080/280 based microcomputer that supports a CP/M disk system and uses a Imsai V10, Processor Technology VDM-1, Polymorphic VTI, Solid State Music VB-1B or any similar memory mapped video interface. REX versions now available. Specify when using CP/M that has been modified for Micropolis or North Star disk systems as follows: For North Star add suffix A to version number, for Micropolis add suffix B to version number, e.g. SS-IIA, DV-IIB.

Vers	Video	Printer	Price
SS-II	SOL	TTY or similar	\$225.
SP-II	VTI	TTY or similar	\$225.
SV-II	VDM	TTY or similar	\$225.
SR-II	REX	TTY or similar	\$250.
SI-II	V10	TTY or similar	\$250.
DS-II	SOL	Diablo 1610/20	\$275.
DP-II	VTI	Diablo 1610/20	\$275.
DV-II	VDM	Diablo 1610/20	\$275.
DR-II	REX	Diablo 1610/20	\$300.
DI-II	V10	Diablo 1610/20	\$300.
NS-II	SOL	NEC Spinwriter	\$275.
NP-II	VTI	NEC Spinwriter	\$275.
NV-II	VDM	NEC Spinwriter	\$275.
NR-II	REX	NEC Spinwriter	\$300.
NI-II	V10	NEC Spinwriter	\$300.
SSH	SOL	Helios/TTY	\$250.
DSH	SOL	Helios/Diablo	\$300.

UPGRADING POLICY: Any version of The Electric Pencil may be upgraded at any time by simply returning the original disk or cassette and the price difference between versions plus \$15.00 to MSS. Accept only original media at time of purchase.



MICHAEL SHRAYER SOFTWARE, INC.
1253 Vista Superba Drive
Glendale, CA 91205
(213) 956-1593

Electric Pencil I is still available for non CP/M users:

Vers	Video	Printer	Cassette	Disk Drive	Price
SS	SOL	TTY or similar	CUTS	---	\$100.
SP	VTI	TTY or similar	Tarbell	---	\$100.
SV	VDM	TTY or similar	Tarbell	---	\$100.
SSN	SOL	TTY or similar	CUTS	North Star	\$125.
SPN	VTI	TTY or similar	Tarbell	North Star	\$125.
SVN	VDM	TTY or similar	Tarbell	North Star	\$125.
DS	SOL	Diablo 1610/20	CUTS	---	\$150.
DP	VTI	Diablo 1610/20	Tarbell	---	\$150.
DV	VDM	Diablo 1610/20	Tarbell	---	\$150.
DSN	SOL	Diablo 1610/20	CUTS	North Star	\$175.
DPN	VTI	Diablo 1610/20	Tarbell	North Star	\$175.
DVN	VDM	Diablo 1610/20	Tarbell	North Star	\$175.

Demand a demo from your dealer!

derived from the computer snapshots in the form of a conditional evaluation function, instead, the program can benefit from goal directedness without risking the oversights which are characteristic of selective searching. In this way, the machine can retain the benefits of the full-width search and at the same time engage in strategic planning.

There is a special class of positions for which this approach is especially appropriate. In his thesis at Carnegie-Mellon University Berliner described a special problem, the horizon effect, which plagues the conventional look-ahead approach (see *Chess Skill in Man and Machine*, pages 73 thru 77). One version of this problem involves a piece which is trapped and cannot be saved. Forward searching programs often engage in a bit of foolishness by making forcing but poor moves (such as attacking pieces with pawns or sacrificing pawns for no advantage) which delay the capture of the trapped piece and push its eventual loss beyond the horizon of the tree search. By doing this, the program erroneously concludes that the piece is safe, when in reality the planned move sequence weakens a reasonable position and is still insufficient to save the piece. In this type of situation, the trapped piece should be given up for lost and the program should do its best to take advantage of the tempo required by the opponent to capture the piece. A piece whose time has come is sometimes referred to as a desperado. The only option available is to make the opponent pay as dearly as possible for the capture. If the desperado can be traded for a pawn or a piece of lesser value, this is preferable to being given up for nothing.

This strategy can be implemented with a conditional evaluation function by simply assuming that the trapped piece has a material value of zero. This change would cause the search process to trade the piece for the highest valued candidate that can be found. This is obviously better than having the program engage in useless sacrifices of position and material in a hopeless attempt to resurrect a lost piece. The key element to this implementation is the ability to determine when a piece is truly lost and can be labeled as a desperado. This is a very difficult problem even for a very sophisticated pattern analysis facility.

End Game Considerations

The most interesting application of the conditional evaluation function is in the end game. Because end game strategy is highly dependent on the specific characteristics of the position, a general purpose evaluation

function is not very effective. It is necessary to understand what is required in a given position and then select moves which are clearly directed at an appropriate goal. Church and Church list three common goals in the end game: to mate the opponent's King, capture a weak pawn, or promote a pawn. In this case, pattern analysis is important. First the machine must be able to identify the position as one belonging to the end game. Then it has to determine whether a mate attempt is reasonable or whether a pawn can be captured or promoted. Church and Church (see *Chess Skill in Man and Machine*, pages 151 thru 154) describe a general strategy for identifying and capturing a weak pawn. Although their approach does not involve a forward tree search, the specific techniques which they describe can be adapted to the full-width search strategy. Let us consider several specific end game positions involving either a mate, a pawn capture, or a pawn promotion.

For a number of mating situations, a specific algorithm (step-by-step instructions) or a complete lookup table can be developed to produce mate in a minimum number of moves. Typical applications would be King and Queen versus King; King and Rook versus King; and King, Bishop, and Knight versus King. The mating algorithm for each case would include rules for assigning the potential piece relationships into a few general categories, and a prescription for an appropriate type of move for each category. This approach requires no search. A second approach involving a lookup table is even more explicit. An appropriate move is stored in a table for every possible piece configuration. To play the mate perfectly, the machine uses the position to determine an address in the table and then simply reads the correct move.

Both of these procedures are perfectly feasible and avoid many problems which can be encountered in the end game. The limitation of this approach is that there are a very large number of mating situations and a tremendous amount of work would be required to make a detailed analysis of each one. In addition, this strategy requires the storage of a great deal of information which would be used only infrequently.

A third approach, and one which is thematic with the idea of conditional evaluations, is to make a small modification in the evaluation function for each specific mating situation. The notion is that a shallow search combined with a few key ideas should suffice to produce a mate in a reasonable number of moves. With King and Queen or King and Rook versus King, it is sufficient for the

program to "know" that the defending King must be forced to the edge. To do this, the program simply needs to add bonus points to the evaluation function when the defending King is near the edge. The size of the bonus should be a linear function of closeness to the edge. This modification of the evaluation function causes the minimax search to select a pathway in the look-ahead tree which forces the defending King to the edge.

With King, Bishop, and Knight against King, the job is slightly more complicated. In this case it is important to know that the defending King must be forced to one of the two corners having the same color as the Bishop's squares. The trick is to add a large bonus when the defending King is on the appropriate corner squares and a smaller credit when it is near these corners. This modification will cause the minimax procedure to find a sequence of moves which forces the defending King into one of the appropriate corners. The general theme is that the full-width search is a powerful device by itself and that the addition of a small amount of chess knowledge is sufficient to produce the desired outcome.


Kings and Pawns in the End Game

Some of the most challenging positions in the end game involve only Kings and pawns. Many of these require an approach which is more sophisticated than those described previously. Consider, for example, the position diagrammed in figure 1. This is a modification of a position presented in Berliner's thesis which demonstrates one of the major weaknesses of a full-width forward search. White has a pawn on f6 which could advance and be promoted if the Black King were out of the way. To win, the White King must come to the aid of the pawn. Since Black cannot attack White's pawns on c3 or g5 without leaving the passed pawn, he is helpless to stop White's maneuver. Although this analysis is obvious at a glance to an experienced player, a program that discovers truth by doing a full-width search is faced with a difficult problem. In order to determine that the King can force promotion of the pawn, White must complete a look-ahead search of approximately 35 plies. This is beyond the scope of even the most powerful computer. If the machine employs a general purpose algorithm which encourages the King to centralize its position during the end

game, it will search for a pathway which eventually places it on its present square (f4) or one of the neighboring squares (e3 or f3). Because of this, the correct sequence of moves would never be discovered.

In order for a full-width search to make progress in this type of position, the evaluation function must produce goal direction. One way to do this is to provide a bonus for moves which reduce the distance between the White King and the passed pawn. A secondary goal is to reduce the distance between the White King and any Black pawns which are not defended by another pawn. A tertiary goal is to centralize the White King. The first step in developing a specific implementation of this plan is to identify the territory which is denied to the White King. For this purpose, we wish to determine which squares are controlled by the pawns. The White King cannot move to a square occupied by one of its own pawns, nor can it move to a square attacked by an opposing pawn. Figure 2 presents a map of the position with each of the forbidden squares darkened. The location of these

Figure 1: Chess position which demonstrates a weakness of the full-width forward search. In this example, White has a pawn on square f6 which could advance and be promoted if the Black King were out of the way. To win, the White King must come to the aid of the pawn. Since Black cannot attack White's pawns on c3 or g5 without leaving the passed pawn, he is helpless to stop White's maneuver. Although this analysis is obvious to an experienced player, a program using a full-width search would have to search its decision tree to a depth of 35 plies (ie: 35 half moves; a ply is defined as a move by one side) in order to come to the same conclusion.







Figure 2: Forbidden squares in the figure 1 position used to help White (the computer) evaluate the position more efficiently. The White King cannot move to a square occupied by one of its own pawns, nor can it move to a square attacked by an opposing pawn. All of these squares are darkened in the figure. This diagram is used in implementing the goal directed technique described by Church and Church (see figure 3).

"taboo" squares provides the defining boundaries for potential access routes to the desired goals. The second step in implementing this plan is to use a technique described by Church and Church. Starting at each goal object, work backward toward the attacking piece(s). In our case, we are interested in creating a reward gradient which encourages the White King to approach its own passed pawn and the target pawns. To do this, we consider one goal object at a time. All passed pawns are identified. In our example, only the White pawn at f6 qualifies. The two squares diagonally in front of it (e7 and g7) are each credited with 8 "points" each. All squares immediately adjacent to these squares (but not including squares inaccessible to the White King) are credited with 7 points. Next all squares adjacent to these squares (excluding inaccessible squares) are credited with 6 points. This process is continued until we run out of squares or until we have assigned all credits down to and including 1.

The next step in the process is to identify Black pawns which are not defended by other pawns (ie: targets). In this case, the pawns at e6 and g6 qualify. Credit these two squares and the adjacent ones with 5 points each, excluding darkened squares. Next,

credit squares adjacent to these with 4 points. Continue this process until all available squares have been exhausted or until the value of 1 has been assigned. This process is executed independently for each target pawn. The last step involves credit for centralization. The four most central squares (d4, d5, e4, e5) are credited with 3 points. The squares which surround these squares are credited with 2 points. The squares which surround those squares are credited with 1 point. Points are then removed from any square which is inaccessible to the White King. When this process has been completed, the credits are totaled for each square to provide a bonus map for the White King. This map is presented in

Figure 3: Bonus map for the White King in the position of figure 1, based on a technique described by Church and Church (see references). A goal is established for a particular attacking piece, in this case the White King, and an iterative numerical technique is used to implement it. The goal is to encourage the White King to approach its own passed pawn and the target pawns. (A target pawn is an enemy pawn not defended by other pawns.) Numerical figures of merit are assigned to strategic squares close to White's passed pawn and Black's undefended pawns. Points are also awarded or subtracted for positional characteristics such as centralization of squares, etc. A type of flow algorithm assigns lower and lower values to squares in direct proportion to their distances from the strategic squares, avoiding any forbidden squares. The resulting map of numbered squares enables the King to find the right pathway by constantly searching for ascending values of squares whenever possible.






Figure 4: Another end game position, analyzed by the method of Church and Church in figures 5 and 6.

figure 3. By applying this bonus map to the terminal positions of the look-ahead search, the evaluation process will select a move sequence which causes the White King to gravitate in the proper direction. In fact, the correct sequence of moves will be selected even if White is restricted to a 5 ply search each time a move is selected. The bonus map, though simple in concept, has a tremendously beneficial effect.

There is an additional point which needs consideration. In our exposition, we have assumed that the pawns remained stationary. If a pawn were to move, the bonus map would have to be changed. This is not a major problem, however, since there are only a small number of positions that can result from pawn moves, and once the bonus map has been computed for a given configuration, it can be stored and used each time that configuration is encountered in the look-ahead tree. For this reason, the calculations which are required will not be particularly time consuming.

Another example of this strategy is based on the position presented in figure 4. This is a slight modification of figure 6.7 from the chapter of *Chess Skill in Man and Machine* by Church and Church. To apply our technique with respect to the bonus map for the White King it is necessary to determine which squares are not accessible to the White King by virtue of pawn control. As before, these include squares occupied by White pawns and squares attacked by Black pawns. The relevant squares are darkened in figure 5.

The next step is to locate passed pawns

for White. There is only one and it is located at c6. The two squares diagonally in front of this pawn (b7 and d7) are credited with 8 points. Squares adjacent to these squares which are not among the darkened squares in figure 5 are credited with 7 points. Squares adjacent to these receive 6 points. This process is continued until there are no more available squares or until the credit value of 1 has been assigned. The next step is to determine whether any Black pawns are potential targets. As before, a target pawn is defined as one which is not defended by a friendly pawn. In the present example, there are three candidates: the pawns at a6, d6 and h7. For each pawn, the value of 5 is credited to the pawn's square and the adjacent squares. Then the value of 4 is credited to each adjacent square. This process of establishing a gradient of decreasing values from 5 down to 1 as distance increases from the target is continued until the last values have been assigned. This is done for each target pawn and in each case, squares darkened in figure 5 are always excluded from the process. The last assignment process is conducted for centralization, with center squares (d4, d5, e4 and e5) receiving 3 credits each and neighboring squares receiving 2 credits. The squares one move in from the edge are assigned the value of 1 and then credits are removed from any square which has been darkened. The final step in developing a bonus map for the White King is to total the credits for each square.

The composite map is presented in figure 6. This set of bonus points will encourage the White King to move in the appropriate direction. Without this strategy

Figure 5: Forbidden squares for the position in figure 4.





Figure 7: A chess position which can be analyzed efficiently by means of the coordinate square concept proposed by Ken Church (see references). In this approach, the Black King must coordinate precisely with the White King in order to successfully defend its pawns. The technique is illustrated in table 1.

Figure 6: Bonus map for the position of figure 4. Without this map, an 11 ply search would be required for the computer (White) to discover that the pawn at a6 can be captured. Using the map, only a 3 ply search is required.

	BLACK							
8	14	15	16	16	16	15	13	11
7	15	18	19	19	18	16	14	11
6	15	17		19	19	17		11
5	14							
4	11	12	10		6			
3	8	9	10	7	5	3	1	
2	5	6	6	6	4	2	1	
1	3	3	3	3	3	1		
	a	b	c	d	e	f	g	h
WHITE								



an 11 ply search would be required for White to discover that the pawn at a6 can be captured. With the implementation of these attack gradients for the White King, however, the correct move can be selected with only a 3 ply search. As was the case in the previous example, the establishment of a plan within the evaluation function produces



MECA

announcement:

Now you can have a
3.5 Megabyte Storage System
 using low cost Tape and Disk!



MECA provides you with a choice of tape, or disk, or both. Each can be used as a stand-alone system, or together as a **FULLY INTEGRATED SYSTEM**, providing you up to 3.5 Megabytes of on line storage for your S-100 bus computer.

CAPACITY

- ALPHA-1 Tape System stores over 750K bytes on each side of a C-90 cassette.
- DELTA-1 Disk System uses *double density* which stores up to 200K bytes on 5 1/4" mini-floppy.

SPEED

- ALPHA-1 high speed searches 100 inches per second.
- DELTA-1 worst case search is 1.5 seconds.
- ALPHA-1 Data Transfer Rate is 781 Bytes per Second.
- DELTA-1 Data Transfer Rate is 25,600 Bytes per Second.

SOFTWARE

- Operating System handles variable length named files, is Random Access, Updates, Packs and Copies with a single command. Includes Editor, Assembler and Debugger.
- Microsoft BASIC available in 8K, Extended and Disk Extended BASIC.
- CP/M* available for the DELTA-1.

SYSTEM INCLUDES:

Each drive with its own electronics, controller, power supply, cabling, case, manual and software on cassette or 5 1/4" disk. Wood panels on ALPHA-1 are optional.

NORTH STAR OWNERS

Double your capacity. Upgrade your present system using your SA400 Drive by purchasing the DELTA-1 Control Card and double-density software.

For complete information, phone or write:



7026 O.W.S. Road, Yucca Valley, CA 92284
 (714) 365-7686

*CP/M is a trademark of Digital Group.

a goal directed search without requiring an enormous look-ahead tree. This increase in efficiency is highly desirable.

Because the process is directed by the location of the pawns, changes in the map will occur infrequently and therefore only a relatively small number of bonus maps will be required for any one search. Once a map has been calculated for a particular pawn configuration, it can be stored and used later whenever it is needed. Although this strategy seems to work well in the examples we have presented, it is reasonable to ask whether this procedure will work in all end game situations. Unfortunately, the answer is no.

Consider the position presented in figure 7. This is a famous end game problem which appears as diagram 70 in Reuben Fine's classic chess book, *Basic Chess Endings* (see references). It was analyzed in 1975 by Monroe Newborn to determine if his special end game program, Peasant, could solve it. After several unsuccessful efforts, Newborn concluded that the problem would require about 25,000 hours of processor time before a solution could be found (see *Chess Skill in Man and Machine*, page 129). The problem is difficult, but not as impossible as Newborn suggests. Because Peasant does not have a transposition table, the program did not take advantage of the tremendous number of identical terminal positions which are encountered when an exhaustive search is made of this position. Because the pawns are locked, the only moves which are possible are King moves, and this greatly increases the potential number of transpositions.

The position was submitted to Northwestern's chess program Chess 4.5 running on the CYBER 176 system at Control Data headquarters in Minneapolis. David Cahlander discovered that Chess 4.5 could solve the problem after a 26 ply search! This required ten minutes of processor time on the powerful CYBER 176. Although it is interesting to know that the problem can be solved by a brute force search, this type of solution is not particularly elegant and it requires a level of hardware sophistication that is not likely to be available in the small system for a few years yet.

The Coordinate Squares Approach

What can be done to make this problem more manageable? Interestingly enough, there is a rather neat approach to problems of this type which has been examined in some detail by Ken Church in his under-

SPECIAL MESSAGE:

MICROPROCESSOR ENGINEERS

EW SOFTWARE ENGINEERS

Major NEW Avionics ESM programs with production follow-on to provide systems operating capability through the year 2000 requiring state-of-the-art development of multifunction distributed microprocessors, now provide innovative engineers with an ideal new career opportunity.

AMECOM has an immediate need for:

Six (6) **MICROPROCESSOR DESIGN/ DEVELOPMENT ENGINEERS**

Ten (10) **REAL-TIME ELECTRONIC WARFARE SOFTWARE ENGINEERS**

These positions range from Member of the Technical Staff to Senior Scientist with salaries to \$35,000.

If this sounds like the opportunity you have been waiting for, we urge you to call COLLECT or send your resume including salary history to

PHILIP T. FOSTER
(301) 864-5600

Amecom is located in a pleasant Maryland suburb with your choice of city, country, mountain or water living, close to the Nation's Capital and five major universities.



Amecom Division
LITTON SYSTEMS, INC.

5115 Calvert Rd., College Park, Md. 20740
An Equal Opportunity Employer M/F/H

Circle 6 on inquiry card.

**NO FRILLS! NO GIMMICKS! JUST GREAT
DISCOUNTS
MAIL ORDER ONLY**

HAZELTINE

1400	\$ 650.00
1500	995.00
Mod 1	1495.00

CENTRONICS

779	895.00
779 tractor	950.00
700 tractor	1095.00
761 KSR tractor	1595.00
703 tractor	2195.00

NORTHSTAR

Horizon I assembled	1629.00
kit	1339.00
Horizon II assembled	1999.00
kit	1599.00
Disk System	589.00

TELETYPE

Mod 43	1095.00
--------------	---------

IMS

16K Static Memory	459.95
-------------------------	--------

DIGITAL SYSTEMS

Computer	\$4345.00
Double Density Dual Drive	2433.00

IMSAI

VDP 80/1000	\$5895.00
VDP 40	3895.00
VDP 42	3995.00
VDP 44	4250.00
16K Memory assem.	399.00
PCS 80/15	679.00

15% off on all other IMSAI products

CROMEMCO

System III \$1000 off ..	4990.00
--------------------------	---------

10% off on all other Cromemco products

TEXAS INSTRUMENT

810 Printer	1625.00
-------------------	---------

ADDS

Regent 100	1095.00
------------------	---------

Most items in stock for immediate delivery. Factory-fresh, sealed cartons.

DATA DISCOUNT CENTER P.O. Box 100
135-53 Northern Blvd., Flushing, New York 11354, 212/465-6609

N.Y.S. residents add appropriate Sales Tax. Shipping FOB N.Y.
BankAmericard, Master Charge add 3%. COD orders require 25% deposit.

graduate thesis at MIT. Working with Richard Greenblatt as his advisor, Church applied the chess concept of coordinate squares to this position. The basic notion is that the Black King must coordinate precisely with the moves of the White King in order to successfully defend its pawns. For any particular square which the White King occupies, there are only a limited number of squares which the Black King can occupy and still hold his act together.

In his thesis, Ken Church presents a fairly extensive analysis of King and pawn end games. For our present purpose, we will limit our analysis to King and pawn end games in which the pawns are locked and we will modify Church's approach to suit our conditional evaluation strategy. The major difference is that Church attempts to discover a complete solution to the problem using the coordinate squares idea. We propose, instead, to use the coordinate squares approach to provide the evaluation function with additional chess knowledge. With this modification, a full-width search of reasonable depth can find the correct move.

Using figure 7 as an example, the first step in this process is to determine which squares are denied to each of the Kings by the existing pawn configuration. By noting that each King cannot move to a square that is occupied by its own pawn or that is attacked by an opponent's pawn, one can easily determine that squares a4, b4, c5, d4, d5, e4, e5, f4 and g4 are denied to the White King. Likewise, squares a5, b5, c5, c6, d6, e5, e6, f6 and g6 are denied to the Black King. Neither side has a passed pawn, but there are multiple targets, since none of the pawns are defended by friendly pawns.

By applying the strategy described earlier, it is possible to calculate a composite attack map for the White King on the basis of the target pawns at a5, d6, and f5 and taking into account the centralization subgoal. The resulting map for Fine's position is presented in figure 8. The squares without a number are the squares which are denied to the White King because of the pawn structure. Given the position of the White King (a1), a shallow search using this attack map as part of the evaluation function would encourage the White King to approach the target pawn at a5 (eg: b2, c3, c4, b5, a5). If the Black King were more than five moves from a5, this sequence of moves would lead to success. Given that the Black King is at a7, however, this plan is doomed to failure. In fact, the first move in the sequence, b2, is fatal and transforms a winning position into a draw. There are two important conclusions that follow from this discovery. The first is

**CATCH
THE
S-100 BUS**



	LIST PRICE	OUR SPECIAL CASH PRICE
Imsai 8080 Kit	699 ⁰⁰	569 ⁹⁵
Socket set for MPU & front panel	15 ⁰⁰	12 ⁸³
S.D. Sales 32K Kit W/8K of RAM (dynamic)	199 ⁰⁰	170 ¹⁵
SSM 10-4 2 parallel & 2 serial port kit	149 ⁹⁵	128 ²¹
100 pin edge connector & card guides - set of 5	32 ⁵⁰	22 ⁰⁰
	1095 ⁴⁵	903 ¹⁴

SUPER SPECIAL

Package Price - all of the above for only 885⁰⁰

Check Our Prices On:
Cromemco, Vector Graphic, Mullen,
Digital Systems, Centronics, Sanyo,
Hazeltine, Computalker, IMSAI, ECT,
IMC, North Star, Trace
Plus Most Other Major Lines.

Subject to Available Quantities. Shipping and Insurance Extra.
Prices Quoted Include Cash Discounts.

Bus... **S-100, inc.** S60
Address... **7 White Place**
Clark, N.J. 07066
Interface... **201-382-1318**




Figure 8: Bonus map for the position of figure 7, a composite attack map for White based on the target pawns at a5, d6 and f5, and taking into account the centralization subgoal.

that our simple goal-gradient approach does not always work. The second is that chess end games are much more difficult than a novice player might suppose.

Let us extend Ken Church's ideas and apply the concept of coordinate squares to this position. First, we wish to assign each of the squares to one of three categories: under the influence of the Black King, under the influence of the White King, or contested. To do this we compute the distance from each King to each square, given the constraints imposed by the existing pawn structure. This creates two distance maps, one for the White King and one for the Black King. For squares which are not accessible to one or both of the Kings, we assign a distance score based on the number of King moves required to reach that square by traveling across accessible squares. Next, each square which is closer in moves to the Black King than to the White King and is not denied to the Black King is assigned to Black. Each square which is closer to the White King than to the Black King and is not denied to the White King is assigned to White. The remaining squares are assigned to the contested category. The results of this procedure are summarized in figure 9. The squares assigned to Black are indicated by the letter B and the squares assigned to White are indicated by a W. The blank squares belong in the contested category.

If the territory under the influence of either King is adjacent to an opponent's pawn, the contest is essentially settled since

Pacific

DIGITAL Λ

8K85

8K STATIC RAM
ASSEMBLED
S-100

**RELIABILITY
QUALITY
DEPENDABILITY**

**ADDRESSING
PROTECT
BUFFERING
LOW POWER
WAIT STATES
QUALITY
GUARANTEE
DELIVERY
PHANTOM
TESTING**

TWO INDEPENDENT 4K BLOCKS SELECTED BY PLUGGABLE JUMPERS AT BOARD EDGE

ON-BOARD SWITCH WRITE PROTECTS/UNPROTECTS ALL 8K OR EACH 4K BLOCK CAN BE PROTECTED VIA FRONT PANEL

ALL S-100 BUS LINES ARE FULLY BUFFERED ONE LS-TTL LOAD PER LINE

21L02 RAMS - THE 8K85 TYPICALLY REQUIRES 1.5 AMPS AT 6 VOLTS - 4 ON-BOARD 5 VOLT REGULATORS

0, 1, OR 2 WAIT STATES MAY BE SELECTED VIA A PLUGGABLE JUMPER

THE BOARD IS GLASS EPOXY WITH SILK SCREEN LEGEND FULL SOLDER MASKS ON BOTH SIDES. FLOW SOLDERING GOLD CONTACTS

IF NOT SATISFIED RETURN THE UNDAMAGED 8K85 WITHIN 10 DAYS FOR FULL REFUND - ALSO 90 DAY LIMITED WARRANTY

STOCK TO 30 DAYS - CALL BETWEEN 8:30 AND 6:00 TO RESERVE YOUR 8K85 CR FOR MORE INFORMATION

MEMORY DISABLE IS IMPLEMENTED VIA PHANTOM (PIN 67)

COMPLETE TESTING NOT ONLY OF ALL MEMORY CELLS BUT ALSO OF ALL SUPPORT CIRCUITRY AND OPTIONS

SPECIAL INTRODUCTORY PRICE ASSEMBLED/TESTED

450 ns

\$14995

250 ns

\$18995

CALIFORNIA RESIDENTS ADD 6% TAX

(714) 992-5540
2555 E CHAPMAN AVE
SUITE 604
FULLERTON, CA 92631

TRS-80 SOFTWARE ON COMPATIBLE CASSETTES OR DISKETTES

SUPERZAP Hex dump utility for examining & changing disk sectors or main memory - Needs DOS 2.1 and 32K \$25

DISASSEMBLER IN MACHINE CODE Works with disk object load modules & provides location reference table, also disassembles any ram locations \$25

ASSEMBLER MODS FOR DISK OPERATION Changes your TRS-80 non disk assembler to provide full disk I/O utilities \$25

LOAD MODULE Accepts EDTASM created load modules from tape & converts & stores them in DOS executable format on disk \$25

LEVEL I RELOCATED IN LEVEL II RAM (16K) - Run your non-convertible Level I programs or make Level I compatible tapes in your Level II machine \$15

ACCOUNTS RECEIVABLE AND INVENTORY CONTROL - Disk based systems requiring DOS 2.1 (unlizes random files) By Mike Kelleher \$30 ea.

BASIC DIRECTORY Allows review & execution of disk (directory) programs while under BASIC, with automatic Index Feature \$15

ANYSORT Utility program allows definition & manipulation of any form of data file. Useful for record keeping & inventory control \$15

TRIBBLE TRAP - One of the best Level II graphics games we've seen \$ 7

Above 3 programs by Ralph Burris require Level II.

3-D REAL TIME LUNAR LANDER, \$10; PLAY CHESS, \$5; TWINS PARADOX, \$2; By Michael Dreiger (16K Level III)

MICRO TEST EDITOR (Word Processor) 4K, \$8; BIG PRINT, \$2; & CONCENTRATION 16K, \$4; By Don Coon (Level II only)

MAIL LIST Disk based program which SORTS & prints LABELS By James Beauchamp \$35

FINANCEER 20 Financial type programs on disk by James Beauchamp \$35

JOB ENTRY & STATUS REPORT - By Al Hargis requires 32K & DOS 2.1, handles 340 jobs in 48K \$75

DATA-SET CONTROL PACKAGE Provides cassette file OPEN, READ, WRITE & CLOSE functions plus 2 utility programs & full documentation \$ 8.

PERSONAL FINANCE PACKAGE - (3 Programs) \$15.

MORTGAGE CALCULATIONS & MATH TEST \$ 5 ea

The above 3 programs by John DeMita

HOROSCOPE CASTING BY COMPUTER by D. L. Pitman \$10

Level II has output formatted for printer

QUBIC By Alvin Files (3-D tic tac toe with graphics) Level II (16 K) \$ 4

HERO'S QUEST - A version of swords & sorcery 16 K (Level III) \$ 5

SEND FOR FREE CATALOG FOR COMPLETE PROGRAM LISTING A FEW SAMPLE GAMES FOLLOW: STAR TREK (8K), FLIGHT SIMULATOR (4K), FOOTBALL (8K) \$ 5 ea

ADD \$2 FOR PROGRAMS ON CASSETTE, \$5 FOR DISKETTE
(INCLUDES SHIPPING AND HANDLING) Colorado residents add 6% sales tax.

Aboardat, Incorporated

6000 E Evans Av Bldg. 2
Denver, Co 80222 (303) 758-7275

COMPUTER
INTERFACE
TECHNOLOGY

Circle 9 on inquiry card.

January 1979 · BYTE Publications Inc

137

Figure 9: The square control concept applied to the position of figure 7. Each of the squares is assigned to one of three categories: under the influence of the Black King, under the influence of the White King, or contested. To do this, the distance from each King to each square is computed, given the constraints imposed by the existing pawn structure. Each square closer in moves to the Black King and not denied to the Black King is assigned to Black, and vice-versa. The remaining squares are labelled as contested. Through a complex series of manipulations and the use of so-called frontier squares (see text), White is actively directed to attack Black's pawns using the strategy of trying to prevent Black from moving onto strategic coordinate squares which are vital to Black's defense.

		BLACK							
8		B	B	B	B	B	B	B	B
7		B	B	B	B	B	B	B	B
6		B	B				B	B	B
5									B
4				W					W
3		W	W	W	W	W	W	W	W
2		W	W	W	W	W	W	W	W
1		W	W	W	W	W	W	W	W
		WHITE							
		a	b	c	d	e	f	g	h

that pawn would be open for capture. Since this is not the case for the present position, we wish to define a special category of squares called *frontier squares*. A frontier square is any square under your influence that is adjacent to an accessible contested square or is adjacent to an accessible square under the influence of the opponent.

For the position diagrammed in figure 7, the frontier squares for White are c4 and h4. The next step is to determine, for each of these frontier squares, the set of squares under Black's influence which, if the Black King were located on that square, would prevent the White King from moving from the frontier square to any of the contested squares or to any of Black's squares. For the frontier square at c4, the Black King would have to be at either a6 or b6 to prevent the White King from penetrating to b5. For the frontier square at h4, the Black King would have to be at g6 or h6 to prevent penetration by the White King. (Note that the Black King could not legally be at h5 if the White King were at h4.) These defense squares for Black can be determined by the machine by placing the White King on the frontier square and conducting a shallow tree search with White to move first and determining

From the people who brought you KIMSI —
Mr. Interface™ does it again with...

BETSI

The PET* to S-100 bus
Interface/Motherboard



Expand your PET as easily as S-100 users !

- Plugs directly into any PET, no cable fabrication or additional connectors required.
- Compatible with virtually all S-100 boards (including memory and I/O types).
- Does not slow the CPU or alter PET's operation in any way.
- Does not interfere with PET's IEEE or parallel user ports.
- Interface draws only 100ma at 8V.

And Betsi includes:

- On-board *Dynamic Memory Controller* for the S.D. Sales "Expando-ram" high density/low power memory board (expand PET's memory to the limit on a single S-100 card)!
- On-board sockets and decoding circuitry for 8K of PROM (add future PET firmware *without* purchasing an S-100 PROM card).

Now available from stock at a price that can't be beat (even just for memory expansion)!

BETSI Interface/Motherboard — Kit \$119, Assembled \$165

Expandoram 24K memory board — Kit \$364, Assembled \$414

See your local dealer or contact: **FORETHOUGHT PRODUCTS**

87070 Dukhobar Road #F
Eugene, Oregon 97402



* PET is a Commodore product


empirically which locations for the Black King successfully repel the invader.

The next step in this process is to determine the shortest distance between each pair of frontier squares. For the present position, there are only two frontier squares and thus one minimal distance. Five King moves are required to travel between the two frontier squares. If Black is to be successful in defending, the Black King must be able to move from a defense square for h4 to a defense square for c4 in the same number or in fewer moves than it takes the White King to travel between the two frontier squares.

For this reason, each square in Black's defense set for c4 must be five or fewer moves from one of the defense squares for h4. Also, each square in the defense set for h4 must be five or fewer moves from one of the defense squares for c4. This requirement places a further restriction on those squares which satisfy the necessary defense conditions. One will note that a6 is six moves from the nearest square in the defense set for h4. Also, h6 is six moves from the nearest square in the defense set for c4. Therefore, the true defense set for c4 contains only b6 (a6 will not suffice). The true defense set for h4 contains only g6 (h6 will not suffice). Thus, we have determined that when the White King is on c4 and has the move, there is one, and only one, coordinate square for the Black King (b6). If the White King is on h4 and has the move, there is one, and only one, coordinate square for the Black King (g6).

The next step is to generalize this analysis to squares in White's territory which are immediately adjacent to the frontier squares. In this case, squares b3, c3, d3, g3 and h3. The square at b3 is one King move from the frontier square at c4 and six moves from the frontier square at h4. If the White King is at b3, therefore, the Black King must be on a square which is simultaneously one move from b6 and six or fewer moves from g6. The squares which satisfy this condition (ie: the coordinate squares for b3) are a6, a7, b7, and c7. This same set of calculations can be made for the other adjacent squares. The coordinate squares for c3 are b7 and c7. For d3, there is only one coordinate square, namely c7. Since the White King can move directly from c3 to d3 and Black must move to c7, and only c7, to maintain his defense, it is not possible for him to be on c7 when the White King is on c3. If he were, he would not be able to move when White moved from c3 to d3 and still satisfy the defense requirements. For this reason, only square b7 is sufficient for Black when White is on c3. In addition, since b3 is adjacent to c3, the coordinate square for c3 is not avail-

16K STATIC RAM



**Fully Assembled,
Tested, Guaranteed.**

450 nsec \$310
250 nsec \$345

Static TMS 4044—Fully Static 4Kx1 Memory Chips for reliability and DMA capability.

Fully S-100 Bus Compatible—Dip Switch Addressable in two 8K blocks, 4K increments. Write Protectable in 8K blocks, Memory Disable using Phantom (pin 67) or strappable to any other pin. Built in Wait States (selectable 0 to 3).

Bank Select—Built in Bank Select using device code 40H (Cromemco software compatible) - addressable to 512 KB. Also has alternate strappable code 80H-making addressable over 1 million bytes.

Quality Components—First quality factory parts, fully socketed, Input/outputs fully buffered. Glass epoxy board with silk screened legends, solder masks, Gold Contacts.

Guaranteed—Parts and labor for 90 days. If not satisfied, return the undamaged board within 10 days for a full refund (U.S. only).

Orders—You may phone for Visa, MC orders 10 to 4 CST. Personal checks must clear prior to shipping. Shipping - Normally from stock. Expected shipping date will be promptly notified in case of delay. Illinois residents add 5% Sales Tax. No COD. Please include phone number with your order.

S.C. Digital

1240 N. Highland Ave. Suite 15
Aurora, IL 60506 312-897-7749

Need Intelligence in your 488 Instrumentation System ???



**Get it with your favorite S-100 computer
and the P&T-488 Interface Board.**

The P&T-488 Interface Board gives your S-100 computer the ability to be a talker, listener, or controller on the IEEE-488 instrumentation bus. Three software packages are available: 1) Driver for **North Star DOS/BASIC** 2) Driver for **CP/M** which can be used by **MBASIC** or **CBASIC** 3) Driver for direct assembly level programming (for generating customize J systems.) Price of the P&T-488, assembled and tested with any one of the software packages, is \$400.




PICKLES & TROUT
P.O. BOX 1206, GOLETA, CA 93017, (805) 967-9563

Julius Caesar tried, Genghis Khan tried, Napoleon tried too . . . now . . . It's your turn.

We can't guarantee that you'll control the world with a **Mullen Controller Board** kit; but this S-100 peripheral can control disco lights, automatic cat feeders, time lapse photography experiments, environmental heating systems, and a whole lot more. 8 opto-isolator inputs respond to external stimuli . . . your computer decisions based on this information . . . and interfaces to the outside world through 8 on-board computer controlled switches, suitable for driving low power loads or triggering Mullen 500 Watt power modules. Interested? We thought you would be. So, we've prepared an information packet available at finer computer stores across the nation . . . or, circle the reader information number.

**Just what the world needs:
products to make your computer useful.**

MULLEN Computer Products
BOX 6214, HAYWARD, CA 94545



Don Lancaster's "Cheap Video" concept allows almost unlimited options, including:

- * Scrolling - Full performance cursor.
- * Line/Character formats of 16/32, 24/80, 32/64 . . . or almost anything.
- * Graphics - up to 256 X 256 B&W; 96 X 128 COLOR (requires low-cost option modules)
- * Works with 6502, 6800 and other micros.

SPECIAL OFFER: Buy the Kit (upper case alphanumeric option included) & get the Book at 1/2 price.

B&A ELECTRONICS, DEPT. B, 1020 W. WILSHIRE BLVD., OKLAHOMA CITY, OK 73116

I'm Sold, PLEASE RUSH () SEND FREE CATALOG
 () TVT-65g Kit & Cheap Video Cookbook - \$42.95
 () TVT-65g Kit only (book required for assembly) - \$39.95

name: _____
 address: _____
 city: _____ state: _____ zip: _____

B&A ELECTRONICS, DEPT. B-1, 1020 W. WILSHIRE BLVD., OKLAHOMA CITY, OK 73116

able for b3. Thus the set for b3 is further restricted to a6, a7 and c7.

If we examine g3, we will discover that it is one move from the frontier square at h4 and four moves from the frontier square at c4. This implies that the Black King must be on a square which is one move from b6 and four or fewer moves from g6. There are only two squares which satisfy this requirement, namely, f6 and f7. Therefore we can conclude that no square other than f6 or f7 will serve as a coordinate for g3. When we examine h3, we will find that there are three potential coordinate squares: f6, f7 and g7. Since this set shares f6 and f7 with the defense squares for g3, further restrictions are implied. It is not possible for the same square to serve as a coordinate square for two adjacent squares since it is not possible for Black to pass when it is his turn to move. Therefore if f6 is assigned to h3, then f7 *must* be assigned to g3. If f7 is assigned to h3, then f6 *must* be assigned to g3.

The next step in this process is to determine the set of coordinate squares for each square on the minimum pathway(s) between the two frontier squares for which the coordinate squares have not yet been determined. The new squares are e2, e3, f2 and f3. By following the same analysis as before, we can determine that the coordinate squares for e2 and e3 are d7 and d8. The coordinate squares for f2 and f3 are e7 and e8. Because of the adjacency restrictions, the assignment of one of these values automatically restricts the other square to the remaining value.

The results of our coordinate square analysis are summarized in table 1. When it is Black's turn to move and White has moved to one of the squares listed in the table, Black must be able to move to a coordinate square. For this reason, the evaluation function for the machine can be modified to give

Square of the White King	Coordinate Squares for the Black King
b3	a6, a7, c7
c3	b7
c4	b6
d3	c7
e2	d7, d8
e3	d7, d8
f2	e7, e8
f3	e7, e8
g3	f6, f7
h3	f6, f7, g7
h4	g6

Table 1: Results of the coordinate square analysis for the position of figure 7. Shown are the potential squares for the Black King which defend against the White King's threats when it is White's turn to move.

a bonus of 20 points to White for any terminal position in the look-ahead tree where it is Black's turn to move and the Black King is more than one move from a necessary coordinate square. If it is White's turn to move, a 20 point bonus will be awarded to any terminal position in the look-ahead tree where Black is not located on a necessary coordinate square.

Let us consider how this in combination with the White King attack map (figure 8) will affect the outcome of the look-ahead search. The machine will try to find a pathway to squares c3 or d3 because their attack value of 7 is higher than any of the surrounding squares. Even better would be a pathway to c4, since its attack value of 10 is larger than 7. In each of these cases, the machine will also try to satisfy the condition that Black cannot be on a proper coordinate square when the White King reaches c3, d3, or c4 so that the additional 20 point bonus is also earned. In attempting to do this, it will find that if the White King moves from a1 to either a2 or b2 on his first move, the 20 point bonus will be lost forever. The reason is that either of these moves allows the Black King to coordinate and, because of the minimax strategy, the tree search will always assume replies for Black which maintain this coordination. If the White King's first move is to square b1, the Black King cannot coordinate and the 20 point bonus will still be available at some of the terminal positions in the tree. It is not surprising, therefore, to find Reuben Fine advising that K-N1 is the only move for White which preserves the win.

In order for the machine to find this move, assuming that both the attack map and the coordinate squares information are incorporated in the evaluation function, a search of nine plies is required. This is a tremendous improvement over the 26 ply search required by the unmodified program. In order to actually win a Black pawn, the White King must move to c3 or c4 with Black not in coordination and make a 13 ply look-ahead search. If the White King moves to d3 with Black not in coordination, an 11 ply search will suffice. In order to prevent a draw, White will avoid repeating identical positions and thus will eventually travel to c3. From this vantage point, the win of a pawn can be visualized with a 9 ply search. Therefore, the problem could be solved by the machine if it searched to a depth of nine plies for each move calculation. With a program such as Chess 4.5, a 9 ply search for this position can be conducted in less than two minutes on even a medium power computer.

The procedures which we have described

The **EAS** Full-Size Floppy Disk Drive System

Introductory Price of \$1,995 (Only Until Jan 31, 1979)
Fully Assembled and Tested

- Two full-size 8" Shugart drives
- Power supply, interface, cables, cooling fan, strong aluminum chassis, attractive wood cabinetry.
- Controller with Western Digital 1771B controller chip and on board prom boot strap loader for CP/M[™], which is the disk operating system Software recommended and available separately from EAS including assembler, text editor and debugger, and EAS's I/O handlers (BIOS) together with powerful utilities.
- Available with or without controller.
- Capable of formatting diskettes
- 90 day parts and workmanship warranty.
- S-100, Z-80, 8080 compatible.
- Storage capacity is a quarter of a million bytes per drive, a total of a half a million bytes per system
- Shugart drives used in our systems have the most mechanical reliability of any flexible disk drives on the market.
- Dealer inquiries are invited.



Electro Analytic Systems, Inc.
PO Box 102 • Ledgewood, NJ 07852
Phone: (201) 584-8284

[™]CP/M[™] is a trademark of Digital Research, Inc.

● JOIN US ● IN THE SOFTWARE BUSINESS

PUT YOUR SPARE TIME INTO MARKETING OUR FINE OFF THE SHELF SOFTWARE.

— 20 - 40% QUANTITY DISCOUNTS —

For WANG systems:

PAYROLL	\$200.00
ACCOUNTS PAYABLE	\$200.00
GENERAL LEDGER	\$200.00
ACCOUNTS RECEIVABLE	\$200.00
FINANCIAL CALCULATIONS	\$ 40.00
PCS WORD PROCESSOR	\$ 60.00

For DATAPOINT systems:

MAILING LABELS	\$135.00
PAYROLL	\$800.00
ACCOUNTS RECEIVABLE	\$600.00
PATIENT CENSUS	\$600.00
MEDICARE BILLING (A & B)	\$1000.00
ACCOUNTANTS TIME/BILLING	\$300.00
GENERAL LEDGER	\$600.00

For MICRODATA systems:

ORDER ENTRY SYSTEM	\$900.00
ACCOUNTS PAYABLE	\$400.00

Basic Programs For DEC and Radio Shack systems:

GAMES	\$ 7.95
STATISTICS	\$ 10.95
FINANCE	\$ 10.95
SALES ANALYSIS	\$ 30.75
MAILING LIST	\$ 9.95
PAYROLL	\$ 23.05
PERSONAL FINANCE	\$ 7.95
RENT ROLL SYSTEM	\$ 75.00
OTHERS	FROM \$ 7.95

For IBM systems:

ACCOUNTS RECEIVABLE	\$100.00
INVENTORY CONTROL	\$100.00
GENERAL LEDGER	\$100.00
DEPRECIATION/AMORTIZATION	\$ 60.00
ACCOUNTS PAYABLE	\$100.00

**NATIONAL SOFTWARE
MARKETING INC.**
4701 McKinley Street, Hollywood, Fla. 33021

NOW!

LOW PRICED EIA RS-232 CABLES IN STANDARD LENGTHS



**Just \$15 plus
50¢ per foot.**

IDS now supplies quality cables with male to male, male to female, or female to female connectors in 5, 10, 15, 20, 25, 30, 40 & 50 foot lengths. No minimum order necessary. Just phone or mail in your orders. Special cable configurations also available. Immediate delivery from stock.

ON GSA SCHEDULE

7 Wellington Rd., Lincoln, R.I. 02865
Tel: 401-333-6200
• TWX: 710-384-1911
Export: EMEC, Box 1285, Hallandale, Florida 33009



**INTERNATIONAL
DATA
SCIENCES, INC.**

are applicable to a wide range of end game positions. The coordinate squares analysis demonstrates that even highly complex end game positions are manageable when the full-width search employs a sufficiently knowledgeable evaluation function. Although the examples we have discussed encompass only a few types of chess positions, we hope that the reader will envision the power which is potentially available when the evaluation function is modified to incorporate relevant chess knowledge. The implementation of this approach on a broad scale should eventually produce chess programs which can be run on medium power machines and still compete on equal terms with strong human players.

Quiescence

Another important area for the application of chess knowledge is the problem of *quiescence*. It is essential that the static evaluation function not be applied to a turbulent position. If the next move has the potential to produce a major perturbation of the situation, the evaluation which is rendered will not be accurate. For example, it makes little sense to apply a static evaluation function in the middle of a piece exchange or when one of the Kings is in check. In each case, the judgment which is rendered will not be reliable. For this reason Chess 4.5 presently goes beyond the predetermined search depth at "terminal" positions where a capture might be profitable for the side whose turn it is to move, where certain types of checking moves are possible, or where a pawn is on the seventh rank. This extended search facility is called the quiescence search, and its major objective is to produce reasonably static positions for which the evaluation function can provide accurate assessments.

A weakness of this present implementation is that the definition of a turbulent position is much too narrow. There are many situations in addition to capture threats, checks on the King, and pawn promotion threats which are clearly turbulent. Larry Harris has characterized some of these in chapter 7 of *Chess Skill in Man and Machine*. Harris includes in this category positions which involve a pawn lever, a back rank mate threat, or sacrifice potential. The interested reader can consult Harris' chapter for operational definitions of these patterns. It is essential to note that these and other important patterns are not easily detected. In each case, a fairly sophisticated pattern analysis capability is required. A reasonable



+



\$1195

**U.S. ROBOTICS
SERIES-300 MODEMS**

300 BAUD
103/113 COMPATIBLE
ACOUSTIC/HARDWARE VERSIONS
ORIGINATE/ANSWER VERSIONS

**TELETYPE
MODEL 43**

10 OR 30 CHAR/SEC
132 COLUMNS
UPPER/LOWER CASE

U.S. Robotics now combines the price/performance leader in 300 Baud Modems with the price/performance leader in hardcopy terminals to bring you teleprinter capability at incredible package prices.

USR-310 Originate Acoustic Coupler + Teletype Model 43 KSR = \$1195
 USR-330 Originate/Auto-Answer FCC Certified Modem + Teletype Model 43 KSR = \$1365
 USR-320 Auto-Answer FCC Certified Modem + Teletype Model 43 RD = \$1215

Stand alone modems and teletype available:
 Teletype 43 KSR with RS232C \$1095
 USR-310 Originate Acoustic Coupler
 (Operates with any standard telephone) \$149

	Direct ¹ Connect	Telco ² DAA
USR-330 Originate/Auto-Answer Modem	\$324	\$185
USR-320 Auto-Answer Modem	\$299	\$160

(¹F.C.C. Certified Package. Connection to phone lines via standard extension phone jack.)
 (²Connection to phone lines via CBS-1001F DAA which can be leased from phone company for approximately \$5.00/mo. plus installation fee.)

Interfaces for stand alone modems:
 USR-310 — RS232C only
 USR-320 and USR-330 — RS232C and 20 ma.
 (Specify with order. If both interfaces are required, add \$10 to unit price.)

All products include a 90 day warranty and optional annual maintenance package. Add 1% shipping and handling in the continental U.S.
 Illinois residents add 5% Sales Tax.

U.S. ROBOTICS, INC.
 1035 W. Lake St/Chicago, IL 60607/(312) 733-0497


goal for improving the present forward search chess programs would be the development of an efficient procedure for detecting potential sources of turbulence. The central objective would be to use this information as one of the decision criteria for terminating search at a node. If the position is not quiescence in respect to a potential perturbation which has been detected, the look-ahead process should be continued.

For example, during the opening when the machine leaves its library with information that the control of a particular square is an important objective, the decisions about search termination can consider whether the position is quiescent in respect to perturbations which might influence control of the key square. Another example of this idea involves the end game. If the preliminary analysis indicates that a particular pawn should be an attack target, the decision for search termination should consider whether each position is quiescent with respect to this goal. Positions at the predetermined depth level will be evaluated only if all potential attackers are more than two moves away from the target. When one or more attackers are close to the goal, the search process will be continued to determine if capture is feasible. This modification of the search process introduces a goal directed selective search at the terminal positions of the full-width tree. The addition of several extra plies of search at relevant nodes in the tree can mean the difference between finding and just missing an important continuation. This type of facility is difficult to implement and difficult to control properly, but the potential gains are such that the effort is worthwhile.

Establishing Appropriate Goals

In order to implement this goal direction feature in the evaluation function and quiescence search, it is necessary to recognize that a goal which may be of paramount importance at the base node of the look-ahead tree may no longer be relevant at some of the terminal nodes. Intervening moves may accomplish the necessary goal or may alter the situation such that it is no longer possible. In these cases, the conditional evaluation function would be directed at an inappropriate goal. One way to deal with this problem would be to select goals which were both general and long range. In this case, they should continue to be relevant at the terminal nodes of the look-ahead tree. Unfortunately, this is a fairly severe limitation on the goal directed search and is

Give your computer its freedom of speech



Give your computer its "Freedom of Speech" with the COMPUTALKER CT-1 Speech Synthesizer. Under software control, sounds are defined in real time. These parameters, transmitted from your computer at high speed, enables the Model CT-1 to produce highly intelligible and quite natural sounding speech. In fact, you can even give your computer its own character and dialect.

Only COMPUTALKER gives you a choice of two different software-controlled sounds... CTEDIT Parameter Editor for natural sounding speech (standard) or the optional easy to program CSR1 Synthesis-by-rule program for the "computer" sound.

Model CT-1 Synthesizer..... \$395
 CSR1 Software..... \$ 35
 Software Package II..... \$ 30
 Calif. residents add 6% sales tax

Software is available on CPM 8", North Star 5 1/4", Micropolis, CUTS, CUTS for SOL, Tarbell, MITS ACR, Paper Tape

DEALERS: GIVE YOUR CUSTOMERS THEIR "FREEDOM OF SPEECH"
 WRITE OR CALL FOR COMPLETE DEALER INFORMATION



COMPUTALKER CONSULTANTS

1730 21st St., Suite A
 Santa Monica, CA 90404
 (213) 392-5230

A PROFESSIONAL COMPUTER TERMINAL FOR THE HOBBIEST SINGER

7100/7102
 New & Reconditioned
 Terminals with
 ASCII Code



FEATURES:

\$650. to \$1295.

7100

- ASCII CODED without tape punch or reader
 - 110 BAUD
 - Word Processing Quality • RS232 Serial or Current loop Interface • Nationwide Service
 - Warranty • Off line use as Typewriter
- Option: TRS-80 Radio Shack (RS 232-C) serial interface available now*

7102

- Same features as 7100 plus tape punch & reader

TERMS:

C.O.D. and
 Cashier's Check
 Shipping and
 Handling \$35.00 ea.



COMPUTER CORPORATION
H&K COMPANY
 15 East 31st Street
 Kansas City, Missouri 64108
 (816) 561-1776

Why Pay More?


Why pay for more printer than you need? Our series 40 printers offer more features for less bucks than any other commercial quality printer on the market today. A complete stand-alone 40 column impact dot matrix printer with a 64 character ASCII set. Includes power supply, casework and interface electronics. Single quantity price for the parallel ASCII interface model is \$425. Serial RS232/current loop interface models start at \$575. OEM discounts available.

For more information write to:

MPI 2099 West
2200 South, Salt
Lake City, Utah
84119 or call (801)
973-6053.



LSI-11 TIME



It's **TIME** you brought your LSI-11 up to **DATE**. **TIME** and **DATE**, two important parameters in the computer world, are available to your LSI-11 on one **DUAL SIZE BOARD**. When requested, the TCU-50D will present you with the date (month and day), time (hour and minutes), and seconds. Turn your computer off and forget about the time — your battery supported TCU-50D won't, not for 3 months anyway. The correct date and time will be there when you power up.

The TCU-50D is shipped preset to your local time, but can be set to any time you want by a simple software routine.

AT \$295
YOU CAN'T AFFORD TO IGNORE TIME

Time is only one way we can help you upgrade your LSI-11 or PDP-11 system. We'd also like to tell you about the others. So contact Digital Pathways if you're into -11's. **We are too.**



DIGITAL PATHWAYS INC.
4151 Middlefield Road • Palo Alto,
California 94306 • Telephone (415) 493-5544

therefore not desirable. A second approach would be to apply pattern analysis at each terminal node instead of at the base node only. In this case, the goals which were selected would always be relevant to the position. This procedure would be very time-consuming, since feature analysis is a complex process. The essential aspect of the problem is a time relevance trade-off in which a guarantee that relevant goals are being pursued requires a heavy investment in additional computing time. The third and most reasonable approach would be to designate which features of the position are crucial to each particular goal and to incrementally update our goals (and thus the evaluation function and the decision rules for the quiescence search) whenever these features change. This is a highly sophisticated approach which would be difficult to implement.

Conclusion

Let us summarize our conclusions and relate them to the world of personal computing. We have attempted to argue that a full-width search strategy is feasible with a small computer, and that ultimately this approach will produce better chess than a selective search strategy. For this plan to be successful, it is necessary to employ software and hardware suited to the task. The software must incorporate recent improvements in tree searching strategy (ie: α - β pruning, the capture and killer heuristics, iterative searching, staged move generation, incremental updating, serial evaluation and transposition analysis) as well as other refinements such as conditional evaluations which provide goal direction to the search process.

On the hardware side, it is necessary to have a reasonably powerful system. Although there have been a number of recent efforts to program microprocessor systems to play chess, the games which have resulted have not been comparable to those played by established large system programs. Although it is quite an accomplishment to produce even rudimentary chess from a microprocessor system, the level of play to date is not very encouraging. An example of this type of game appeared recently in March 1978 *BYTE*, "Microchess 1.5 versus Dark Horse," page 166.

The type of chess program described in this article requires reasonably powerful hardware in order to provide an interesting game. Because of the many operations requiring bit map manipulation, a 16 bit processor is much more desirable than an 8 bit processor. It is more efficient to represent

a set of 64 squares with four 16 bit words than with eight 8 bit words. With a need for computing power in mind, one might select a microprocessor system based on one of the new high-speed 16 bit processors such as the Zilog Z-8000 or the Intel 8086. In addition, this type of program will require quite a bit of memory. The program itself will require about 20 K bytes and the transposition table, if implemented, will need at least another 20 K bytes. If the programmer plans to add chess knowledge for conditional evaluations, a total of 64 K bytes is desirable. An opening library which is sufficient to keep a skilled opponent on his toes requires disk storage.


These considerations may dampen the enthusiasm of many would-be chess programmers. On the other hand, a realistic orientation at the start could save a great deal of grief along the way. When implemented on fairly sophisticated hardware, our demonstration chess program will usually provide a reasonable chess move after two or three minutes of computation. If more time is available (eg: selecting a move for a postal chess game by letting the machine "think" for several hours), a fairly respectable level of play can be anticipated. With future hardware improvements, this type of program may soon become reasonably competitive at tournament time limits, even on a personal computing system. ■

REFERENCES

1. Berliner, H, *Chess as Problem Solving: The Development of a Tactics Analyzer*, unpublished doctoral thesis, Carnegie-Mellon University, Pittsburgh, 1974.
2. Church, K W, "Coordinate Squares: A Solution to Many Chess Pawn Endgames," undergraduate thesis, Massachusetts Institute of Technology, June 1978.
3. Church, R M, and Church, K W, "Plans, Goals, and Search Strategies for the Selection of a Move in Chess," Frey, P W (ed), *Chess Skill in Man and Machine*, Springer-Verlag, New York, 1977.
4. Fine, Reuben, *Basic Chess Endings*, David McKay Company Inc, New York, 1941.
5. Harris, L R, "The Heuristic Search: An Alternative to the Alpha-Beta Minimax Procedure," Frey, P W (ed), *Chess Skill in Man and Machine*, Springer-Verlag, New York, 1977.
6. Newborn, M, "PEASANT: An Endgame Program for Kings and Pawns," *Chess Skill in Man and Machine*, Frey, P W (ed), Springer-Verlag, New York, 1977.
7. Shannon, C E, "Programming a Computer for Playing Chess," *Philosophical Magazine*, volume 41, 1950, pages 256 thru 275.
8. Zobrist, A L, and Carlson, F R Jr, "An Advice-Taking Chess Computer," *Scientific American*, volume 228, number 12, June 1973, pages 92 thru 105.

\$100 MAINFRAME \$200
\$100 MAINFRAME \$200

- NOT A KIT
- 8v @ 15A, ± 16v @ 3A power
- Rack mountable
- 15 slot motherboard
- Card cage
- Fan, line cord, fuse, switch, EMI filter
- Desk top version option
- 8v @ 30A, ± 16v @ 10A option
- voltage monitor option
- 100 pin connectors optional



Rack mounted model From \$200



Desk top model From \$235

Write or call for a copy of our detailed brochure which includes our application note
BUILDING CHEAP COMPUTERS.

INTEGRAND

8474 Ave. 296 • Visalia CA 93277 • (209) 733 9288
We accept BankAmericard/Visa and Master Charge

Software Professionals

Challenge - Recognition

Our client, a pioneer and leader in sophisticated systems development is setting new performance standards. Their current major project has gained national attention for its innovative approach and technical achievements. If you want to contribute to this team effort in a relaxed professional atmosphere, you should look into these growth positions:

Sr. Programmers 20-30K ranges

- Data Base design. - Heavy experience on DEC 10 equipment.
- Interactive multi-user systems - Experience with Reliability, Backup, and Recovery.
- On-line system implementation. - DEC 10 background.
- Develop test programs for systems integrity - QA experience with DEC 10/PDP 11 software.

Customer Support Manager 20-25K range

- Handle QA software releases, supervise software lab. - Familiar with DEC 10 based systems.

Sr. Program Analysts 18-25K ranges

- Improve and design new features for specific programs. - Experience with Macro 10 language.
- Develop software for micro processor. - Applications programming background

Background in communications, graphic arts, or text handling desirable, but experience in other applications is welcome. Call 603-888-5500 collect or send resume.

Touchstone Associates, Inc.
Personnel Consultants
104 Daniel Webster Hwy., Nashua, N.H. 03060
We Cover New England

Touchstone

About the Author and IPS

Karl Meinzer is a research physicist at the University of Marburg, in West Germany. He is a member of a very small, worldwide group of amateur satellite builders, who find an organizational home in the AMSAT project and its ties to the amateur radio community as well as various space agencies. Karl is the principal system designer for the high orbit "OSCAR" amateur radio satellites soon to be launched. His functions include the mechanical design, RF system design, computer system design and software design of the vehicle. IPS was developed in order to provide the AMSAT organization worldwide with machine independent OSCAR ground station software to be run on the typical project member's computer. The spaceborne version of IPS will run on an RCA 1802 processor in orbit, with 4 K (hopefully 16 K if technology becomes available) of on board memory and a radio communications bootstrapping method for loading from the ground control station. After the satellite is launched, IPS may indeed be one of the highest flying high level languages around.

Dr Karl Meinzer
Hoehenweg 38
355 Marburg 1
WEST GERMANY

It seems to me that the general confusion and lack of orientation regarding the best high level language for microcomputers is caused by the combination of two problems:

1. There is a marked lack of stated objectives regarding such a language.
2. It is tacitly assumed that the ease with which a feature can be added to a language is enough justification for adding the feature.

Let us look at the first point. In my experience, the term high level language has nearly the same meaning as "problem oriented" language. But oriented to what problems? It may help to classify computer applications into three large areas:

- *Mathematical problem solving:* Here the amount of data to be processed is usually small, but the data are subjected to relatively complicated numerical operations requiring high accuracy and diversity.
- *Commercial data processing:* Here large amounts of data are subjected to relatively simple procedures. Appropriate file handling techniques are essential.
- *Engineering applications in the wider*

sense: By this I mean process control, systems programming, games, AI, robotics and any processes interacting with the real world. Programs in this area are characterized by moderate amounts of data and accuracy requirements. However, these programs usually have rather complicated flow of control.

I think that much of personal computing would fall into the third class. On the other hand, the programming languages advocated so far were really created for the first two groups. To complicate things further, a good programming language not only has to be optimum for the intended problem area, but it also has to appeal to the humans using it. After all, the purpose of a programming language is to be a tool of communication between the human way of understanding a problem and the unambiguous way a computer needs the problem to be explained. Here of course many different opinions are to be expected, particularly because there is a positive feedback mechanism. By using a given language, one adapts to its idiosyncrasies and then, in all truth, can claim the "superiority" of that language. Nevertheless, I feel there are some language properties that would hardly be considered controversial. They can be best expressed by some buzzwords: top down design, structured programming, modularity and good self-documentation. These properties are particularly important in problem areas where the intelligence of the program resides in the flow of control.

The second problem may be explained by having a look at the competitive environment in which languages are created. If a company wants to express the superiority of their product, what better way than to claim to have more language features than the other guy. With this approach to computer languages lots of problems are created. The added features not only require additional implementation effort and an increase in the amount of hardware required (ie: memory), but they also make the language mentally less manageable, both from the

A Bit of the BASIC

—**Computer Resource Book—Algebra** by Thomas A Dwyer and Margot Critchfield is an exciting new way to learn about algebra and the interesting things you can do with it using a computer. The book uses the BASIC language, and flowcharts are used throughout to show the structure of programs. There are 60 applications programs including straight line graphs, polynomial equations, a space probe navigator, temperature profiles, computer generated animation, the ultramatic root finder, random number generation and many more. Although it is particularly suitable for students, just about everyone will find some intriguing and easy to use applications in this entertaining book. \$5.20.



—**Basic BASIC** by James S Coan. If you're not already familiar with BASIC, James Coan's **Basic BASIC** is one of the best ways to learn about this popular computer language. BASIC (which stands for Beginner's All-purpose Symbolic Instruction Code) is easy to learn and easy to apply to many problems. **Basic BASIC** gives you step-by-step instructions for using a terminal, writing programs, using loops and lists, solving mathematical problems, understanding matrices and more. The book contains a wealth of illustrations and example programs, and is suitable for beginners at many different levels. It makes a fine reference for the experienced programmer, too. \$8.95.




—**A Guided Tour of Computer Programming in BASIC** by Thomas A Dwyer and Michael S Kaufman. Colorful graphics abound in this lively introduction to the BASIC language. The authors have tried to present a rigorous, yet entertaining approach to the subject. Written for the novice, **A Guided Tour** begins with a section on how to recognize a computer, followed by some tips on working at a terminal. By the end of the book readers are writing their own programs and solving elementary problems in finance and business. The emphasis throughout is on learning by doing. Anyone interested in computer programming should benefit from **A Guided Tour of Computer Programming in BASIC**. \$5.20.




—**Introduction to Computer Programming** by Rudd A Crawford Jr and David H Copp. Here is an excellent way to learn about the general aspects of computer programming. **Introduction to Computer Programming** makes use of a hypothetical computer model and set of assembly language instructions designed to help the beginner see what goes on in computer programs. The emphasis throughout is on general principles; such concepts as loops, decisions, flowcharts and IO routines are covered in detail. The book also provides many example problems and prompts the reader by posing several quiz questions. Anyone who masters its contents will have a solid foundation for the study of practical assembly and high level languages. It is especially recommended for students, but just about everyone new to the subject should profit from it. \$4.80.

—**Advanced BASIC** by James S Coan. **Advanced BASIC** is the companion volume to James Coan's **Basic BASIC**. In this book you'll learn about some of the more advanced techniques for programming in BASIC, including string manipulation, the use of files, plotting on a terminal, simulation and games, advanced mathematical applications and more. Many useful algorithms are covered, including some clever sorting techniques designed to reduce program execution time. As with **Basic BASIC**, there are many illustrative example programs included. **BASIC** doesn't have to be basic with **Advanced BASIC**! \$8.95.



—**Some Common BASIC Programs** by Lon Poole and Mary Borchers, published by Adam Osborne and Associates. Here's a single source for all those hard to find mathematics programs! **Some Common BASIC Programs** combines a diversity of practical algorithms in one book: matrix multiplication, regression analysis, principal on a loan, integration by Simpson's rule, roots of equations, operations on two vectors, chi-square test, check writer, geometric mean and variation, coordinate conversion and a function plotting algorithm. These are just some of the many programs included. For only \$8.50 you can buy the kind of programs previously available only as part of software math package systems for large scale computers. All the programs are written in a restricted BASIC suitable for most microcomputer BASIC packages, and have been tested and debugged by the authors. New, 2nd edition, only \$8.50.



The Textbook...
18 Chapters (481 pages) of solid, accurate programming information, by Walter J Weller.

The Assembly Program (easily worth \$100. by itself)...
The full *source listing* of a combined editor/assembler which supports the language used. This language uses 8080 mnemonics, and is resident in less than 10K of RAM.

A Full Debugging Monitor...
Not a simple ROM monitor. Contains facilities for breakpointing, modification of pseudo registers and much more.
All this for the amazing price of \$29.95.

And by the Way...
When the coupon in the book is filled out and returned, the object programs of the editor/assembler and debug are shipped **FREE!**


BITS inc Books to erase the impossible

POB 428, 25 Route 101 West
Peterborough, NH 03458

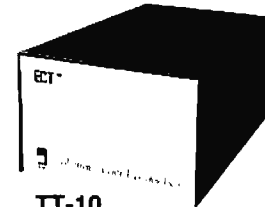
For your convenience in ordering, please use this page plus the order form on page 99. You may photocopy this page.
DIAL YOUR CHARGE CARD ORDERS TOLL FREE
(800) 258-5477.




**BUILDING BLOCKS FOR
MICROCOMPUTER SYSTEMS,
CONTROL & TEST EQUIPMENT**



R² I/O
2K ROM 2 K RAM
3 SERIAL PORTS 1 PARALLEL PORT



TT-10
TABLE TOP MAINFRAMES



ECT-100-F
RACKMOUNT CARD CAGES

**POWER SUPPLIES, CPU's,
MEMORY, OEM VARIATIONS**

**SPECIALIZING
IN
QUALITY
MICRO-
COMPUTER
HARDWARE**

INDUSTRIAL
EDUCATIONAL
SMALL BUSINESS
PERSONAL

**ELECTRONIC
CONTROL
TECHNOLOGY**

763 RAMSEY AVE.
HILLSIDE, N.J. 07205

(201) 686-8080

user's and the implementer's points of view. In my opinion, PL/I, despite all its virtues, is a good example of where this philosophy leads.

We Need Extensibility, Not Features

It is noteworthy that the need of features in languages arises in the first place because of their restrictive nature. In the traditional data processing environment with many independent users, this is justified by having to prevent inadvertent interactions. But in the personal area, with typically only one user per computer, one may take a much more liberal attitude. If one user bombs, nobody else suffers. So instead of packing a language with features, it makes much more sense to provide only those capabilities which will be required in, say, 70% or more of all programs. *In addition the language should contain means to extend itself.* Thus, it will be possible to add additional capabilities, if required. Another holy cow in high level languages is the use of algebraic notation. Because it is relatively easy to implement, its desirability is hardly ever investigated. Admittedly, expressions in reverse Polish notation are somewhat less readable than the equivalent algebraic forms.

However, look what you gain by the explicit presence of a stack:

- Parameter passing between program modules becomes extremely simple.
- The problems regarding the initialization and range of validity of variables in blocks disappear. Local variables are kept on the stack without a name; only global variables are named.
- With variables there is a clear distinction between the "pot" and the "content of the pot." The explicit availability of addresses enables very fancy pointer calculations.
- Testing of program modules is extremely simple. By manually supplying parameters on the stack and observing the results, debugging is a snap.
- The language becomes completely procedural and the statements are executed strictly in the order in which they are written down. There is no guessing or experimental programming to learn what the compiler will do to your program.

I hope that these points show that the decision — reverse Polish notation or algebraic — should not be a closed matter.

The **8100** by **AUH**
ELECTRONICS

**An S-100 Bus Adapter/Motherboard
for the TRS-80
plus a whole lot more!!!**




- S-100 BUS INTERFACE
- 6 SLOT MOTHERBOARD

The 8100 allows a Radio Shack TRS-80 computer to be interfaced to the popular S-100 Bus for memory expansion and extended I/O capabilities. For example, you can now easily add more memory, floppy disc systems, PROM boards, printer interfaces, multi-purpose I/O boards, M' device controllers, and a whole host of other varied peripheral cards.

The 8100 has its own built-in 6 slot motherboard which includes our unique card guide system which keeps the boards in their places.

The 8100 has support circuitry and sockets for eight 16K dynamic RAM chips allowing you to expand the memory of your TRS-80 by 16K without having to buy any S-100 RAM boards.

- SERIAL RS232/20ma I/O
- PARALLEL INPUT AND OUTPUT
- SPACE FOR 16K DYNAMIC RAM
- CAN USE LEFT OVER 4K CHIPS
- LOW COST — PRICES START AT \$185*
- AVAILABLE IMMEDIATELY

If you purchased an expansion memory kit for TRS-80 you could be left with eight 16K RAM chips and nowhere to put them! Well, there can be no "RAM" waste now! That's right, you can use either 16K or 8K chips and address them any way you like.

The 8100 has a full RS232C, 20ma serial interface and a feature include RS232C and 20ma current loop interfaces, software programmable hand rate from 10" to 60K, hand software programmable status control lines, on board DIN-25 connector and much more.

The 8100 also has an 8 bit parallel input port and an 8 bit parallel output port. Both are latched, have both positive and negative enable inputs and outputs, and have plenty of drive capability.

PRICES START AS LOW AS \$185* (S-100 BUS INTERFACE ONLY)



**1429 Maple St.
San Mateo, CA
94402
(415) 573-7359**

CALL OR WRITE FOR COMPLETE PRICING INFORMATION AND MORE DETAILS

THE 8100 IS AVAILABLE FROM LEADING COMPUTER DEALERS OR FACTORY DIRECT

DEALER INQUIRIES INVITED

*Extra S-100 connectors, RAM support, I/O circuitry optional
USA DOMESTIC PRICE ONLY

Another point often overlooked is the fact that the language itself is only part of the total acceptability of an approach. The amount and ease of handling are at least as important. A compiler requiring five passes before an executable code is produced hardly could claim to be very convenient. I feel it is highly desirable that a system should be interactive. This goal includes the requirement that a compiler should only require a single pass; incremental compilation with an interpretive mode should be available to simplify debugging. Usually this translates into the fact that objects need to be defined before they can be referenced, a small penalty for a much more transparent system. (Probably the wide acceptance of BASIC and APL is based on their interactive handling despite their mismatch to engineering problems.) Also, note that a fast single pass translation system eliminates the need for code relocatability. Instead of relocating binary objects, one simply translates the source to a new position in memory; there is no separate loading process.

If one takes the points above as an outline for a language design, it turns out that amazingly few degrees of freedom are still left. The main remaining work is selecting a suitable set of primitive functions, from which the language is built. This cannot be done arbitrarily, as a lot of feedback is necessary from actual problems utilizing the language. Only that way can one assure that the instructions are powerful and self-documenting in a reverse Polish notation environment. Most importantly, the language should have as few underlying rules as possible; and these rules should be applied without exception.

An important question relates to the optimum implementation technique to be used. Essentially three approaches are possible. BASIC and APL are generally realized as interpreters. Classical interpreters are rather slow because the program has to be analyzed at execution time. The other approach, the compilers, produces machine code which executes without syntax and semantics analyzing overhead; although a good optimizing compiler usually is bulky and requires large amounts of memory. Otherwise, the code produced is less than optimal if the compiler is simple.

A third approach tries to combine the best of both techniques. It uses a set of high level instructions defined by code routines. A compiler produces a pseudocode, treating these code routines as the instruction set of a virtual high level machine. Since these

ENCOUNTER of the 6800 kind...



The Personal Machine from JF

Introducing the JF68. A Computer System that's both affordable and expandable. The JF68 is finding widespread use in hobbyist, small business, and OEM applications. Its expandability and low cost will make it the affordable solution to your every processing problem. You can order it the way you like it. Either in KIT Form for \$549.95, or fully assembled and tested for \$749.95. At these prices, shouldn't our computer be solving that problem instead of you?

FEATURES

- Woodgrain Cabinet
- SS50 Based System
- Cassette I/O Included
- Serial Communications to 9600 BAUD
- MIKBUG Compatible
- 16 Slot Motherboard
- 2K ROM Monitor on CPU



JF PRODUCTS
1441-5 POMONA RD.
CORONA, CA 91720
(714) 734-6900



Send us \$2.

We'll send you the
latest microcomputer
catalogue from
Computer Enterprises:

Computerlogue '78

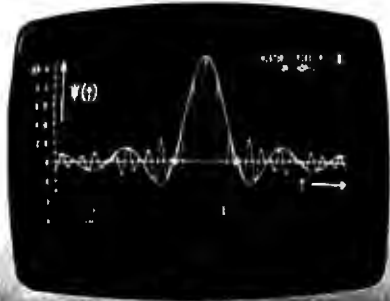


Special! With your new
Computerlogue '78
we'll also send you a
credit coupon worth \$3
on your first order of
\$20 or more.

**computer
enterprises™**

P.O. Box 71
Fayetteville, N.Y. 13066
(315) 637-6208

Retro-Graphics™



For your Dumb Terminal® The Retro-Graphics PC card mounts easily in the Lear Siegler ADM-3A to provide you with an affordable graphics computer terminal.

Features:

- Z-80 Based
- 512 by 250 Dot Matrix
- Simple Plug-in Interconnect
- Point Plotting
- Automatic Vector Generation
- Optional TEKTRONIX Software Compatibility

You will be impressed with the packaging, performance and price of the Retro-Graphics card. Write or phone today for complete specifications.

DIGITAL RESEARCH & ENGINEERING

5223 Glide Drive • Davis, CA 95616
(916) 756-8055

Dumb Terminal is a registered trademark of Lear Siegler Inc.

instructions (usually addresses to primitive code) need very little overhead to interpret, such a system is only 2 or 3 times slower than optimum assembler produced code. Assuming that this is acceptable, the technique results in an extremely compact pseudocode requiring significantly less memory than the other approaches. Furthermore, the pseudocode itself is machine independent; only the primitive routines present an interface to the underlying processor. This greatly facilitates program portability, since transcribing such a system to a new processor entails rewriting on the order of 1000 bytes of code (600 in the example which I have implemented). Of course the largest part of such a system is written in the language that is to be implemented.

My interest in computing stems from my involvement with the AMSAT Phase III satellite, a space project for the amateur radio service. For the on board computer as well as for the ground stations I wanted to design a system that met the criteria above and would allow total portability of the programs among the numerous different computers used by radio amateurs worldwide. Naturally the first thing to do, if one tackles a project of this sort, is to study the literature on the subject. A language that meets most of the points just mentioned has been published by CH Moore under the name of FORTH. Particularly, Moore's implementation technique is very ingenious. On the other hand, his user interaction mechanisms were too limited for our problem area. Thus, I rather took FORTH as a platform, from which I designed and implemented my own system which I named IPS (abbreviated from its German language name).

The hardware I had in mind when I designed IPS would typically consist of:

- An 8 bit processor. (The spacecraft computer uses the RCA COSMAC and most ground stations use the 8080 and some the 6502.)
- 16 K bytes of programmable memory. The IPS system itself requires a little less than 6 K bytes, so enough memory is left to the user.
- An ASCII keyboard and a 64 character by 16 line video display memory. The video memory makes possible much more transparent interactions than obtainable with a Teletype or a hard copy oriented system.
- A hardware input of a sort providing 20 ms timing signals. All timekeeping and scheduling is derived from this input.

TERMINALS FROM TRANSNET

PURCHASE 12-24 MONTH FULL OWNERSHIP PLAN 36 MONTH LEASE PLAN

DESCRIPTION	PURCHASE PRICE	PER MONTH		
		12 MOS	24 MOS.	36 MOS.
DECwriter II	\$1,495	\$145	\$ 75	\$ 52
DECwriter III, KSR	2,195	210	112	77
DECwriter III, RO	1,995	190	102	70
DECprinter I	1,795	172	92	63
VT100 CRT DECscope	1,595	153	81	56
TI 745 Portable	1,875	175	94	65
TI 765 Bubble Mem. ...	2,995	285	152	99
TI 810 RO Printer	1,895	181	97	66
TI 820 KSR Terminal ..	2,395	229	122	84
QUME, Ltr. Qual. KSR ..	3,195	306	163	112
QUME, Ltr. Qual. RO ..	2,795	268	143	98
ADM 3A CRT	875	84	45	30
HAZELTINE 1400 CRT ..	845	81	43	30
HAZELTINE 1500 CRT ..	1,195	115	67	42
HAZELTINE 1520 CRT ..	1,595	153	81	56
DataProducts 2230	7,900	725	395	275
DATAMATE Mini floppy	1,750	167	89	61

FULL OWNERSHIP AFTER 12 OR 24 MONTHS
10% PURCHASE OPTION AFTER 36 MONTHS

ACCESSORIES AND PERIPHERAL EQUIPMENT

ACOUSTIC COUPLERS • MODEMS • THERMAL PAPER RIBBONS • INTERFACE MODULES • FLOPPY DISK UNITS

PROMPT DELIVERY • EFFICIENT SERVICE



TRANSNET CORPORATION
2005 ROUTE 22, UNION, N.J. 07083
201-688-7800

- Only enough read only memory to provide a simple bootstrap loader. (The COSMAC based systems have no ROM at all due to a hardware load feature on the chip.)
- A cassette interface and one or two cassette recorders. Since all ground to spacecraft and spacecraft to ground communication takes place synchronously at 400 bits per second, the same rate is used for recording. Recordings have a fixed length of 512 bytes (half a TV screen) and may consist of ASCII characters or binary data. Synchronous in this context means that there are no start or stop bits, the data is self-clocking and a valid block is preceded by a 31 bit long sync vector.

I want to give you now a cursory description of the language. In the context of this discussion, unfortunately, it will be impossible to give you a detailed introduction. Rather, I intend to familiarize you sufficiently for being able to walk with me thru a typical program. I hope that this way you will be able to get some feeling of the nature of IPS. First let me describe how you communicate with IPS. The display screen has 16 lines. The eight lower lines are used for input to the system, either manually or by tape. The upper eight lines are used by IPS for answers. The basic IPS quantity is the 16 bit signed integer. By typing 125, for example, this number is put on the stack and displayed in the first display line. Keying -20 now, you get the display 125 - 20. Now keying * will result in -2500 being left on the stack. An arbitrary number of numbers may be held on the stack; operations always refer to the last entries on the stack regardless of the total number of numbers on it.

Besides the normal algebraic operators logical operators are also available to allow bit manipulations. Boolean operations use these operators as well. (Only the effect on the least significant bit is utilized.) Another class of operations allows one to manipulate the order of items on the stack, like DUP duplicating an entry or VERT, which interchanges the two top entries. [Note: In present versions of IPS, German (the author's natural language) inspired the symbols of primitives. Thus, VERT is from the German word Vertauschen.]

Numbers may be stored permanently with a name attached to them. They can either be defined as constants (KON), as variables (VAR) or as arrays (FELD). Calling a constant by mentioning its name pushes its value on the stack. Calling a vari-



PERK UP YOUR PET

New Standard Size Keyboard Adds Speed & Versatility

You asked for a versatile keyboard to attach to your Commodore PET. And GRI did it right! PERK is a convenient typewriter-style keyboard that attaches quickly. No modification required. In minutes you can have the speed and ease of standard typewriter input plus the added capacity of upper and lower case alpha characters, optional graphics, cursor editing, full screen control, full screen editing and more...including multiple hookups to a single PET. Find out all the ways PERK can make your PET much more valuable.

See your local computer store or contact GRI



GEORGE RISK INDUSTRIES, INC.
GRI Plaza • Kimball, Neb. 69145
Tel: (308) 235-4645

Mike's
True-Interrupt Driven
TIME SHARING
for
NORTH STAR ★ COMPUTERS
Now included in our Program Library!

A bank-switching system which fully supports North Star DOS and Basic. Other languages to be supported in near future.

Program Library - \$500 One Time Fee

Program Library included FREE with all purchases of \$2,000.00 or more.

** Business Programs Require Addressable Cursor CRT **

<p style="text-align: center;">2 User Time Sharing System</p> <ol style="list-style-type: none"> 1. Horizon II with 80KRAM 2. 2 ADM-3A's 3. IP-125 with 2K Buffer 4. Dual 8" Floppy Disk System 5. D.C. Hayes Modem 6. All connectors & cables 7. Program Library <p style="text-align: center;">\$8995.⁰⁰</p>	<p style="text-align: center;">HORIZON OWNERS Move Up To Timesharing</p> <ol style="list-style-type: none"> 1. 48KRAM 2. ADM-3A 3. Program Library <p style="text-align: center;">\$2100.⁰⁰</p> <p>Requires 32K North Star RAM in Horizon Computer</p> <p style="text-align: center;">8" Floppy Disks \$995 1st drive & controller \$795 each additional drive</p>
--	--

Micro Mike's
905 Buchanan, Amarillo, Texas 79101
806-372-3633

Listing 1: The complete text of an IPS program's source. The program used as an example is the software which converts ASCII to Selectric codes, formats a text file and prints that file on a Selectric typewriter. Please note that the IPS primitives used in this listing are based on the German version of the system; equivalent English language names of the primitives are often noted in the text of the article as various features are explained.

```
( IBM SCHREIBMASCHINENSTEUERUNG VOM 2 . 11. 77 )
0 KON CBA
HIER 2 + ? CBA ! HIER 68 + 5H !
CBA VAR CHARP
0 VAR LE
#1000 VAR SBP
#1000 VAR IRP
0 VAR BL
CODE REMOVE 14 LD IM #C PHI 0 LD IM #C PLO 8 LD IM #A PLO
  BEGIN #D I/O LD MX #20 AND IM ( BELEGT? )
  D=0 Y? #C DEC #C GHI ( 140 US LOOP )
  VERT D=0 END TH #FF LD IM #A STR 3 I/O #A DEC 4 I/O NFXT

CODE H/TRANSMIT 1 LD IM #D PLO BEGIN 8 LD IM #A PLO PS INC PS LD
A #FF XOR IM #A STR 100 LD IM #C PHI 0 LD IM #C PLO #A INC
  BEGIN #D I/O LD MX #30 AND IM ( FREI? )
  D=0 NOT Y? #C DEC #C GHI
  VERT D=0 END NEXT
  TH #A DEC #D GLO D=0 Y? 3 I/O
  N: 4 I/O
  TH NEXT

CODE L/TRANSMIT 0 LD IM #D PLO 0 END
CODE MSTATUS PS ->X PS DEC #D I/O #A ->X
  PS DEC 0 LD IM PS STR NEXT
0 VAR LV
0 VAR S
0 VAR EINFL
4 FELD SC #1020 #400C SC 2 !FK
18 FELD 3ZEICHEN
128 FELD T1

: INCR DUP @ 1 + VERT ! ;
: ADJ DUP @ #3FF UND #1000 ODER VERT ! ;
: LIES LADEFLAGGE @B NICHT DUP LV @ UND
  JA? IBP @ 512 + IBP ! IBP ADJ S INCR 0 LV !
  DANN
  EINFL @ S @ 2 < UND UND ( LADEFLAGGE NICHT )
  JA? IBP @ DUP #200 + SLOAD 1 LV !
  DANN ;

: NORMALZEICHEN DUP MSTATUS EXO #80 UND =0
  JA? DUP #80 UND >0 ( DREHE KOPF ) JA? 1
  NEIN: 2
  DANN
  H/TRANSMIT 0 4 JE NUN REMOVE 0 6 JE NUN
  DANN L/TRANSMIT CHARP INCR REMOVE ;

: SONDERBEH #20 - DUP 4 < JA? DUP 2 = JA? 1 LE !
  DANN
  SC + @B H/TRANSMIT CHARP INCR
  REMOVE
  NEIN: CHARP @ 2 - CHARP !
  4 - DUP DUP + + 3ZEICHEN +
  CHARP @ 3 >>>
  DANN ;
```

able or an array pushes its address on the stack; in order to get its value, the operator @ is used. It interchanges an address on the stack with the content of the address. To store a value into an address, the operator ! is used. It expects a value and an address on the stack, and by performing the storage, removes both. There are other similar operators like @B or !B, which perform like operations on single bytes.

Program modules are created by a colon followed by the name of the module. Then the actions are typed in as if the computer were to perform the actions immediately. A module is closed by a semicolon. Later on this module may be executed by typing its name or its execution may be put into another module simply by writing its name.

To control the flow of the program, IPS has some control words consistent with structured programming. The words JA? , NEIN: DANN (In English, respectively: YES? , NO: , THEN) are pretty self-explanatory. They roughly correspond to the IF THEN ELSE construct of other languages, only, to be consistent with reverse Polish notation, the test action precedes the JA? . There are three loop constructs available. The JE ... NUN (in English, EACH ... NOW) construct expects two numbers, a loop start index, and a loop limit. The loop is executed for each consecutive value, until the index exceeds the limit. If initially the limit is smaller than the start, the loop is not executed at all. This construct may also employ an increment different from one. The two other two loop constructs are intended for loops with an initially unknown number of repetitions. The ANFANG ... ENDE? (in English, START ... END?) structure is functionally equivalent to the DO UNTIL of PASCAL with the test at the end of the loop. The ANFANG ... JA? ... DANN/NOCHMAL (in English, START ... YES? ... THEN/AGAIN) structure corresponds to DO WHILE with the test at the beginning of the loop. Note that these constructs completely eliminate the need of GOTOs and labels.

Now I want to take you on a little walk thru a program. Its purpose is to read ASCII text recorded on tape cassettes and print them on my IBM Selectric typewriter. (As evidence of the practicality of IPS, this article's manuscript was printed by this program.) As mentioned, a tape block contains 512 characters (eight lines) without any control characters. The program, besides reformatting the ASCII characters to the Selectric code, has to insert this control information. The program maintains a cyclic buffer of two blocks; S is a variable

Radio Shack Computer Users

TRS-80 monthly newsletter

The largest publication devoted to the TRS-80 System

- **Business**
- **Software Exchange**
- **Personal Finance**
- **Market Place**
- **Practical Applications**
- **Questions and Answers**
- **Gambling—Games**
- **Program Printouts**
- **Latest RADIO SHACK Developments**

● . . . and more

MAJOR PROGRAMS PUBLISHED MONTHLY ● INCOME TAX PROGRAM - LONG AND SHORT FORMS ● INVENTORY CONTROL ● EXTENSIVE MAILING LIST AND FILE PROGRAM ● PAYROLL ● STOCK SELECTION ● PICKING WINNING HORSES ● RENUMBER PROGRAM LINES ● CHESS ● CHECKERS ● FINANCIAL APPLICATIONS PACKAGE ● PERSONAL FINANCE PACKAGE ● GRAPHICS ● STATISTICS ● MATHEMATICS ● EDUCATION . . . AND MORE

\$24. Per Year



H
L
E
E

COMPUTRONICS

MATHEMATICAL APPLICATIONS SERVICE™

Box 149RB, New City, New York 10956 (914) 425-1535

Send for FREE Software Catalogue (Including listings of hundreds of TRS programs available on cassette and diskette).



READY-TO-RUN SOFTWARE

TRS-80 ● NORTH STAR ● APPLE

INTEGRATED BUSINESS SYSTEM \$175.00
A/P, A/R, Gen Led, Pay, Bus Stat, Letter Writer. Comes "Ready-to-Run" with easy-to-follow instructions. Requires 2 disc drives. Specify: TRS-80, NORTH STAR, or APPLE II (must have Applesoft).

TUTORIALS \$40.00
Computer Aided Instruction, teaches the idiosyncracies of your version of disk basic. Specify: TRS-80, NORTH STAR, APPLE II (Applesoft).

HOMEMAKER I \$50.00
Includes: Appointment Minder, Shopping List, Menu Planner, Diet Planner. Specify: TRS-80, NORTH STAR, APPLE II.

EDUCATOR I \$50.00
Includes: Math Tutor, Grading System, Hangmath, Spelling, IQ Test, Games. Specify: TRS-80, NORTH STAR, APPLE II.

WORD PROCESSOR \$35.00
Comes complete with simple, easy-to-follow instructions. ALL SOFTWARE PACKAGES ARE WRITTEN IN BASIC ON DISKETTE ONLY

Send for Free Catalog
Packages containing Program Listings only are available.

(714) 774-1270



AJA SOFTWARE

P.O. Box 2528 • Orange, CA 92669

APPLE II USERS WE'VE GOT SOFTWARE!

We have the best disk file management system in the market. Use it for your mailing list, accounts receivable, payables, personnel records, etc.

In addition, we offer not only the most fascinating basic programming course for people with little or no programming experience, but also commercial software for North Star Horizon Computers and Ohio Scientific Computers, and over one hundred programs for Apple II Computers.

The file management system is available for \$60.00 and the programming course for \$30.00.

Please specify tape or disk version.

*Check, money orders and credit cards accepted.
Florida residents add 4% tax.*

TRANS-DATA CORPORATION

161 Almeria Avenue
Coral Gables, FL 33134
(305) 576-7666

Send \$1.00 for software catalog or call our toll free number (800) 327-8455.

DATAFACS

Software now for:
Micropolis and NorthStar

Good Software is Essential for an Efficient Business. Now, the finest in software at a price you can afford. We are definitely the affordables!

PROGRAMS CURRENTLY AVAILABLE:

INVENTORY PROGRAM PACKAGE

- Inventory Addition
- Update
- Analysis (Current month)
- Analysis (Year to date)
- Search
- Vendor File

Also generates 7 additional user reports and much, much more.
— Cost \$175.00 —

MAILING LIST PROGRAM (Single Drive)

*Print formatting in 80 or 132 columns.
— Cost \$20.00 —

The above programs are designed to run under the following:

- *CP/M in CBASIC
- } Micropolis and NorthStar
2 drives required
- *CP/M in BASIC E
- } also IMSAI IMDOS
(2) 8" disc IBM 3740 Format required

EXTENSIVE CONTRACTORS ESTIMATING PROGRAM
Literature available upon receipt of your letterhead

Currently Under Development:

- Billing
- } Available
- Payroll
- } early in '79
- General ledger
- } in new CBASIC-2

Specializing in custom software for the AM-100**

Datafacs System Inc. Eastern Division
2440 W. Catalpa, Chicago, Ill. 60625
Phone (312) 784-0300

*CP/M is a Trademark of Digital Research Corp.
**AM-100 is a Trademark of Alpha Microsystems.

Listing 1, continued:

```

: TYPLINE #00 ( CR/LF ) CHARP @ 1 + !B CBA CHARP ! 0 LE !
  ANFANG CHARP @ @B #7F UND T1 + @B
  DUP DUP #1F > VERT #30 < UND
  JA? SONDERBEH
  NEIN: NORMALZEICHEN
  DANN LE @
  ENDE? ;

: SZEILE SBP @ CBA 64 >>> CBA 1 - CHARP !
  CBA DUP 63 + JE 1 @B #20 - >0
  JA? 1 CHARP !
  DANN
  NUN TYPLINE ;

: SBLOCK 0 7 JE SZEILE SBP @ 64 + SBP ! LIFS
  MSTATUS 2 UND >0 ( STOP? )
  JA? 0 EINFL !
  DANN
  NUN SBP ADJ S @ 1 - S ! BL INCR ;

: SCHREIB EINFL @ JA? S @ >0
  JA? SBLOCK BL @ 4 >
  JA? 0 BL ! MSTATUS ( START? )
  JA? 0 7 JE CBA 1 - CHARP !
  TYPLINE
  NUN
  NEIN: 0 EINFL !
  DANN
  DANN
  DANN
  NEIN: 0 BL ! MSTATUS #80 UND =0
  JA? ( TIEFSTELLUNG BEI AUS )
  2 II/TRANSMIT REMOVE DANN
  MSTATUS ( START? ) JA? 1 EINFL !
  DANN
  DANN
  MSTATUS 2 UND >0
  JA? 0 EINFL !
  DANN LIES ;

( ENDF SCHREIBMASCHINE; SCHREIB IST EINGEHAENGT )

( CODETABELLE FUER IBM KOPF CORRESPONDENCE COURIER )
#2020 #2020 #2020 #2020 #2321 #2020 #2220 #2020
#2020 #2020 #2020 #2020 #2020 #2020 #2020 #2020
#B420 #87B7 #CF26 #58D7 #DE96 #4625 #0119 #C634
#7FCC #3E37 #574F #5E16 #071F #FFC9 #3C27 #9928
#9C24 #9A82 #D2DB #F988 #95C3 #93F0 #FCCA #CC82
#90D1 #C5DD #BBF3 #84BD #C0FA #54F6 #7531 #8129
#1C08 #1A02 #525B #7938 #1543 #1370 #7C4A #4C32
#1051 #455D #3B73 #043D #407A #D476 #F5B1 #2049

T1 64 !FK

#084F #582B #2B08 #0853 #202F #2708 #082D #606D
#2708

SZEICHEN 9 !FK ( ENDE TABELLE )

```

indicating the number of blocks available for printing. S equals 0 means an empty buffer, S equals 2 is a full buffer.

Complete details are found in listing 1. Turn first to the last routine SCHREIB (in English, WRITE) which is the main program executed periodically. (Because of the previously mentioned referencing restriction, programs have to be read backwards.) SCHREIB at first checks if EINFLAG (ONFLAG) is set; if so, it starts the printing actions. This action starts by checking if S is larger than 0. Only if this is the case is there a block in the buffer and the routine SBLOCK (WRITE BLOCK) is called. A blockcounter is maintained (BL). If it exceeds four, printing is stopped (PAGE FULL) unless the start switch is on. In this case the 0 7 JE . . NUN does eight linefeeds (endless paper assumed). The other parts of the main program are less important, they mainly make sure that at the end of printing the head is in lower case because if left in upper case the machine cannot be manually switched into lower case.

Now let us look at the routine SBLOCK (WRITE BLOCK). It prints 8 lines (0 7 JE . . NUN) by calling the routine SZEILE (WRITE LINE) and then updating the write buffer pointer SBP by 64. Also it checks for an emergency stop. The routine SZEILE (WRITE LINE) takes 64 characters at SBP and transports them into an auxiliary array CBA (>>>) is an array transport in IPS). Then the auxiliary array is scanned in such a way that the pointer CHARP points at the last printing character. The loop index is supplied by I. Then TYPLINE is called. TYPLINE inserts a CR/LF after the last printing character and then uses the characters in the array CBA without the most significant bit (#7F AND) as index to table T1 to find the Selectric code. If it is between #1F and #30 a special treatment is necessary by calling SONDERBEH, otherwise NORMALZEICHEN (NORMAL CHARACTER) is called.

Let's look at SONDERBEH (SPECIAL CHARACTERS). Some actions of the machine are not performed by the printing ball, but by special magnets (blank, for example). In my hardware, these codes have to be output to a different port. Some ASCII characters are not available on the printing ball. These are simulated by two other characters overwritten on each other. The auxiliary array is accordingly manipulated. Both activities are done by SONDERBEH. The NORMALZEICHEN routine checks if the print ball is in the proper case position for the character to be printed. If not, it first executes a head

TRS-80 USERS: Make Two Bits Perform Like 16K.



If you missed the first two issues of *SoftSide*, you missed:

Cribbage A 16K you vs. computer game that's hard to beat. **Calculator** Just what it says. **End Zone** A 2-player 16K football game, from coin toss to 2-minute warning. **Pillbox** Computerized artillery for 2 players. **Shopping List** An aid for consumers. Plus, **Troll's Gold**, **Octal to Hexadecimal Converter**, **Death Star** and much more!

A 1-year subscription will bring you about sixty top quality programs for \$15.00 — or about 25 cents apiece. Think about it . . . how else can you get so many K bytes of programming out of two bits!

1 Year Subscription—\$15

Check, money order or charge to VISA or Master Charge (send full address, signature, card numbers, exp. date with order, or telephone 603-673-5144) to:

SoftSide Subscriptions
PO Box 68
Milford, NH 03055

To further improve service to our customers we have installed a toll-free WATS line in our Peterborough, New Hampshire office.

If you would like to order a subscription to **BYTE**, or if you have a question related to a **BYTE** subscription, you are invited to call*

BYTE's New Toll-free Subscriber W.A.T.S. Line

(800)258-5485
between 8:00 AM and 4:30 PM Eastern Time.
(Friday 8 AM - Noon).

(800) 258-5485

We thank you and look forward to serving you.

*Calls from continental U.S. only.

9178

NOBODY SELLS THE BEST FOR LESS!

COMPUTER LAB OF NEW JERSEY

	LIST PRICE	SPECIAL PRICE
Electronic Control Technology TT-8080 Computer Kit	440 ⁰⁰	375 ⁰⁰
PolyMorphic Poly 88 System 16	1,995 ⁰⁰	1,695 ⁰⁰
Senyo 9" Video Monitor	220 ⁰⁰	165 ⁰⁰
Mullen Extender Board	35 ⁰⁰	29 ⁰⁰
Imjai S10 2-2 kit	156 ⁰⁰	132 ⁰⁰
Integral Data System IP-125 Printer	799 ⁰⁰	679 ⁰⁰
North Star Horizon II kit	1,999 ⁰⁰	1,699 ⁰⁰

SUBJECT TO AVAILABLE QUANTITIES SHIPPING AND INSURANCE EXTRA
SHIPPING FREE ON PREPAID ORDERS

COMPUTER LAB OF NEW JERSEY

141 ROUTE 46
BUDD LAKE, NEW JERSEY 07828
(201) 691-1984



BET, YOU DIDN'T KNOW!

OAE'S new PP-2708/16 PROM Programmer is the only programmer with all these features:

- Converts a PROM memory socket to a table top programmer; No complex interfacing to wire—just plug it into a 2708 memory socket*
- A short subroutine sends data over the address lines to program the PROM
- Programs 2 PROMS for less than the cost of a personality module. (2708s and TMS 2716s)
- Connect 2 or more in parallel — super for production programming
- Complete with DC to DC switching inverter and 10

turn cermet trimmers (for precision pulse width and amplitude alignment)

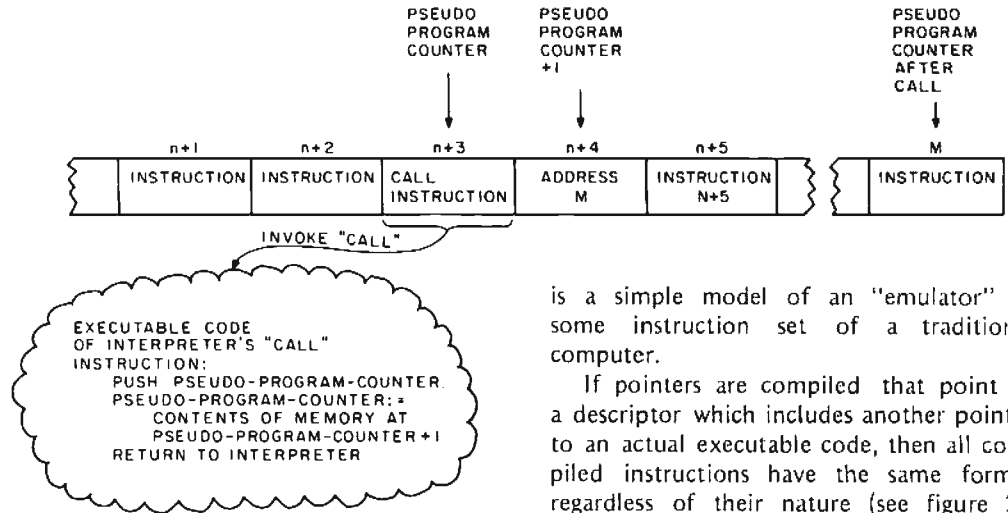
*Pat's Pending
• All packaged in a handsome aluminum case
PP-2708/16 A & T \$295.

PP-2716 (Programs Intel's 2716) A & T \$295.

OAE

Oliver Advanced Engineering, Inc.
676 West Wilson Avenue
Glendale, Calif. 91203
(213) 240-0080

Figure 1: The temptation on the part of an interpreter writer is to implement direct execution as if the interpreter were simulating some form of traditional machine. Thus in this example, the operation code for a CALL to a subroutine is followed in the interpretive text by the address of the subroutine being called. This requires, for example, two entries in the string of interpretive text.



EXECUTABLE CODE
OF INTERPRETER'S "CALL"
INSTRUCTION:
PUSH PSEUDO-PROGRAM-COUNTER
PSEUDO-PROGRAM-COUNTER :=
CONTENTS OF MEMORY AT
PSEUDO-PROGRAM-COUNTER + 1
RETURN TO INTERPRETER

rotate action before printing. Each machine action is started by issuing the magnet code via H/TRANSMIT or L/TRANSMIT. These routines check the machine for "not busy" and then output the code to the magnets. The routine REMOVE does the opposite; if the machine acknowledges a code by "busy," the magnets are deenergized. Thus the necessary handshaking is established. These interface routines are particularly noteworthy, because they are coded in assembler. IPS has an integral assembler; thus procedures dealing with special hardware or extremely time critical jobs can run at the maximum speed of the processor. This assembler also employs structured programming. The branch codes have been replaced by the Y? N: TH and BEGIN END mnemonics. The assembler, like the compiler, uses the stack to keep track of the addresses to be inserted into the branches. The routine LIES finally serves to read in the cassette blocks.

I hope this walk was not too tedious for you and was justified by giving you some insight into IPS programs and IPS-like languages. Let us have now a look at some selected topics regarding the implementation of IPS. These items maybe useful to you, if you want to tackle a similar project.

As mentioned earlier, the stack keeps 16 bit numbers. In addition to the normal operand stack, the design is simplified if there is a second stack, which is primarily used by the system to keep return addresses. This stack is available on a limited scale to the programmer as well.

A very useful trick in such a system is the use of "indirect execution." When implementing a simulated high level computer one is tempted to compile addresses of the appropriate code routines performing the instructions as shown in figure 1. This

is a simple model of an "emulator" of some instruction set of a traditional computer.

If pointers are compiled that point to a descriptor which includes another pointer to an actual executable code, then all compiled instructions have the same format regardless of their nature (see figure 2). Indirect execution not only saves memory, it also simplifies the compiler because it needs no more checking the semantics of the instruction to be compiled. Thus in figure 2, a subroutine reference reduces to a pointer to the descriptor which begins the interpretive code of the subroutine. Thus, it boils down to having a descriptor at the head of each routine, defining its nature. This also makes the language naturally extensible since new descriptors may be defined anytime, and it eliminates the distinction between application routines and the primitive routines constituting the language.

In IPS the names along with the pointers to the pseudocode are kept in a hash table with a size for 512 entries. Experience shows that using this size in a 16 K system, memory and table saturate at about the same time. I preferred the hash table over a linked list because the compilation process is much faster and enables transcompilations for machines having no interaction facilities like the computer running the typewriter on which I printed this manuscript. (Names are separated from the program.)

Use of IPS in program development situations also requires the possibility of eliminating entries from memory. Generally a hash table would be unsatisfactory for this purpose. Nevertheless, since the program grows linearly in memory, the pointers to the routines in effect represent a secondary index by which the order of the entry and creation is available. Thus, pruning is no problem.

Reverse Polish notation languages can be essentially syntax free and by indirect execution the compiler can compile virtually blind, that is, without knowledge of what is being compiled. This is not exactly true, though. In fact, there are four different sorts of entries regarding the action the compiler is expected to take. This 2 bit

INCOME TAX PROGRAMS FOR TRS-80™

FOR INDIVIDUALS (LINE PRINTER OR DISK NOT REQUIRED)

1040A	4K	7.95
1040 (with Schedule A & C thru F Routine)	4K	14.95
TC&G (Income Averaging)	4K	14.95

★ ★ ★ STATE LEVEL I OR II ★ ★ ★

BUSINESS & PROFESSIONAL:
Full systems with line printer output start at..... 189.95

FREE 7-PAGE CATALOG AND DESCRIPTION

CONTRACT SERVICES ASSOCIATES
1846 W. Broadway Anaheim, CA 92804



A Message to our Subscribers

From time to time we make the BYTE subscriber list available to other companies who wish to send our subscribers promotional material about their products. We take great care to screen these companies, choosing only those who are reputable, and whose products, services, or information we feel would be of interest to you. Direct mail is an efficient medium for presenting the latest personal computer goods and services to our subscribers.

information of interest to them in the mail. Used are our subscribers' names and addresses only (no other information we may have is ever given).

While we believe the distribution of this information is of benefit to our subscribers, we firmly respect the wishes of any subscriber who does not want to receive such promotional literature. Should you wish to restrict the use of your name, simply send your request to BYTE Publications Inc, Attn: Circulation Department, 70 Main St, Peterborough NH 03458. Thank you.

Many BYTE subscribers appreciate this controlled use of our mailing list, and look forward to finding

22 START-AT-HOME COMPUTER BUSINESSES

In "The Datasearch Guide to Low Capital, Startup Computer Businesses"

CONSULTING • PROGRAMMING • SOFTWARE PACKAGES • COM • FREELANCE WRITING • SEMINARS • TAPE/DISC CLEANING • FIELD SERVICE • SYSTEMS HOUSES • LEASING • SUPPLIES • PUBLISHING • TIME BROKERS • HARDWARE DISTRIBUTORS • SALES AGENCIES • HEADHUNTING • TEMPORARY SERVICES • USED COMPUTERS • FINDER'S FEES • SCRAP COMPONENTS • COMPUTER PRODUCTS AND SERVICES FOR THE HOME. Plus — Loads of ideas on moonlighting, going full-time, image building, revenue building, bidding, contracts, marketing, professionalism, and more. No career planning tool like it. Order now. If not completely satisfied, return within 30 days for full immediate refund.

• 8½ x 11 ringbound • 156 pp. • \$20.00

Phone Orders 901-382-0172



DATASEARCH Incorporated

5694 Shelby Oaks Dr., Suite 105, Dept. B, Memphis, TN 38134

Rush _____ copies of "Low Capital Startup Computer Businesses" at \$20 per copy to me right away.

NAME/COMPANY _____
ADDRESS _____
CITY/STATE/ZIP _____

Check Enclosed BankAmericard Master Charge

PCE Electronics

PCE/ITHACA AUDIO

IA-1100 64x16 Video Interface with white on black or black on white, switch select blinking cursor, & there's NO SNOW or WAVE. S-100 kit \$115.00 add \$35.00 for assembled & tested

PCE 16/4+1 EPROM/RAM

Sockets for up to 16 2708's with 0 to 4 wait states, addressable in four 4K blocks, with 1K of RAM that may run within one of the 4K blocks or at any 1K boundary. S-100 kit \$130.00 add \$5.00 for 250ns RAM add \$30.00 for assembled & tested

We have much more, call or write for our flyer. PCE Electronics, 4782 Dewey dr., Fair Oaks, Ca. 95628 (916) 966-2208

Master Charge	5% for shipping
Visa	excess refunded
COD requires 50% deposit	Calif. residents add 6% sales tax

Special packing for international orders.

information is kept in the name table.

Normal entries execute in the interpretative mode and compile in the entry mode. See table 1 for the other modes. INT is used for variable definitions or for the colon to prevent definitions within definitions. PRIOR, on the other hand, is used for the JA? NEIN: DANN and the semicolon. These entries are executed at compilation time to handle jump addresses on the stack or to reset the compile flag. At the beginning of compilation (:), a special number is placed on the stack. At the end of compilation (;), this number is checked. If it is wrong there has been a structuring error (such as DANN following a JA?) forgotten and the entry is rejected.

At this point I would like to point out that much of the readability of structured programs seems to come from a geometrical representation of the source text as exemplified by the indented writing. Hardly any

language software analyzes this geometry, though, and it is in effect redundant to the semantics of statements.

There is another useful technique which I call "pseudointerrupts." On a stack computer programs are naturally reentrant; and recursive programming is possible. Thus, the inner interpreter can be designed to accept "interrupts" between actions specified by interpretive code. These interrupts interrupt a stack oriented computer simulated by the interpreter, so no state saving operations are necessary (except for the pseudoprogram counter, of course.) Machine interrupts may also be implemented independently when required. The 20 ms clock input assumed by IPS forces such a pseudointerrupt to keep time in a normal clock and to service four "stopwatches."

Engineering problems usually require a few programs running independently of each other. I solved this problem by providing

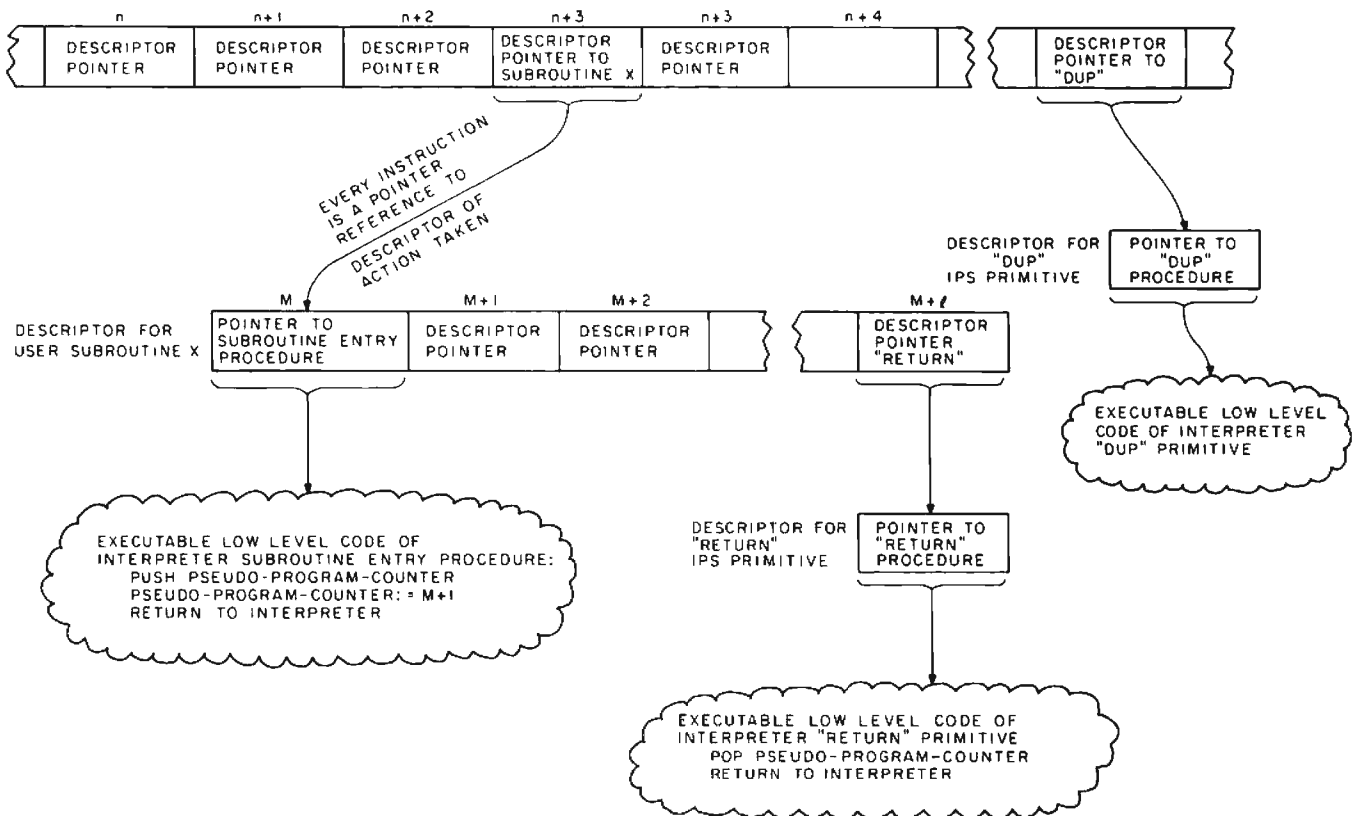


Figure 2: If a 2 level indirect form of interpretive execution is defined, then simplicity is achieved by making every token in the text of a user program a pointer reference to a descriptor of the operation. The descriptor in turn contains information such as the pointer to a low level routine to be executed upon reference to the descriptor during interpretation. Thus, a subroutine call which required two interpretive text entries in figure 1 is replaced by a simple pointer reference to the subroutine's descriptor. This descriptor in turn contains a reference to the low level interpreter routine which saves the program counter on the subroutine stack, then points to the first entry of the subroutine's interpretive text before resumption of interpretation. For simple built-in primitives of the language, the descriptor simply points to the low level executable routine of that primitive's operation, as shown for example in the case of RETURN and DUP. Note that the interpreter increments the pseudo program counter after each interpretation cycle.

a chain, that is, an array of programs executed in a cyclic fashion. Initially, this chain is only occupied by the compiler, while the other positions contain null entries. Programs may put other programs into this chain, or programs may remove themselves or other programs from this chain. It turns out that by this method, very general multi-programming is possible without needing separate stacks for each chain member. The act of scheduling or descheduling a real time process is implemented by this chaining technique. Apart from the "chain in" and "chain out" operators two other operators are necessary. A suspend and a resume operator are provided to be able to wait for internal or external events before a program's execution is continued. Amazingly, the four chain operators eliminate the necessity of a centralized operating system without imposing undue restrictions.

Presently at AMSAT we have IPS versions for the RCA COSMAC and the 8080, and a 6502 version is in preparation. Also, there exists a special version for the COSMAC aboard the AMSAT satellite, performing all interactions by radio link. Except for the last they occupy a little less than 6 K bytes of memory, having everything resident

entry-type	compiler-mode	
	interpreting	compiling
Normal (:)	execute	compile
INT	execute	error action
PRIOR	error action	execute
HPRI	execute	execute

Note: error action marks input-word with question mark and stops further processing of input.

Table 1: The modes of IPS operation (interpreting or compiling) and the action the compiler takes depending on the type of entry found. Normal refers to standard modules (:), variables and constants.

including the text editor. The radio version is slightly smaller.

In mid 1976 the first IPS version was up and running. Since then I have done some fine tuning as a result of feedback from some ten scientific projects using IPS within the University of Marburg. If you feel that IPS could be useful to you or if you have some comments or suggestions, please do write me.

(The original paper which discusses such a machine interpreter is: "FORTH, a New Way to Program a Minicomputer," by C H Moore, Astron Astrophys Suppl 15, 497-511, 1974. In the years since the first FORTH paper, FORTH has become a registered trademark of Mr Moore's consulting firm FORTH Inc.)■

HERE IS THE LATEST AND BEST IN 8080/Z80 DISK SOFTWARE

CP/M™ FDOS and Utilities	From \$145	Xitan Package A3+	\$409
Microsoft FORTRAN-80	\$400	Micro Focus CIS COBOL	\$500
Microsoft COBOL-80	\$625	SOURCE Disk Based Disassembler	\$70
Microsoft Disk Extended BASIC	\$300	ZASM Zilog™ Mnemonic Assembler	\$45
Microsoft MACRO-80 MACRO Assembler/Linking Loader	\$149	XY BASIC Process Control Language	\$300
Microsoft MACRO-80 (as above) w Subroutine Library	\$219	SMAL-80 Structured Macro Assembler Language	\$75
Microsoft EDIT-80 Line Editor	\$89	CBASIC Compiler/Interpreter BASIC	\$95
Xitan SUPER BASIC (A3)	\$99	MAC Macro Assembler	\$100
Xitan DISK BASIC (A3+)	\$159	SID Symbolic Instruction Debugger	\$85
Xitan Z-TEL Text Editor (A3, A3+)	\$69	TEX Text Formatter	\$85
Xitan Text Output Processor (A3, A3+)	N.A	General Ledger	\$995
Xitan Macro ASSEMBLER A3, A3+	\$69	Accounts Receivable	\$750
Xitan Z-BUG (A3+)	\$89	NAD Name & Address Processor	\$79
Xitan LINKER (A3+)	\$69	QSORT Disk File Sort/Merge Utility	\$95
Xitan Package A3 (as keyed above)	\$249		

Most software available in a variety of diskette formats including: IBM 8" single and double density; North Star CP/M; Micropolis CP/M; and 5" soft sectored. All Lifeboat software requires CP/M to operate.

Watch for the December 1978 release of the above software on Processor Tech Helios II; Altair Disk; and iCOM Microdisk systems.

LIFEBOAT ASSOCIATES

164 W. 83rd Street □ New York, N.Y. 10024 □ (212) 580-0082

Clubs and Newsletters

Attention: Canadian Readers

We have heard from the West Coast Computer Society (POB 4476, Vancouver BC, Canada V6B 3Z8) regarding their club's meeting schedule. They meet the first Wednesday of every month at 8 PM, room 126 at BCIT, which is located in Burnaby, British Columbia.

TRS-80 Monthly Newsletter

The purpose of the *TRS-80 Monthly Newsletter* is to provide and exchange information related to the Radio Shack TRS-80 computer system. This 68 page newsletter contains programs related to business, personal finance, money management, practical applications, statistics, mathematics, gambling and games. Every month one major program (such as a complete personal finance package or a complete income tax program —

short and long form) will be published. Subscriptions are \$24 by first class mail (\$40 outside of the US and Canada, air mail). Contact Mathematical Applications Service, POB 149, New City NY 10956.

Independent Ohio Scientific Users Group Formed

Owners, prospective users, OEMs and dealers of Ohio Scientific computers can share information, applications and software through an independent users group formed by the Newton Software Exchange, POB 518, Newton Center MA 02158. The Exchange was created to aid in the translation of microcomputer applications and systems programming from the sophisticated user and programmer to the naive user and operator. They are oriented and willing to work with programmers and OEMs who have good ideas and programs, but have difficulty expressing themselves to relatively unsophisticated end users. The OSI users group will encompass the full range of OSI products with special attention to the Challenger series. Annual dues are \$5 and include a monthly newsletter.

Rhode Island Computer Club

RICH is a computer club in Rhode Island that will be meeting on the following dates: March 20, April 17 and May 15 1979, from 7 to 10 PM at Jabour's Electronic City, 345 Fountain St, Pawtucket RI. For more information, write POB 599, Bristol RI 02809 or call (401) 253-5450.

User Notes for 6502 Owners

KIM-1/6502 User Notes is getting a facelift and will now be called *User Notes: 6502*. It will continue as a bi-monthly publication but will be expanded to 24 pages. In addition to the KIM, the *Notes* will support VIM and AIM systems as well as others. The new subscription rates will be \$13 for six double issues mailed first class and to Canada and \$19 for six double issues air mailed overseas. The new address is POB 33093, N Royalton OH 44133.


PACS Publishes Data Bus

The Data Bus is the monthly publication of the Philadelphia Area Computer Society (PACS). Its 16 pages contain a variety of information, including regular features such as meeting news, PET shop, editorial, classified and such articles as "Computers for Kids" and "Software/Courseware Exchange for UCSD Pascal." This organization was formed for the purpose of education and intercommunication of computer users in the greater Philadelphia area and to inform the general public about computer technology and its implications for the future. Dues are \$10 per year for regular membership and \$5 per year for students. Both memberships include a subscription to *The Data Bus* and participation in group purchase programs and club projects, as well as borrowing privileges in the society's software and literature libraries. PACS meetings are held in the LaSalle College science building. For more information, call the club's hotline at (215) 925-5264.

New York Amateur Computer Club

The New York Amateur Computer Club, which just celebrated its third birthday, is an organization formed to promote the free exchange of information about computers for personal use and to encourage fellowship among those interested in computing. General meetings are held once a month, normally on the second Thursday. Several user groups consisting of club members with specialized interests also meet on a monthly basis. Club dues are \$10 per year which includes a well-compiled and informative newsletter. For more information about this group, write to the club at POB 106, Church St Station, New York NY 10007.

SEEN EVERYWHERE:



IN STOCK AT  **ATLAS ELECTRONICS**
1570 Third Avenue
New York, NY 10028
212 / 427-4040

WE OFFER:

- Shipment within 24 hours on almost any item
- Frequent bulletins with special prices
- Latest catalogs and manufacturer's price lists

TELL ME MORE! Please Send for Free Catalogues!



- B&K Precision
- Non Linear Systems
- OK Wire Wrap
- Panavise
- AP
- CSC
- Vector
- Wahl Isotop
- Weller-Xcelite
- Send Special Price Bulletins

Name _____

Street _____

City/State _____ Zip _____

HOBBYISTS! ENGINEERS! TECHNICIANS! STUDENTS!

Write and run machine language programs at home, display video graphics on your TV set and design microprocessor circuits—the very first night—even if you've never used a computer before!

ELF II featuring RCA COSMAC microprocessor/mini-COMPUTER \$99.95

ELF II by NETRONICS

As featured in POPULAR ELECTRONICS

Shown with optional 4k Memory Board, GIANT BOARD™ & Kluge Board.



Stop reading about computers and get your hands on one! With ELF II and our new *Short Course* by Tom Pittman, you can master computers in no time at all! ELF II demonstrates all 91 commands an RCA 1802 can execute and the *Short Course* quickly teaches you how to use each of the 1802's capabilities. ELF II's video output lets you display an alphanumeric readout or graphics on any TV screen or video monitor plus enjoy the latest video games, including an exciting new target/misile gun game that was specifically developed for ELF II.

But that's not all. Once you've mastered computer fundamentals, ELF II can give you POWER with add-ons that are among the most advanced found anywhere. No wonder IEEE chapters plus hundreds of universities and major corporations have chosen the ELF II to introduce their students and personnel to microprocessor computing!

Learn The Skill That May Soon Be Far More Important Than Your College Degree!

The ability to use a computer may soon be more important to your earning power than a college degree. Without a knowledge of computers, you are always at the mercy of others when it comes to solving highly complex business, engineering, industrial and scientific problems. People who understand computers can command MONEY and to get in on the action, you must learn computers. Otherwise you'll be left behind.

ELF II Is The F-A-S-T Way To Learn Computer Fundamentals!

Regardless of how minimal your computer background is now, you can learn to program a computer in almost no time at all. That's because Netronics has developed a special *Short Course on Microprocessor And Computer Programming* in non-technical language that leads you through every one of the RCA COSMAC 1802's capabilities so you'll understand everything ELF II can do...and how to get ELF II to do it!

All 91 commands that an 1802 can execute are explained to you, step-by-step. The text, written for Netronics by Tom Pittman, is a tremendous advance over every other programming book in print.

Keyed specifically to the ELF II, it's loaded with "hands on" illustrations. When you're finished, ELF II and the 1802 will no longer hold any mysteries to you.

In fact, not only will you be able to use a personal computer creatively, you'll also be able to read magazines such as *BYTE...INTERFACE AGE...POPULAR ELECTRONICS* and *PERSONAL COMPUTING* and understand the articles.

If you work with large computers, ELF II and our *short Course* will help you to understand what makes them tick.

A Dynamite Package For Just \$99.95!

With ELF II, you learn to use machine language—the fundamental language of all computers. Higher level languages such

as FORTRAN and BASIC must be translated into machine language before a computer can understand them. With ELF II you build a solid foundation in computers so you'll really know what you're doing, no matter how complicated things get.

Video output also makes ELF II unique among computers selling for such a low price. Attached to your TV set, ELF II becomes a fabulous home entertainment center. It's capable of providing endless hours of fun for both adults and children of all ages! ELF II can create graphics, alphanumeric displays and fantastic video games.

No additional hardware is required to connect ELF II to your TV's video input. If you prefer to connect ELF II to your antenna terminals instead, simply use a low cost RF modulator (to order one, see coupon below).

ELF II's 5-card expansion bus (connectors not included) allows you to expand ELF II as your needs for power grows. If you're an engineer or hobbyist, you can also use ELF II as a counter, alarm, lock, thermostat, timer or telephone dialer, or for countless other applications.

ELF II Explodes Into A Giant!

Thanks to ongoing work by RCA and Netronics, ELF II add-ons are among the most advanced anywhere. Plug in the GIANT BOARD™ and you can record and play back programs, edit and debug programs, communicate with remote devices and make things happen in the outside world. Add Kluge Board to get ELF II to solve special problems such as operating a more complex alarm system or controlling a printing press. Add 4k RAM board and you can write longer programs, store more information and solve more sophisticated problems.

Expanded, ELF II is perfect for engineering, business, industrial, scientific and personal finance applications. No other small computer anywhere near ELF II's low price is backed by such an extensive research and development program.

The ELF-BUG™ Monitor is an extremely recent breakthrough that lets you debug programs with lightning speed because the key to debugging is to know what's inside the registers of the microprocessor and, instead of single stepping through your program, the ELF-BUG™ Monitor, utilizing break points, lets you display the entire contents of the registers on your TV screen at any point in your program. You find out immediately what's going on and can make any necessary changes. Programming is further simplified by displaying 24 bytes of RAM with full address, blinking cursor and auto scrolling. A must for serious programmers!

Netronics will soon be introducing the ELF II Color Graphics & Music System—more breakthroughs that ELF II owners will be the first to enjoy!

Now BASIC Makes Programming ELF II Even Easier!

Like all computers, ELF II understands only "machine language"—the language computers use to talk to each other. But, to make life easier for you, we've developed an ELF II Tiny BASIC. It talks to ELF II in machine language for you so that you can program ELF II with simple words that can be typed out on a keyboard such as PRINT, RUN and LOAD.

"Ask Now What Your Computer Can Do... But What Can It Do For You!"

Don't be trapped into buying a dinosaur simply because you can afford it and it's big. ELF II is more useful and more fun than "big name" computers that cost a lot more money.

With ELF II, you learn to write and run your own programs. You're never reduced to being a mere keypunch operator, working blindly with someone else's predeveloped software.

No matter what your specialty is, owning a computer which you really know how to use is sure to make you a leader. ELF II is the fastest way there is to get into computers. Order from the coupon below!

Microcomputer Owner's Society

Jim Brown of Elyria OH has notified us of the formation of the Microcomputer Owner's Society. They meet every fourth Sunday at 1 PM. For more specific information, contact Jim Brown, POB 474, Elyria OH 44035.

Compucolor-Intecolor Users Group

The Compucolor-Intecolor Users Group has announced that it will start making programs available to members without the donation of a program. Club members may now order programs from the club's library of over 300 programs for as little as \$2 each, plus a disk and handling charge of \$20 for the first disk and \$15 for each subsequent disk ordered at the same time. Those donating an acceptable program will receive five or six programs back at no charge. Membership to the group is \$25 or \$10 with the submission of an acceptable article for publication in the group's bulletin or a program to the library. Those wishing to join should write to Compucolor-Intecolor Users Group, 5250 Van Nuys Blvd, Van Nuys CA 91401.

Tulsa Computer Society Sponsors Apple User Group

The Tulsa Computer Society (TCS) meets the last Tuesday of every month at 7:30 PM. The meeting place is the Tulsa Vocational-Technical School seminar room at 3420 E Memorial Dr. The Apple User Group meets the second Tuesday of the month at High Technology of Tulsa. All users of Apple II computers and interested individuals are invited to attend. Membership in TCS is \$6 annually and includes a 1 year subscription to their newsletter, *The I/O Port*. Address all correspondence to The Tulsa Computer Society, POB 1133, Tulsa OK 74101.

Attention: Rochester NY Computerists

According to the most recent edition of *Memory Pages*, the official magazine of the Rochester Area Microcomputer Society (RAMS), the club is into its third year and has over 150 members with diverse backgrounds in the field of computing. RAMS is the local focus of personal computing in the Rochester area, as evidenced by the ACM and IEEE joining them for joint meetings on personal computing. It is the club's aim to provide its members with exposure to ideas and contact with individuals with similar interests. If you are interested, attend one of their meetings on the second Thursday of each month at 7:30 PM in room 1030, Gleason Building (#7 Engineering), Rochester Institute of Technology, Rochester NY. The address for RAMS is POB D, Rochester NY 14609. ■

NOW AVAILABLE FOR ELF II—

- Tom Pittman's *Short Course On Microprocessor & Computer Programming* teaches you just about everything there is to know about ELF II or any RCA 1802 computer. Written in non-technical language, it's a learning breakthrough for engineers and laymen alike. \$5.00 postpaid!
- Deluxe metal cabinet with plexiglas dust cover for ELF II, \$29.95 plus \$2.50 p&h.
- ELF II connects to the video input of your TV set. If you prefer to use your antenna terminals, order RF Modulator, \$8.95 postpaid.
- GIANT BOARD™ kit with cassette I/O, RS 232-C/TTY I/O, 8-bit P I/O, decoders for 14 separate I/O instructions and a system monitor/editor, \$39.95 plus \$2 p&h.
- Kluge (Prototype) Board accepts up to 36 IC's. \$17.00 plus \$1 p&h.
- 4k Static RAM kit. Addressable to any 4k page to 64k. \$89.95 plus \$3 p&h.
- Gold plated 86-pin connectors (one required for each plug-in board). \$5.70 postpaid.
- Professional ASCII Keyboard kit with 128 ASCII II upper/lower case set, 96 printable characters, onboard regulator, parity, logic selection and choice of 4 handshaking signals to mate with almost any computer. \$64.95 plus \$2 p&h.

SEND TODAY!

- Deluxe metal cabinet for ASCII Keyboard, \$19.95 plus \$2.50 p&h.
 - ELF II Tiny BASIC on cassette tape. Commands include SAVE, LOAD, =, >, <, &, 26 variables A-Z, LET, IF THEN, INPUT, PRINT, GOTO, GO SUB, RETURN, END, REM, CLEAR, LIST, RUN, PLOT, PEEK, POKE. Comes fully documented and includes alphanumeric generator required to display alphanumeric characters directly on your TV screen without additional hardware. Also plays tick-tack-toe plus a drawing game that uses ELF II's hex keyboard as a joystick. 4k memory required. \$14.95 postpaid.
 - Tom Pittman's *Short Course on Tiny BASIC* for ELF II, \$5 postpaid.
 - Expansion Power Supply (required when adding 4k RAM), \$34.95 plus \$2 p&h.
 - ELF-BUG™ Deluxe System Monitor on cassette tape. Allows displaying the contents of all registers on your TV at any point in your program. Also displays 24 bytes of memory with full addresses, blinking cursor and auto scrolling. A must for the serious programmer! \$14.95 postpaid.
- Coming Soon: A-D, D-A Converter, Light Pen, Controller Board, Color Graphics & Music System...and more!
- Call or write for wired prices!

Netronics R&D Ltd., Dept. 0000
333 Litchfield Road, Phone
New Milford, CT 06776 (203) 354-9375

Yes! I want to run programs at home and have enclosed: \$99.95 plus \$3 postage & handling for RCA COSMAC ELF II kit,
 \$4.95 for power supply (required),
 \$5 for RCA 1802 User's Manual, \$5 for *Short Course on Microprocessor & Computer Programming*.

I want mine wired and tested with power supply, RCA 1802 User's Manual and *Short Course* included for just \$148.95 plus \$3 p&h!

I am also enclosing payment (including postage & handling) for the items checked at the left.

Total Enclosed (Conn. res. add tax) \$ _____ Check here if you are enclosing Money Order or Cashier's Check to expedite shipment.

USE YOUR VISA Master Charge (Interbank # _____)

Account # _____

Signature _____ Exp. Date _____

PHONE ORDERS ACCEPTED (203) 354-9375

Print Name _____
Address _____
City _____
State _____ Zip _____

DEALER INQUIRIES INVITED

BYTE's Bits

Attention: ACM Members and Students of Computing History

The editors and editorial board of the *Annals of the History of Computing* are currently soliciting articles for this new quarterly periodical. The *Annals* will be published beginning in July 1979 by the American Federation of Information Processing Societies Inc (AFIPS). The publication will focus on the history of computing by including contributions from individuals who participated in, or witnessed, the events and decisions which have shaped the present computing environment.

In addition to formal articles, individuals are invited to submit short anecdotes or personal recollections, commentaries on collections of private letters considered historically relevant, descriptions of current historical projects, articles on the influence of societal factors on the development of computing, reports of significant successes and failures in the computing field, and annotated bibliographies of relevant

publications. Coverage will center on events and developments that occurred at least 15 years prior to the date of publication.

Prospective authors interested in submitting articles should send five copies of their contributions to Bernard A Galler, editor in chief, *Annals of the History of Computing*, University of Michigan, College of Literature, Science and the Arts, 2522 LSA Building, Ann Arbor MI 48109. Articles should be between 5000 and 10,000 words. Longer articles may be considered for publication in two or more parts. All contributions should be typed, and diagrams should be carefully drawn and fully labeled. Glossy photographs may be included. All cited references are to appear at the end of the paper under the heading "Notes." The notes should be typed, numbered consecutively, and consist mainly of citations. All words to be italicized should be underlined.

All articles should be accompanied by a brief biographical sketch of

approximately 50 words, an abstract of approximately 100 words, and a listing of appropriate *Computing Reviews* categories. ■

TRS-80 Memory Expansion

Owners of Radio Shack TRS-80s, take note: if you are upgrading from 4 K to 16 K of user memory and have the work done at a Radio Shack repair center, you should ask that the old 4 K memory integrated circuits be returned to you, after the new 16 K memory devices are installed. There is no additional charge, but in most cases you don't get the old memories back unless you ask.

Those owners of TRS-80 systems who buy 16 K memory kits from sources other than Radio Shack should be aware of this precaution. It is likely that Radio Shack repair centers will charge more for repairs to TRS-80s that have been modified by the user than for repairs to machines untouched internally except by the hands of the technicians at said repair centers. ■

Speakers Invited to Computing Festival

The Personal Computing Festival of the 1979 National Computer Conference will be at the Americana Hotel in New York City, June 5 through 7. The Festival will include three days of programs and special activities on all aspects of personal computing, with emphasis on the applications people have for their own computers. Individuals interested in presenting a paper, giving a talk, organizing a panel, or delivering a tutorial should send a letter of intent as soon as possible, but no later than February 1 1979, to Jay P Lucas, 3409 Saylor Pl, Alexandria VA 22304. The letter of intent should include an abstract and a brief biography. Papers presented during the festival program will be published. Potential authors will be mailed a festival author's kit, which contains instructions and necessary materials for preparing papers in camera ready format. Papers submitted for consideration must be received by March 15 1979, in the specified camera ready format. Papers will be reviewed and authors will be notified by May 1 1979 regarding acceptance. Session leaders should submit a brief abstract describing either the scope of the proposed session or the tentative title of the presentation by February 1 1979. The prospective organizer should submit a list of proposed participants, their affiliations, and a brief biography of each. ■

On the Eight Queens Problem

When Terry Smith bypassed the permutations of digits method of "Solving the Eight Queens Problem" (October 1978 BYTE, page 122) because calculating the permutations of the

Health Insurance for Your Floppies!

Problem: Dust, Smoke,
and Warpage will Ruin
Your Floppy Disks.

Solution: The Flex 80
System will Protect, Index,
and File Your Floppy Disks
Quickly and Easily.



FLEX SYSTEM

For Further Information
and a
Free Copy of Our "Policy"

**CALL TOLL FREE
800 323-0254**



ADVANCE ACCESS GROUP

10526 W. Cermak Westchester, IL 60153 312 562-5210

"Manufacturers of Information Processing Supplies"

SURPLUS ELECTRONICS

ASCII



ASCII

IBM SELECTRIC[®]
BASED I/O TERMINAL
WITH ASCII CONVERSION
INSTALLED \$645.00

- Tape Drives • Cable
- Cassette Drives • Wire
- Power Supplies 12V15A, 12V25A, 5V35A Others, • Displays
- Cabinets • XFMRS • Heat Sinks • Printers • Components

Many other items
 Write for free catalog
WORLDWIDE ELECT. INC.
 130 NORTHEASTERN BLVD.
 NASHUA, N.H. 03060
 Phone orders accepted using VISA
 or MC. Toll Free 1-800-258-1036
 In N.H. 603-889-7661

Circle 395 on inquiry card.

COMPUTER MART of NEW HAMPSHIRE, Inc.

* SPECIALIZING IN BUSINESS
 AND PERSONAL COMPUTERS *

Featuring:

DATA GENERAL microNOVA[®]
XITAN GENERAL
APPLE II

S-100 Bus Products
 SOFTWARE currently available:
 AR, GL, AP, Inv., Payroll,
 Word Processing, and Dental
 Office Manager.



170 Main Street
Nashua, NH 03060
603/883-2386



microNOVA[®] is a registered
 trademark of Data General Corp

Circle 76 on inquiry card.

PET SCHEMATICS

Another First From "PET-SHACK".

For only \$24.95 you get:

24" x 30" schematic of the CPU board, plus oversized
 schematics of the Video Monitor and Tape Recorder, plus
 complete Parts Layout—all Accurately and Painstakingly
 drawn to the Minutest detail.

PET ROM ROUTINES

Another Breakthrough From "PET-SHACK".

Complete Assembly Listings of all 7 ROMs, plus identi-
 fied subroutine entry points; Video Monitor, Keyboard
 Routine, Tape Record and Playback Routines, Real Time
 Clock, etc.

To entice you we are also including our own Machine
 Language Monitor program for your PET using the key-
 board and video display. All this for only \$19.95.
SATISFACTION GUARANTEED.

You can have the Monitor program on cassette for only
 \$9.95 extra.

Send check, money order, or Master Charge or VISA
 number and expiration date to:

PET-SHACK Software House
Marketing and Research Co.
P. O. Box 966
Mishawaka, IN 46544

Circle 303 on inquiry card.

O.S.I.

OHIO SCIENTIFIC ☆ COMPUTERS ☆

SALES & SERVICE

Business/Home/Hobby
Hardware & Software

— SEE O.S.I. NOW! —

METRO D.C. AREA & MARYLAND
The Math Box, Inc.
(301) 933-6555

CENTRAL VIRGINIA AREA
H/B Computers, Inc.
(804) 295-1975

Circle 213 on inquiry card.

CANADIANS

Announcing

HAMILTON LOGIC SYSTEMS

Specializing in logic
 devices, microprocessors,
 memories, TTL, Cmos,
 etc.

Send for your catalogue

Box 7
 STONEY CREEK
 ONTARIO L8G 3X7

Circle 157 on inquiry card.

SAVE 5 to 15%

	LIST	SALE PRICE
IMSAI 8080 W/22 SLOTS	\$751	\$649
16K APPLE II	\$1195	\$1050
SHUGGART MODEL 800	\$650	\$595

SIMILAR DISCOUNTS ON:

- IMSAI 4K, 16K, 32K RAM, MID etc.
- POLYMORPHICS VIDEO
- DYNABYTE 16K (ASMI) RAM
- HAZEL TINE 1400, 1500, 1510
- NOVATION ACOUSTIC COUPLERS
- US 8K (ASMI) RAM
- PROCESSOR APPLICATIONS DMA FLOPPY
- DISC CONTROLLER (ASMI)
- TARBELL FLOPPY DISC CONTROLLER
- TARBELL CASSETTE INTERFACE
- SHUGGART G3/ MODEL 110
- PICKLES AND TROUT MOD FOR HITACHI TV
- ALL SWTP PRODUCTS
- APPLE II
- MODEL 43 TELEPRINTER (OCTOBER)
- ADM 3A TERMINAL
- SOROC 10120 TERMINAL
- TELETYPE MODEL 40 300 LNP
- CENTRONICS PRINTER
- REPAIRS IN-HOUSE AT LOW COST
- CUSTOM SOFTWARE & FIRMWARE

THE COMPUTER STOP

16919A Hawthorne Blvd
 Lawndale CA 90260
 (213) 371-4010

11 30 to 6 00 Tue-Sat
 Closed Sunday/Monday

Circle 73 on inquiry card.

ACCELEWRITER DOUBLES DECWRITER SPEED

The ACCELEWRITER doubles the
 LA36 Decwriter's speed from 30 to 60
 CPS. The ACCELEWRITER is a small
 molded module which plugs into the
 printer's logic board.

The ACCELEWRITER enables the
 Decwriter to print at its "catch-up"
 speed of 60 CPS all of the time. You
 must be able to program fill characters
 into the data stream after carriage re-
 turns.

Easy installation and easy recon-
 version, if ever desired. Compatible with
 standard Decwriter option boards. Full
 one-year warranty. Only \$95.00.

Please write or phone.
 Illinois residents add 5% sales tax.

Available NOW from
LARKS ELECTRONICS & DATA
 P. O. Box 22
 Skokie, Illinois 60077
 (312) 677-6080

NORTH STAR PAYROLL PACKAGE

- ☆ Salary, hourly or commission
- ☆ Any number of pay periods per
 year
- ☆ Hash coding allows faster file
 accessing
- ☆ Multiple companies on one disk
- ☆ New tax rates are easily entered
 as data statements
- ☆ Simple to use - minimum oper-
 ator's response
- ☆ Selective printouts for employee
 information i.e. last pay, MTD,
 QTD, YTD, addresses, W-2, etc. . .

Unconditionally guaranteed. Can be
 returned for refund if not satisfied.

North Star disk - \$75.00

Potter's Programs

22444 Lakeland
 St. Clair Shores, MI 48081
 (313) 573-8000

Circle 308 on inquiry card.

PASCAL \$2995 COMPUTER

Call (714)
 979-9920



MONTHLY SPECIALS

- Floppy Kit
 SA 801 floppy (8") & disk cont.
 kit (S-100)\$599
- Add On Floppy Drives
 SA 800/1 (8") floppy\$469
 SA 400 mini floppy\$285
- Centronics 779 printer\$999
- Miscellaneous
 CP/M Operating System/Manuals...\$89
 8" Memorex Diskettes
 (IBM comp.)\$3.50
 8" Verbatim Diskettes
 (IBM comp.)\$3.99
 4" Diskettes\$3.39
 16k RAM chips\$9.75
 Pwr Supply cabinet (mini floppy)...\$79
 Pwr Supply cabinet (floppy).....\$225

CIT COMPUTER INTERFACE TECHNOLOGY
Peripheral Products Division
 2080 South Grand, Grand Centre, Santa Ana, CA 92705

Circle 74 on inquiry card.

The **Rothenberg**

INTEGRATED

FINANCIAL

SYSTEM

under
CP/M*

- GENERAL LEDGER
- ACCOUNTS RECEIVABLE
- ACCOUNTS PAYABLE
- PAYROLL
- INVENTORY CONTROL

Easy to use, self-guided.
You don't have to be a CPA!

Price: \$500 each
Complete manuals: \$8 each
Immediate Delivery
Requires only 32K system

Requires CBASIC**
Prepaid or COD only
Send CP/M serial # with each order

Also available:
Complete Legal Billing System
Only \$1995. Manual \$8.

Rothenberg

INFORMATION SYSTEMS, INC.

260 Sheridan Avenue
Palo Alto, CA 94306
(415) 324-8850

*CP/M is a trademark of Digital Research
**Add \$100 if CBASIC is also needed

Circle 328 on inquiry card.

digits from 1 to 8 seemed too difficult, I took it as an interesting problem in itself. At first I doubted that BASIC was fast enough, but as it turned out I received a permutation every second or so using Micropolis BASIC on a SOL 20. That encouraged me to complete the eight Queens problem.

My first solution appeared in less than a minute and a half. That's a lot faster than the 20 minutes Terry Smith waited! The last of the 92 solutions came out 27 minutes from the start of the run.

The line numbers in listing 1 which are multiples of 10 are the permutation program. The rest were added to screen out the diagonal attacks. The AND or OR operators operate on each bit independently, as in machine code.

Thanks for an interesting couple of hours.

Also, I am following the Pascal articles and may implement the current series, although it's too bad the data types could not be implemented. I also wish I had some idea of their speed.

Richard Greenlaw
251 Colony Ct
Gahanna OH 43230

Listing 1:

```

10 REM PROGRAM TO CALCULATE CHESS BOARD POSITIONS FOR 8 QUEENS
12 REM WITH NO ATTACKS ANYWHERE.
15 REM BY RICHARD GREENLAW 10/7/78
20 REM TESTS PERMUTATION METHOD MENTIONED BUT NOT USED BY
22 REM TERRY SMITH IN 10/78 BYTE
28 REM D VARIABLES ARE VERTICAL POSITIONS IN EACH COLUMN
30 REM F VARIABLES ARE FLAGS REPRESENTING THE DIGIT USED
32 REM U VARIABLES COMBINE FLAGS FOR ALL DIGITS USED SO FAR
100 FOR D1=1 TO 8
110   U1=21D1
120   FOR D2=1 TO 8
130     F2=21D2
140     IF (F2 AND U1)<>0 THEN 970
145     IF D2=D1+1 OR D2=D1-1 THEN 970
150     U2=F2 OR U1
160     FOR D3=1 TO 8
170       F3=21D3
180       IF (F3 AND U2)<>0 THEN 960
185       IF D3=D2+1 OR D3=D2-1 OR D3=D1+2 OR D3=D1-2 THEN 960
190       U3=F3 OR U2
200       FOR D4=1 TO 8
210         F4=21D4
220         IF (F4 AND U3)<>0 THEN 950
225         IF D4=D3+1 OR D4=D3-1 OR D4=D2+2 OR D4=D2-2 THEN 950
226         IF D4=D1+3 OR D4=D1-3 THEN 950
230         U4=F4 OR U3
240         FOR D5=1 TO 8
250           F5=21D5
260           IF (F5 AND U4)<>0 THEN 940
262           IF D5=D4+1 OR D5=D4-1 OR D5=D3+2 OR D5=D3-2 THEN 940
264           IF D5=D2+3 OR D5=D2-3 OR D5=D1+4 OR D5=D1-4 THEN 940
270           U5=F5 OR U4
280           FOR D6=1 TO 8
290             F6=21D6
300             IF (F6 AND U5)<>0 THEN 930
302             IF D6=D5+1 OR D6=D5-1 OR D6=D4+2 OR D6=D4-2 THEN 930
304             IF D6=D3+3 OR D6=D3-3 OR D6=D2+4 OR D6=D2-4 THEN 930
306             IF D6=D1+5 OR D6=D1-5 THEN 930
310             U6=F6 OR U5
320             FOR D7=1 TO 8
330               F7=21D7
340               IF (F7 AND U6)<>0 THEN 920
342               IF D7=D6+1 OR D7=D6-1 OR D7=D5+2 OR D7=D5-2 THEN 920
344               IF D7=D4+3 OR D7=D4-3 OR D7=D3+4 OR D7=D3-4 THEN 920
346               IF D7=D2+5 OR D7=D2-5 OR D7=D1+6 OR D7=D1-6 THEN 920
350               U7=F7 OR U6
360               FOR D8=1 TO 8
370                 F8=21D8
380                 IF (F8 AND U7)<>0 THEN 910
382                 IF D8=D7+1 OR D8=D7-1 OR D8=D6+2 OR D8=D6-2 THEN 910
384                 IF D8=D5+3 OR D8=D5-3 OR D8=D4+4 OR D8=D4-4 THEN 910
386                 IF D8=D3+5 OR D8=D3-5 OR D8=D2+6 OR D8=D2-6 THEN 910
387                 IF D8=D1+7 OR D8=D1-7 THEN 910
500 PRINT D1;D2;D3;D4;D5;D6;D7;D8
910   NEXT D8
920   NEXT D7
930   NEXT D6
940   NEXT D5
950   NEXT D4
960   NEXT D3
970   NEXT D2
980 NEXT D1
READY
RUN
  1 5 8 6 3 7 2 4
  1 6 8 3 7 4 2 5
  1 7 4 6 8 2 5 3
  1 7 5 8 2 4 6 3
  2 4 6 8 3 1 7 5
  2 5 7 1 3 8 6 4
  2 5 7 4 1 8 6 3
  2 6 1 7 4 8 3 5
  2 6 8 3 1 4 7 5
  2 7 3 6 8 5 1 4
  2 7 5 8 1 4 6 3
  2 8 6 1 3 5 7 4
  3 1 7 5 8 2 4 6
  3 5 2 8 1 7 4 6
  3 5 2 8 6 4 7 1
  3 5 7 1 4 2 8 6
  3 5 8 4 1 7 2 6
  3 6 2 5 8 1 7 4
  3 6 2 7 1 4 8 5
  3 6 2 7 5 1 8 4

```

Listing 1 continued:

```

3 6 4 1 8 5 7 2
3 6 4 2 8 5 7 1
3 6 8 1 4 7 5 2
3 6 8 1 5 7 2 4
3 6 8 2 4 1 7 5
3 7 2 8 5 1 4 6
3 7 2 8 6 4 1 5
3 8 4 7 1 6 2 5
4 1 5 8 2 7 3 6
4 1 5 8 6 3 7 2
4 2 5 8 6 1 3 7
4 2 7 3 6 8 1 5
4 2 7 3 6 8 5 1
4 2 7 5 1 8 6 3
4 2 8 5 7 1 3 6
4 2 8 6 1 3 5 7
4 6 1 5 2 8 3 7
4 6 8 2 7 1 3 5
4 6 8 3 1 7 5 2
4 7 1 8 5 2 6 3
4 7 3 8 2 5 1 6
4 7 5 2 6 1 3 8
4 7 5 3 1 6 8 2
4 8 1 3 6 2 7 5
4 8 1 5 7 2 6 3
4 8 5 3 1 7 2 6
5 1 4 6 8 2 7 3
5 1 8 4 2 7 3 6
5 1 8 6 3 7 2 4
5 2 4 6 8 3 1 7
5 2 4 7 3 8 6 1
5 2 6 1 7 4 8 3
5 2 8 1 4 7 3 6
5 3 1 6 8 2 4 7
5 3 1 7 2 8 6 4
5 3 8 4 7 1 6 2
5 7 1 3 8 6 4 2
5 7 1 4 2 8 6 3
5 7 2 4 8 1 3 6
5 7 2 6 3 1 4 8
5 7 2 6 3 1 8 4
5 7 4 1 3 8 6 2
5 8 4 1 3 6 2 7
5 8 4 1 7 2 6 3
6 1 5 2 8 3 7 4
6 2 7 1 3 5 8 4
6 2 7 1 4 8 5 3
6 3 1 7 5 8 2 4
6 3 1 8 4 2 7 5
6 3 1 8 5 2 4 7
6 3 5 7 1 4 2 8
6 3 5 8 1 4 2 7
6 3 7 2 4 8 1 5
6 3 7 2 8 5 1 4
6 3 7 4 1 8 2 5
6 4 1 5 8 2 7 3
6 4 2 8 5 7 1 3
6 4 7 1 3 5 2 8
6 4 7 1 8 2 5 3
6 8 2 4 1 7 5 3
7 1 3 8 6 4 2 5
7 2 4 1 8 5 3 6
7 2 6 3 1 4 8 5
7 3 1 6 8 5 2 4
7 3 8 2 5 1 6 4
7 4 2 5 8 1 3 6
7 4 2 8 6 1 3 5
7 5 3 1 6 8 2 4
8 2 4 1 7 5 3 6
8 2 5 3 1 7 4 6
8 3 1 6 2 5 7 4
8 4 1 3 6 2 7 5

```

and achieving compile time and execution time efficiency. 6 copies of a summary (not a complete paper) should be sent to the program chairman Dr Stephen C Johnson, room 2C-559, Bell Telephone Laboratories, 600 Mountain Av, Murray Hill NJ 07974. Summaries should not indicate author name and address. This information should appear only in a cover letter to the chairman. Summaries should explain what is new and interesting about the work and what has actually been accomplished. February 1 1979 is the deadline for submission of summaries.■

National Computer Tournament for the Prisoner's Dilemma

Looking for a challenging project for your strategic instincts and your programming skills? This computer tournament may be for you. There is no charge to enter.

The tournament is based on a nifty little game called the Prisoner's Dilemma. In the Prisoner's Dilemma there are two players. Unlike most games, such as chess, the two players are not in total conflict. In fact, both can do well or both can do poorly.

Here is how the tournament works. The game will be played for an average of 200 moves, and in each move, each player can choose either to cooperate or to defect. If both cooperate, both do well. But if one defects while the other cooperates, the defecting player gets his highest payoff, and the cooperating player gets taken for a sucker and gets his lowest payoff. The catch is that if both defect, both do poorly.

The precise payoffs in the tournament for a given move are three points each if both cooperate; five points to a player who defects while the other cooperates, with zero points to the sucker; and one point each if both defect. The score of a player in a single game is his or her total over all the moves.

To win the tournament you have to get the highest total score summed over all the games you play. Therefore your object is to get a good score in each separate game, but *not necessarily* to get a better score than the player with whom you are currently playing.

To join the computer tournament you submit a program written in BASIC or FORTRAN IV which will be a decision rule for the selection of the cooperative or the defecting choice at each move. The decision rule may be based on the history of the game so far. For example, a simple and quite effective decision rule is *Tit For Tat*: cooperate on the first move, and then do exactly what the other player did on the previous move. Quite sophisticated decision rules can be written in as little as 25 lines.

This tournament is part of a research project to understand the nature of skillful performance in a 2 sided environment which is partially cooperative and partially competitive.

Each person who completes an entry will receive a report describing the results of the tournament. The winner will receive a handsome engraved trophy.

To get further details on the tournament, write to Prof Robert Axelrod, Institute of Public Policy Studies, The University of Michigan, 506 E Liberty St, Ann Arbor MI 48104.■

Using a Calculator to Perform Hexadecimal Addition and Subtraction

This helpful hint to anyone analyzing hexadecimal programming and memory dumps comes from the *NCR Century Systems Software* volume 4, issue 2, by NCR analyst Robert C Moler.

If you do not have a Texas Instruments hexadecimal calculator and work with hexadecimal numbers, you only need to remember the number 84.

Here is how it is done. Allow two decimal places for each hexadecimal character and assign the values as follows: 0=00, 1=01, 2=02, 3=03, 4=04, 5=05, 6=06, 7=07, 8=08, 9=09, A=10, B=11, C=12, D=13, E=14, F=15.

During addition, when the sum of two decimal representations of hexadecimal numbers exceeds 15 (F), add 84 to it to perform the carry to the next place.

Example:

Hexadecimal Number	Keyboard
1B4D	01 11 04 13
+1C85	+ 01 12 08 05
37D2	02 23 12 18
	+ 84
	02 23 13 02
	+ 84 00 00
	03 07 13 02 = 37D2

For subtraction, when a borrow is made from the next higher place the result is in the range of 85 to 99. The result is corrected by subtracting 84 from that place. Using the preceding example, subtracting 1C85 from 37D2:

	03 07 13 02
-	01 12 08 05
	01 95 04 97
-	84
	01 95 04 13
-	84 00 00
	01 11 04 13 = 1B4D

Although the limitation is four digits on my 8 digit calculator, I still find this method helpful when digging through a hexadecimal dump.

Harold Pritchard
1801 Oxford St N
St Petersburg FL 33710■

Call for Papers for SIGPLAN Symposium on Compiler Construction

The SIGPLAN Symposium on Compiler Construction which is scheduled for August 8 through 10 in Boulder CO has issued a call for papers. The symposium will consider compiler construction methods and construction experience. The emphasis will be less on theoretical methods and more on techniques applied to real compilers. Especially welcome are papers on the application of theoretical methods and practices to practical compilers. Some typical topics of interest are: code generation techniques; compiler generation for particular languages, language constructs, or system architectures; compiler portability and bootstrapping; compiler testing and verification; code optimization and its practical effect; measuring

Now Any IBM SELECTRIC® can be interfaced to Any micro computer

- Unique mechanical design fits on to any style SELECTRIC® without modification to the typewriter
- Compatible with S-100 bus; RS232, Parallel and IEEE-488 ports
- Use your typewriter as a high quality output printer with TRS-80, Apple, PET, Sorcerer, Horizon, etc., etc.

Prices:* S-100	\$496.00
Parallel	\$525.00
RS232	\$549.00
IEEE-488	\$560.00

*Prices valid in USA only



Escon Products, Inc.
171 Mayhew Way, Suite 204,
Pleasant Hill, CA 94523
(415) 935-4590

NORTH STAR ★ DISK OWNERS

**THE MOST COST-EFFECTIVE MACHINE
LANGUAGE DEVELOPMENT SYSTEMS AVAILABLE
THE XL-8080 & XL-Z80 SYSTEMS**

1

EDITOR ** Create & modify source listings using 15 powerful commands. Provides string search/replacement, auto-line numbering, multi-disk file storage, automatic memory management, built-in tab, printer listings and much more. Also, a North Star-compatible line editor provides rapid line edit capability

2

ASSEMBLER ** Processes source listings directly from disk and optionally stores binary code in memory or on disk. Features multi-disk/file processing, multi-length labels, symbol table listing, console or printer output, etc.. Allows any size program (source or code) to be processed!

3

DISASSEMBLER ** Processes an object file on disk and produces source file listings both on a second disk file and on the console or printer.

- **MAXIMIZES DISK CAPABILITY
- **USES EXISTING DOS USER I/O ROUTINES
- **REQUIRES LESS THAN 16K MEMORY TO OPERATE

XL-8080 SYSTEM w/complete documentation \$39.95

XL-Z80 SYSTEM (same as above but processes
Z80 Zilog-format files \$59.95

XL-ZP/M SYSTEM (Z80 Assembler for CP/M) \$59.95

Available at your local computer store or by sending check or money order to.



**COMPUTER
PRODUCTS
INC.**

**P.O. Box 805
Mesa, AZ 85202**

Dealer inquiries welcome

Continued from page 10

tive), but the statement J:0 returns to the start of the program rather than to the last accept.

Also, two simple changes can save one level of nesting each:

```
004A 7E E1AC JIN  JMP  INEEE
004E 7E E1D1 JOUT JMP  OUTEEE.
```

All of the above are simple modifications, but I rewrote the whole program to optimize it by using RAM in the STACK area for LOC, CHR and FLG, while deleting LST.

I am sorry to propose these modifications only in MOTOROLA M6800 format but I am sure that anyone using the 8080 can work it out on their own.

Keep up the good work for 6800 experimenters.

A De Longchamp
7600 Rousselot, Apt 6
Montreal, Quebec
CANADA H2E 1Z3

A TIMELY MODIFICATION TO KIMER

We attempted to run a program from Robert Baker's article "Kimer: A KIM-1 Timer" (July 1978 BYTE, page 12). We found Mr Baker's statement that the timer would run as a 12 hour clock by changing the contents of a particular address not to be true. After incrementing time at 12:59:59, the 12 hour clock goes to 00:00:00. The proper time (01:00:00) can be displayed by changing and adding the following code:

```
0257 C9 13          CMP  #13
.
.
025B 20 66 02      JSR  MIDD
.
.
0266 A9 #01        MIDD LDA  #01
0268 85 FB         STA  POINTH
026A 60           RTS
```

We hope that this correction will aid others in utilizing the KIM-1 as a 12 hour digital clock for demonstrative purposes.

Alan A Leff
Donald L Boos
The Standard Oil Company
3092 Broadway Av
Cleveland OH 44115

GRAPHIC PRESENTATION

I found the articles by Jeffrey L Posdamer, "The Mathematics of Computer Graphics," and Joel C Hungerford, "Graphics Manipulations Using Matrices," quite interesting (see September 1978 BYTE, pages 22 and 156, respectively). I am pleased to see that computer graphics is becoming more popular and useful at all levels. The article by Posdamer was particularly interesting because it closely parallels the material

ARE YOU TAKING FULL ADVANTAGE OF YOUR COMPUTER?

NO

Then we want you. Assembled at the Personal Computing Festival of the 1979 National Computer Conference will be scores of experts with diverse backgrounds. Your imagination cannot help but be triggered with new uses and applications for your own computer. Over 25 technical sessions will cover such topics as: languages, education, robotics, small business applications, speech synthesis and recognition, and investment analysis. Live demonstrations of applications by individual users will enable you to see the latest personal computing realities in action. Commercial exhibits will bring you up-to-date on industry offerings in microcomputer products, systems, and services. Take full advantage of your computer by attending the NCC Personal Computing Festival at the Americana Hotel in New York City, June 4-7. For continuing information about the complete computing experience at NCC, simply fill out and return the coupon below.

YES

Then we need you. You have developed an application to a point where your results are up to your own high personal standards. Speak to us, and the world, at the NCC '79 Personal Computing Festival. You can help your friends and colleagues take full advantage of their own computers by presenting a paper, chairing a session, or demonstrating your application. Valuable prizes will be awarded for outstanding applications demonstrations and for the best papers published in the *NCC '79 Personal Computing Proceedings*. Fill out the coupon below, check the box on conference participation, and we'll send you complete information. The deadline for submitting ideas and proposals is February 1, 1979. But remember...whether or not you're presently taking full advantage of your computer, there's a world of information on the very latest in personal computing awaiting you at NCC '79 in New York.



PERSONAL COMPUTING FESTIVAL

c/o AFIPS, 210 Summit Avenue, Montvale, N.J. 07645

- Please keep me up-to-date on NCC '79 and its Personal Computing Festival.
- Please rush me information on participating in the Personal Computing Festival program sessions.
- I'm interested in demonstrating my own personal computing application; please send me details.
- My company is interested in exhibiting at the Personal Computing Festival.
- Please send information on the NCC '79 Travel Service.

Name _____ Title _____

Company _____

Street _____

City _____ State _____ Zip _____

BYT

presented in chapter 2 of our book, *Mathematical Elements for Computer Graphics*.

There are one or two small comments that may be of interest. Posdamer states that there are three basic transformations in two dimensions: translation, rotation, and scaling. In the sense that Posdamer is using there is of course a fourth, namely, reflection.

Hungerford's statement with respect to projected views although technically correct is confusing. In real life we see in perspective, that is, all lines converge at infinity. The projected view given by Hungerford is technically an orthographic projection. In an orthographic projection all parallel lines remain parallel. Orthographic projections are commonly used for engineering drawings. It is this type of projection that he describes.

David F Rogers PhD
Prof of Aerospace Engineering
Director Computer Aided Design
Interactive Graphics
US Naval Academy
Annapolis MD 21402

TINY PASCAL

I would like to take this opportunity to thank you for publishing the series of articles about "A 'Tiny' Pascal Compiler" (September, October and November 1978 BYTE) I have enjoyed them

very much. I have considered (and am still considering) obtaining UCSD Pascal, but I do not own a disk system running CP/M. This is why I have appreciated your series of articles, since they did not require a disk system and could be easily modified for any 8080 system (I own a MECA cassette operating system). I hope you will continue having serious articles about Pascal: by this I mean articles perhaps extending Tiny Pascal's features compared with full standard Pascal and about structured programming in Pascal or Pascal-like languages; I think I have seen enough articles in all the personal computing magazines lately comparing the virtues and vices of Pascal vs BASIC and the like.

Harvey E Hahn
14 N Highview
Addison IL 60101

CHESS 4.6 DEFEATED?

In reference to Norman Whaland's article "A Computer Chess Tutorial" (October 1978 BYTE, page 168): Chess 4.6 proved its weakness when it lost to Duchess at the Jerusalem Conference on Information Technology Computer Chess Tournament on August 6 thru 9 1978. Chess 4.6 resigned after 59 moves (copies of that game are available upon request along with a self-addressed stamped envelope). Duchess had a clear lead well into midgame, but played

rather aimlessly, picking off Chess 4.6's pieces one at a time and leaving a lone King to resign. The final standings were as follows:

1. Duchess	3 points
2. Chess 4.6	2 points
3. Chaos	2 points
4. Ostrich	1 point
5. Tell	1 point
6. BS '66 '76	0 points

In addition, I have a program written in Pascal to solve the 8 Queens problem. It was run on the Hebrew University computer (CDC 64000) with the original Pascal compiler: ETH Zurich (Release 2). The program works recursively and contains more comments than actual coding to make understanding easy. It too is available upon request (with 30 cents in stamps to cover shipping). Also available are a Magic Squares generator and a Life generator written in Pascal.

Henry Nussbacher
570 Fort Washington Av
New York NY 10033

HEATH BIT

I recently purchased a DECwriter (H36) for my H8 system which already included an H9 terminal. Difficulties ensued when I tried to list lower case text (such as this letter) on the H9, since it interprets ASCII code 140 thru 177 octal as 040 thru 077 octal. A remedy for this situation was published in September 1978 BYTE, page 147, by George J Frye, using an inverted bit 7 in place of bit 6 from the ASCII bus to feed the H9 character generator. Unfortunately, the method described would cause an erroneous signal to be sent to the plot mode decoder, thus making that function of the H9 useless.

Happily the fix suggested by Mr Frye need only be slightly modified in order to preserve the PLOT function and allow lower case ASCII to be displayed as upper case:

1. Cut the foil trace from pin 1 of IC206 to pin 22 of IC205.
2. Jumper from pin 10 of IC203 to pin 11 of IC219.
3. Jumper from pin 10 of IC219 to pin 22 of IC205.

I have made this change to my H9 and it works flawlessly. After I had completed it, however, I noticed that the inverted ASCII bit 7 signal was already available from IC203. Thus, the unused segment of the hexadecimal inverted (IC219 pins 10 and 11) need not be used, and only one jumper is needed:

1. Cut the foil trace from pin 1 of IC206 to pin 22 of IC205.
2. Jumper from pin 11 of IC203 to pin 22 of IC205.

William W Moss
1507 Riverview Ln
Bradenton FL 33505

Add-In Associative Memory for the S-100 bus

Discussed and dreamed about by computer scientists for years, Content-Addressable Memory (CAM) is now here at an affordable price. CAMs have been so costly to build that few have actually been produced. Now Semionics has developed a simplified design, lowering the cost by two orders of magnitude. This new memory is called Recognition Memory (REM), since (like the human brain) it can recognize words, patterns, etc.

Adding a REM board to an ordinary microcomputer converts it into a very powerful machine known as a Content-Addressable Parallel Processor (CAPP).

Features:

- 4K bytes per board
- Static—no refresh needed
- Can be used as ordinary RAM or as CAM
 - RAM access time: 200 ns
 - CAM access time: 4 μ s
- Multiwrite—writing into multiple locations with one instruction
- Masking—for individual bit access
- Multiple REM boards accessed in parallel

Adds 17 associative memory functions to instruction set of Z-80 or 8080.


Applications:

- Pattern Recognition
- Information Retrieval
- Compiling & Interpreting
- Natural Language Processing
- Code Compression
- Artificial Intelligence

Price: \$325
4K firmware package of REM routines: \$80

SEMIONICS

41 Tunnel Road • Berkeley • CA 94705
(415) 548-2400



CLARIFYING THE LIMIT

There are a number of items in "The Sky's the Limit" (November 1978 BYTE, page 48) which require clarification.

On page 50 it is stated that "some repeaters have reverse call-in capability by which the nonamateur can dial the repeater." The first part of the sentence is true. The second part is incorrect. FCC regulations do not allow a non-licensed person to activate an amateur transmitter. It should be realized that the repeater is an amateur transmitter and is licensed.

It should be further noted that it is not legal for an amateur to directly transmit messages to a nonlicensed person; most amateurs would be reticent to do so. Third party telephone communication is a special exception. If one would monitor an amateur VHF repeater, he would find that the amateur in his car wishing to use "autopatch" first accesses the repeater (the licensed station) which is under direct supervision of control operators, also licensed. Only then does the amateur place his desired *nontoll* telephone call using Touch Tone signaling.

In response to phrases like "As radio amateurs recognize the capabilities of the microcomputer. . ." (page 50), I can only state that I know a number of radio amateurs who have been working with microcomputers before there were "home computers." I really don't feel that the radio amateur belongs in the class of the slow learner. However, I agree with the statement on page 61 that "the AMSAT OSCAR amateur radio communication satellites can provide the computer enthusiast with an operationally simple worldwide personal computing network"—but if and only if that enthusiast is also a licensed radio amateur.

To Mr Kasser I would like to add:

1. A review of FCC rules and regulations may be appropriate.
2. If you are really interested in a multidiscipline approach (ham radio and computers)—take the time to get a license and enjoy both worlds, as many of us do.

G William Pfeiffer
K0GVX
2122 Novak Av N
Stillwater MN 55082

A reference is made on page 50 of the article to the activation of an amateur VHF repeater by a nonamateur computer user. This procedure is commonly known as "reverse autopatch." The Federal Communications Commission has ruled that such activation may be done only in the following way: the nonamateur dials a telephone number which rings a phone at the repeater control site. A human licensed amateur radio operator answers the call, establishes its purpose, and determines if transmission of the call is consistent with the regulations governing amateur radio operation. The repeater operator

may then turn on the transmitter and allow transmission of the nonamateur's message under supervision of the amateur. The repeater operator must also keep a record of the transmission to comply with the rules of third party traffic. . . .RS, N4ANG

HOUSE OPERATING SYSTEM

I read the editorial in the October 1978 BYTE and noted with interest the distribution of interests in your survey. Naturally, I was cheered to see home automation ranking as number two in the list, since it is precisely what I am working on.

The "House Operating System" is really a complete, general purpose power control system that can be installed in almost any reasonable environment for any desired purpose. It can deal with both on and off controls such as ordinary lights, and controls that require some parametric input, such as a digitally controlled FM tuner.

What most concerns me, however, is the human engineering of the system. It has full programming capabilities in most respects, interacts with the environment and user, and guides the user in its use.

The basic input device in the House Operating System is either a 16 button telephone-like keypad or a small alpha-

numeric keypad (about the size of a calculator) connected to the central computer by a pair of twisted wires. Any number of these units can be connected on a single pair. All input is echoed on video connected thru a master antenna system, enabling all televisions in the house to be output terminals. Prompting messages, etc, are also logged on this video output.

Commands in the House Operating System are mnemonic, and defined by the user. They are set up when the system is installed, and can be changed, deleted, or added at any time.

Many primitive commands come with the basic software: define a command to turn a single relay on or off, program a command string, define parameters, conditions, etc.

The system is available only as a turnkey package, but we will sell the power control boards separately. Our optoisolator board (for input), tone receiver board (for 16 button keypad decoding), and relay driver boards (power control) are bus independent, communicating through serial and parallel ports, and are thus usable on any system.

Frank Alviani
GIMIX Inc
1337 W 37th Pl
Chicago IL 60609

S-100 BUS COMPATIBLE. The EMM 1104 single card plug-in memory has been field tested and proven in a variety of systems including the Poly 88, IMSAI, MITS, COMPAL-80, TLD and CREMENCO. 16K BYTES ON A CARD. Convenient plug-in card, fully burned-in, tested and guaranteed by one of the industry's largest memory suppliers. NMOS STATIC RAM. The 4K static RAMs have been proven in applications ranging from single chip memories to IBM 370 add-on systems. They are fast, reliable, and no refresh cycle is required.

See your dealer, or contact us for complete information.

EMM

S-100 Bus Compatible Memory 16K bytes on a card NMOS static RAM



Commercial Memory Products, a Division of Electronic Memories & Magnetics Corp.
12621 Chadron Avenue • Hawthorne, California 90250 • Telephone (213) 644-9881

soft as a rock



Wintek's solid 6800 software.

6800/6801 Cross Assembler	\$800
PL/W Cross Compiler	\$1400
Cross Linker	\$400
Simulator	\$800
Floating Point Math Pkg.	\$500

When you choose Wintek, you're getting software as solid as a rock. All software written in ANSI FORTRAN for 16 bit or larger computers. Also available on



For information on solid software from Wintek, call or write:



Wintek Corporation
902 N. 9th St.
Lafayette, IN 47904
317/742-6802

Desk Top Wonders

Some Random Games

C K Adams
12702 Shady Creek
St Louis MO 63141

With the increasing number of inexpensive programmable calculators, game and entertainment programs are becoming popular.

Here are two simple entertainment programs written for the Texas Instruments model 58 or 59 programmable calculators with the master library. After entering any of the programs, always single step through the program, checking the entries against the program listing to help prevent wrong entries.

Listing 1 is the ESP program. The object of this game is to guess the number (0 or 1) that the program will come up with. The operator enters either a 0 or a 1 into the calculator, then presses D. The calculator displays its number, independent of the input. The number of correct guesses is stored in register 01 while the total number of guesses is stored in register 00.

The random number generator program of the master library is used to calculate a random number between 0 and 1. The program then rounds the number to either a 0 or 1. The steps required to generate this random number using the library program are as follows:

1. Call up program 15.
2. Enter a seed number.
3. Press A.
4. Press E to initialize the program.
5. Press SBR and D.MS to obtain answer.

To obtain another random number, repeat step 5. These steps are accomplished by program steps 00, 01, 03 through 05, and 12 through 15.

The guess is entered by steps 08 through 11 and is stored in register T. Steps 21 and 22 keep track of the number of guesses. Steps 23 through 25 determine if the guess is correct, and steps 26 and 27 keep track of the number of correct guesses.

To use the program:

1. Enter the program from the program listing.

BEYOND TRS-80^{T.M.}

When Microsoft put Level II BASIC on TRS-80, you got a glimpse of its full potential.

Now Microsoft introduces:

TRS-80 Fortran

and TRS-80 will never be the same!

Plus

TRS-80 FORTRAN includes the finest Z-80 development software available:

Z-80 Macro Assembler, versatile Text Editor, and Linking Loader.

Circle 228 on inquiry card.

Total price: Only \$350.00

TO: Microsoft, 10800 NE Eighth, Suite 819, Bellevue, WA 98004

- Send me free TRS-80 FORTRAN overview.
- Send me TRS-80 FORTRAN and Z-80 development software for \$350.00.

Check enclosed Master Charge VISA

Card Number _____ Exp. Date _____

Cardholder's Signature _____

Name _____

Address _____

City _____ State _____ Zip _____

Clip the coupon and ORDER NOW, or send for free overview for more details about TRS-80 FORTRAN.

TRS-80 FORTRAN is supplied on two mindiskettes and requires a 32K system with one disk drive. Dealer inquiries invited.

MICROSOFT

10800 NE Eighth, Suite 819
Bellevue, WA 98004

2. Press RST.
3. Enter a seed number (between 0 and 19907).
4. Press A.
5. Enter guess (either 0 or 1).
6. Press D (the number calculated will then be displayed).
7. Repeat steps 5 and 6 for the next guess.
8. Read registers 00 and 01 to determine the number of guesses and the number of correct guesses.
9. Start at step 2 to reinitialize the program.

Listing 2 is a dice game. This program allows the user to "roll two dice" and end up with two random numbers (representing the dice) between 1 and 6. The two num-

bers are separated by a decimal point. In this program, as with the previous program, a seed number is entered to initialize the random number generator. Entering the same seed number will result in the same sequence of numbers for the rolls of the dice. But there are over 19,000 possible combinations for the seed, so it is virtually impossible to memorize the sequence for more than a few seed numbers. Also, by letting a player other than the operator enter the seed number, the possibility of cheating is eliminated.


Program steps 1 through 14 set the limits for the random number program to 0.5 and 6.5. Steps 16 and 17 set up the loop for the roll of the dice. Steps 21 through 23 determine the value of the first die. Steps 24 through 30 round this to a whole number

Listing 1: ESP program for guessing which number will be played next.

Location	Keys	Commentary
00	2nd LBL A	Define A as seed.
02	2nd CM	Clear memory.
03	2nd PGM 15 E	Initialize random number program.
06	2nd LBL +	Define loop.
08	R/S 2nd LBL D	Enter guess.
11	X↔T	Move to T.
12	2nd PGM 15 SBR 2nd D.MS	Calculate random number between 0 and 1.
16	2nd FIX 0 EE INV EE	Round answer to either 0 or 1.
21	2nd OP 20	Increment number of guesses.
23	INV 2nd X=T +	If guess does not equal number, go to loop.
26	2nd OP 21	Increment number of correct guesses.
28	GTO +	Go to loop for next try.

NEW FROM XITEX

\$95 MORSE TRANSCIVER



SEND:

- 1 to 150 WPM (set from terminal)
- 32 character FIFO buffer with editing
- Auto Space on word boundaries
- Grid/Cathode key output
- LED Readout for WPM and Buffer space remaining

SERIAL INTERFACE:

- ASCII (110, 300, 600, 1200) or Baudot (45, 50, 57, 74) compatible
- Simplex Hi V Loop or T: L electrical interface
- Interfaces directly with the XITEX* SCT-100 Video Terminal Board; Teletypes* Models 15, 28, 33, etc.; or the equivalent

MRS-100 CONFIGURATIONS:

- \$95 Partial Kit (includes Microcomputer components and circuit boards; less box and analog components)
- \$225 Complete Kit (includes box, power supply, and all other components)
- \$295 Assembled and tested unit (as shown)

Overseas Orders and dealer inquiries welcome

COPY:

- 1 to 150 WPM with Auto-Sync.
- Continuously computes and displays Copy WPM
- 80 HZ Bandpass filter
- Re-keyed Sidetone Osc. with on-board speaker
- Fully compensating to copy any 'fist style'

See your local dealer or contact XITEX* direct.

MC/Visa accepted

XITEX CORP.
13628 Neutron • P. O. Box 402110
 Dallas, Texas 75230 • (214) 386-3859

and store the results. Steps 31 through 38 determine the value of the second die and round it to a whole number. Steps 39 through 46 combine the two numbers by multiplying the value of the second die by 0.1 and adding to the first value. Steps 47 and 48 loop back to display the results and wait for the next roll.

To use the program:

1. Load program from program listing.

2. Press RST.
3. Enter seed number (between 0 and 19907).
4. Press R/S (display will go out and then display 0).
5. Press D to roll the dice. The display will show the value of the two dice, separated by a period.
6. Press D to roll the dice again.
7. To reinitialize the program, return to step 2. ■

Listing 2: Dice program for rolling two dice. The two dice are displayed on either side of the decimal point.

Location	Keys	Commentary
00	2nd CM	Enter seed number.
01	2nd PGM 15	Initialize random number program.
03	E . 5	Set lower limit at 0.5.
06	2nd PGM 15	
08	A 6 . 5	Set upper limit at 6.5.
12	2nd PGM 15 B 0	Zero display.
16	2nd LBL +	Set up loop.
18	R/S	Stop program and display results.
19	2nd LBL D	
21	2nd PGM 15 C	Calculate value of first die.
24	2nd FIX 0 EE INV EE	Round value to a whole number.
29	STO 0	Store value of first die.
31	2nd PGM 15 C	Calculate value of second die.
34	2nd FIX 0 EE INV EE	Round value to a whole number.
39	INV 2nd FIX X . 1	Multiply value of second die by 0.1.
44	+ RCL 0 =	Combine first and second dice values.
47	GTO +	Loop back for next roll.



\$95 Stand Alone Video Terminal

@B75eB0xPvPΣφφ0R0123°Q±+~%[]|←→↑↓
 !"#%&'()*+,-./012456789:;<=>?
 @ABCDEFGHIJKLMNPOQRSTUVWXYZ[\]^_`
 abcdefghijklmnopqrstuvwxyz{|}~*

SCT-100 FEATURES:

- 64 X 16 line format with 128 displayable characters
- Serial ASCII or BAUDOT with multiple Baud rates
- \$187 Assembled or \$157 Kit (Partial Kit \$95)
- Full cursor control with scrolling and paging
- On board power supply MC/VISA accepted

»XITEX CORP
 13628 Neutron P. O. Box 402110
 Dallas, Texas 75240 (214) 386-3859

Overseas orders and dealers inquiries welcome

GOTOlocks and the Three Sorts

In a package program on the dump of a null allocation, there resided a very asynchronous VERB who was commonly known, in reverse Polish notation, as GOTOlocks. GOTOlocks was a virtual card hopper, a veritable TALLY-goer, a member of the MOD function, for she was continually GOTOing. Her run time was so elliptic that there was no algorithm for tracing her or her Turing machine.


"I am queried of this dump routine," she asserted. "To GOTO is Greater Than to

RETURN." And her counter was dimensioned around that password.

One day GOTOlocks multivibrated the topdown on her Turing machine, implemented her ascending key, converted her scale factor for sequential access, made a scientific notation of her default value, set her level indicator at zero, and linked out into the recursive overflow area of the installation. "I will have a real time for myself," she stated.

Soon, her Turing machine arrived at an

Gwen Hadley
520 E May, Apt 2
Las Cruces NM 88001



empty operating system which belonged to the Three Sorts. There was a Major Sort, an Intermediate Sort and a Minor Sort. The Three Sorts were just taking a structured walk-through the forest while their hash was being debugged.

GOTOlocks inputted into the Three Sorts' priority system through their OR gate and advanced to their hash table. She sampled the Major Sort's hash.

"There are too many bugs in it," she asserted. "An adder would take care of them." She correlated four bits of cyber-culture into the floating point. "At least it can be upgraded by integrating a literal queuing solution," she commented.

NEXT, GOTOlocks tested the Intermediate Sort's hash. "This is too undefined," she printed. "No wonder it isn't labeled. It could be a key punch with a little binary addition." She loaded some Garbage In to it.

Then, GOTOlocks sampled the Minor Sort's hash. "What a smooth approximation!" she declared. And she simulated the entire batch.

NEXT, GOTOlocks multivibrated into the Three Sorts' mass storage. Here, she found three peripheral devices—a big peripheral device, a medium peripheral device and a tiny peripheral device.

She tried the big peripheral device. "This is too ambiguous," she stated, "I am Not Equal to it. All I need is a simple basic cycle."

She tested the medium peripheral device. "This is too digital," she commented, "and with its variable flip flopping I feel as if I am loaded. There is no use making myself Illiac."

She tried the tiny peripheral device, and it was just right. Just as she began to operate it, however, it was truncated.


Finally, GOTOlocks entered the Three Sorts' deck setup. She tried the huge source deck, but it was too dimensional. "What I need," she declared, "is something more finite."

She tried the medium source deck, but it had an embedded parenthesis in it. "This could give one a BACAIC," she stated, and moved on to the tiny source deck.

The tiny source deck was so very heuristic that GOTOlocks was soon smoothing away.

Suddenly, the Three Sorts returned from their walk-through.

"Someone has been processing my hash," asserted the Major Sort.



"Someone has been processing my hash," declared the Intermediate Sort.

"Someone has been processing my hash," iterated the Minor Sort, "and it is all simulated."

They went into their mass storage.

"Someone has operated my peripheral device," asserted the Major Sort.

"Someone has operated my peripheral device," declared the Intermediate Sort.

"Someone has operated my peripheral device," iterated the Minor Sort, "and it has been truncated."

Finally, they linked into their deck setup. "Someone has been scaling in my source deck," asserted the Major Sort.

"Someone has been scaling in my source deck," declared the Intermediate Sort.

"Someone has been scaling in my source deck," iterated the Minor Sort, "and here she is!"

With that, GOTOlocks became on line and listed through the source deck, and out through the mass storage, and through their priority system with the Sorts vibrating on her trail.

She looped off in her Turing machine, taking direct access to her dump routine. "One would conclude that I am linked to the 5th column," she stated, making a scientific notation never to go into a recursive overflow area again. ■

Art by Lynn Irwin
717 Emery St
Longmont CO 80501

Here is a little contest, suggested by the level of punmanship exemplified by this short story. To enter, simply identify each buzzword buried in this story, write a short characteristic explanation of its use and normal context, and return it to us at BYTE magazine, 70 Main St, Peterborough NH 03458, attn: GOTOlocks. But beware, some of the buzzwords we haven't even heard of.

Table 1 (opposite): Commands supported by the Micro Word Processor along with the options available.

Nybbles

Theron Wierenga
POB 2007
Holland MI 49423


"Word processor" is a term personal computer people are hearing more about lately. Just what is a word processor? Essentially, it is a computer system consisting of hardware and software that allows one to enter and store text and have it printed back upon command. Additional features let the user edit and manipulate the text in various ways. The copy printed back to the user may be as entered or it may be right margin justified, meaning that the lines of text are adjusted so they line up on the right side (the text of this article is both right and left justified). Various line widths are usually possible. Page numbers and headings may be automatically added to the text, and indices and tables of contents may be generated using key words.

If you type a 20 page report, you will probably make some errors. The report may have to be retyped several times before the final copy is acceptable. With a word processing system, only the errors and

changes would have to be retyped into the system -- a great timesaver if the text is lengthy.

The typical microcomputer hardware for such a system might consist of a mainframe computer, 32 K bytes of memory, dual floppy disks, and a printer with proportional spacing and upper and lowercase type. A video terminal is also a useful addition for entering and editing text. The cost of such a system can run from \$7000 to \$12,000. Many businesses are finding such word processing systems to be valuable assets to their staffs, and well worth the investment. This is especially true if much of the hardware is already available and being used on such tasks as payroll and accounting. But what about the person who would just like to produce a few form letters or multiple copies of a computer club newsletter? And what about those of us who don't type well? Wouldn't it be nice to have a word processor that allows us to correct the

EXORciser Users: We've got your memory.



\$495**

The 16K Static RAM for your M6800 EXORciser*

The RANK 68MX16 features:

- 16384 bytes of fully static MOS memory in 4K byte arrays.
- TMS 4044 memory chips with 450ns maximum access time.
- Plug-in compatible with Motorola's EXORciser*, Micromodules* and D-2 Kit.
- Switch selectable write protect for each 4K array.
- Jumper selectable base memory address for each 4K array.
- Fully buffered bus interface.
- Single +5V supply.
- Available in 8K version - same board with 8K of memory chips - \$345.
- Not a kit - fully-assembled, burned-in and tested.
- Full six month parts and labor warranty.
- Shipment: Stock to 30 days.

RANK PERIPHERALS OF CANADA LTD.
PO Box 7, Victoria Station, Montreal, P.Q. H3Z-2V8
(514) 481-5431

*Trademarks of Motorola Inc.

**Single quantity price in US funds.

SUMMARY OF COMMANDS

Command	Options Available
C: clear file area.	
E: enter the editor.	2,3,5,6.
I: input lines.	3,4,5,6.
J: jump to top of monitor.	
L: list file as entered with line numbers.	1,3.
M: return end of file address in memory.	
P: print file as entered or justified.	1,3,6.

Options

1. CTRL C: abort printout.
2. CTRL I: tab to next selected character.
3. CTRL S: halt printout until a second CTRL S is sent.
4. CTRL X: erase current line, reissue > prompt.
5. DEL : delete last character typed in, echos underline or back arrow.
6. \ : a backslash decodes as a carriage return and line feed in the print justified routine.

Listing 1: Typical session with the Micro Word Processor system. Comments regarding the listing are in italics.

(The first lines are input into the file. Note use of DEL to erase error in typing.)

```
COMMAND? I
>10 We hold these truths to be self-evident: that all men are created equal,
>12 that they are endowed by their Creator with certain unalienable rights,
>14 that among these are life, and the pursuit of happiness. That to
>16 secure these rights, governments are instituted among men, deriving their
>18 just powers from the consent of the governed.
>
```

(The file is listed back to the user.)

```
10 We hold these truths to be self-evident: that all men are created equal,
12 that they are endowed by their Creator with certain inalienable rights,
14 that among these are life, and the pursuit of happiness. That to
16 secure these rights, governments are instituted among men, deriving their
18 just powers from the consent of the governed.
```

(The word liberty is missing from line 14. The edit routine is used to insert it.)

```
COMMAND? E
LINE NO.? 14
CHAR.? .
that among these are life, liberty, and the pursuit of happiness. That to
>
```

(The file is then printed back, using a 50 space maximum line width.)

```
COMMAND? P
COPIES(01-99)-01
JUSTIFY? Y
WIDTH(01-80)-50
```

```
We hold these truths to be self-evident: that
all men are created equal, that they are endowed
by their Creator with certain inalienable rights,
that among these are life, liberty, and the
pursuit of happiness. That to secure these
rights, governments are instituted among men,
deriving their just powers from the consent of the
governed.
```

(The file is printed again using an 80 space line. Two copies are requested.)

```
COMMAND? P
COPIES(01-99)-02
JUSTIFY? Y
WIDTH(01-80)-80
```

```
We hold these truths to be self-evident: that all men are created equal,
that they are endowed by their Creator with certain inalienable rights, that
among these are life, liberty, and the pursuit of happiness. That to secure
these rights, governments are instituted among men, deriving their just powers
from the consent of the governed.
```

```
We hold these truths to be self-evident: that all men are created equal,
that they are endowed by their Creator with certain inalienable rights, that
among these are life, liberty, and the pursuit of happiness. That to secure
these rights, governments are instituted among men, deriving their just powers
from the consent of the governed.
```

(A title is entered.)

```
COMMAND? I
>08 THE DECLARATION OF INDEPENDENCE\\\
>
```

THE MICRO WORKS

**S-100 USERS
GIVE YOUR COMPUTER
THE GIFT OF SIGHT!**

The Micro Works is proud to announce a Digisector® for the S-100 bus. The device that brought inexpensive video image processing to the S-50 bus is now available as an S-100 compatible video digitizer. Check these features:

- High resolution — a 256 X 256 picture element scan
- Precision — 64 levels of grey scale
- Speed — 2 seconds or less for full screen digitization (128 X 128)
- Versatility — scanning sequences user programmable
- Economy — a professional tool priced for the hobbyist
- Compatibility — you can use any processor on the S-100 bus



● IMAGE PROCESSED BY DS-80 ●

Applications include precision security systems, moving target indicators, computer portraiture, fast to slow scan conversion for ham radio operators, and salvation for a Droid in dire need of a wall socket. With clever software, the Digisector can read paper tape, punched cards, strip charts, bar codes, and musical scores.

The DS-80, like all Micro Works products, comes fully assembled, tested and burned in, with fully commented portrait printing software. An inexpensive TV camera and the DS-80 are all you need to see eye-to-eye with your computer! Price \$349.95. Please allow 2 weeks for delivery.

Mastercharge and BankAmericard
P.O. Box 1110, Del Mar, CA 92014
(714) 756-2687

Listing 1 continued:

```
COMMAND? I
COPIES(01-99)-01
JUSTIFY? N
```

(The file is printed back as entered, without line numbers.)

THE DECLARATION OF INDEPENDENCE\\\

We hold these truths to be self-evident: that all men are created equal, that they are endowed by their Creator with certain inalienable rights, that among these are life, liberty, and the pursuit of happiness. That to secure these rights, governments are instituted among men, deriving their just powers from the consent of the governed.

```
COMMAND? P
COPIES(01-99)-01
JUSTIFY? Y
WIDTH(01-80)-80
```

(The file is printed back justified, with an 80 space line width.)

THE DECLARATION OF INDEPENDENCE

We hold these truths to be self-evident: that all men are created equal, that they are endowed by their Creator with certain inalienable rights, that among these are life, liberty, and the pursuit of happiness. That to secure these rights, governments are instituted among men, deriving their just powers from the consent of the governed.

```
COMMAND? M
21ED
```

(The memory function shows the address of the end of the file. The jump function returns control to the system monitor where a memory dump of the file is done. The file begins at hexadecimal 2055 and ends at hexadecimal 2111.)

```
COMMAND? J
?D
```

```
2050
21EF
2050 FF FF FF FF FF 34 08 20
2058 20 20 20 20 20 20 20 20
2060 20 20 20 20 20 20 54 48
2068 45 20 44 45 43 4C 41 52
2070 41 54 49 4F 4E 20 4F 46
2078 20 49 4E 44 45 50 45 4E
2080 44 45 4E 43 45 5C 5C 5C
2088 0D 50 10 20 20 20 20 20
2090 57 65 20 68 6F 6C 64 20
2098 74 68 65 73 65 20 74 72
20A0 75 74 68 73 20 74 6F 20
20A8 62 65 20 73 65 6C 66 2D
20B0 65 76 69 64 65 6E 74 3A
20B8 20 74 68 61 74 20 61 6C
20C0 6C 20 6D 65 6E 20 61 72
20C8 65 20 63 72 65 61 74 65
20D0 64 20 65 71 75 61 6C 2C
20D8 0D 4A 12 74 68 61 74 20
20E0 74 68 65 79 20 61 72 65
20E8 20 65 6E 64 6F 77 65 64
20F0 20 62 79 20 74 68 65 69
20F8 72 20 43 72 65 61 74 6F
2100 72 20 77 69 74 68 20 63
2108 65 72 74 61 69 6E 20 69
2110 6E 61 6C 69 65 6E 61 62
2118 6C 65 20 72 69 67 68 74
2120 73 2C 0D 4E 14 74 68 61
2128 74 20 61 6D 6F 6E 67 20
2130 74 68 65 73 65 20 61 72
2138 65 20 6C 69 66 65 2C 20
2140 6C 69 62 65 72 74 79 2C
2148 20 61 6E 64 20 74 68 65
2150 20 70 65 72 73 75 69 74
2158 20 6F 66 20 68 61 70 70
2160 69 6E 65 73 73 2E 20 20
2168 20 54 68 61 74 20 74 6F
2170 0D 4C 16 73 65 63 75 72
2178 65 20 74 68 65 73 65 20
2180 72 69 67 68 74 73 2C 20
2188 67 6F 76 65 72 6E 6D 65
2190 6E 74 73 20 61 72 65 20
2198 69 6E 73 74 69 74 75 74
21A0 65 64 20 61 6D 6F 6E 67
21A8 20 6D 65 6E 2C 20 64 65
21B0 72 69 76 69 6E 67 20 74
21B8 68 65 69 72 0D 30 18 6A
21C0 75 73 74 20 70 6F 77 65
21C8 72 73 20 66 72 6F 6D 20
21D0 74 68 65 20 63 6F 6E 73
21D8 65 6E 74 20 6F 66 20 74
21E0 88 65 20 67 6F 76 65 72
21E8 6E 65 64 2E 0D FF 40 00
?
```

mistakes as we type? When finished, our computer could type back the page to us without any errors.

The desire for such a system led me to develop my own word processor. It is designed to run on a minimal system utilizing the 8080A type microprocessor. The computer will need only a single serial input/output (IO) port, some sort of hard-copy printer, and about 4 K bytes of memory, although less could be used.

The Micro Word Processor is a machine language program that occupies 1 K bytes of memory space. It was designed to fit into a 2708 type programmable read only memory. The text typed in is stored sequentially in programmable memory. The program is line oriented to make editing easier. Various line

widths can be specified when the text is printed back to the user.

The Micro Word Processor recognizes seven different commands. They are: C (clear), J (jump), I (input), E (edit), L (list), M (memory), and P (print). A summary of the commands and available options is given in table 1.

The *clear* command clears the file area making room for new text to be entered. The *jump* command transfers program control to the system monitor located elsewhere in memory. The *input* command allows lines with line numbers to be entered into the file. Regardless of the order in which lines are entered, the program will place the lines in ascending line number order. The *edit* routine is used to correct errors or make changes in individual lines. The line number and a key character are supplied and edit slews through a line until the character is found. Additional characters can then be entered into the line or deletions made. *List* dumps out the entire file with line numbers as it was entered into the system. The *memory* function returns the address of the last character in the file. The *print* routine can either type back the file as entered without the line numbers, or print it with the user specifying the maximum allowable line width. The Micro Word Processor does not right justify, but it does check to see if the next word will fit within the allowable margins. If not, it sends a carriage return and line feed to the terminal and then continues printing. A typical session using the Micro Word Processor is shown in listing 1.

The 1 K byte Micro Word Processor, written for the 8080/Z-80 and capable of being implemented in read only memory, plus further documentation, is available for \$4 postage paid from BYTE. Please use the coupon below and order BYTE document number 102.■

Please send _____ copies of BYTE Nybble # _____ at \$ _____ postpaid.

_____ Check Enclosed Signature _____

Bill my BAC # _____ Exp Date _____

Bill my MC # _____ Exp Date _____

Name _____

Street _____

City _____ State _____ Zip Code _____



BYTE Nybbles Library, 70 Main St, Peterborough NH 03458

You may photocopy this page if you wish to keep your BYTE intact.

Single Stepping the 8080 Processor

Charles Sharp
POB 3879
Carmel CA 93921

This is a description of a routine for the 8080 processor to allow single stepping with software (see listing 1).

Often it is useful to be able to step through a program one step at a time. To do this from a software standpoint, it is necessary to have a register save area. In this way, the registers can be stored, and the processor registers are freed to allow external input/output (IO) processing.

One straightforward approach is to insert a restart byte at each point, thus generating a branch to the register save routine and back into the monitor. However, this precludes stepping through read only memory, and the user must keep in mind where the next restart is to be placed.

An alternate approach is to have a programmable memory execution area where the program is transferred, byte by byte, and then executed under controlled conditions. The program needs to know the number of bytes (one, two or three) of the op code being simulated. In the accompanying program (see listing 1), a table lookup is used to extract this information.

The code in listing 1 does not have any provision to display the register save area. Therefore, this code must be used as part of a more complete monitor system.

The basic idea is to initialize EXOP1 and EXOP2 to NOPs. A jump to RSTA is put in EXOP3. The one, two or three bytes of code is moved to EXOP EXOP1, and EXOP2. The registers are restored to their saved values and a jump is made to EXOP. Then all the registers are immediately saved by the jump to RSTA.

Then things become more interesting. What does one do about the jump, call, return and restart statements? After all, they do have some usefulness. Well, it is obvious that we cannot actually let the jump instruction go on to its original loca-

Listing 1: A program for single stepping the 8080 processor.

```

1F00      OP3  1F00
1F01  EXOP1 DS 1          RAM EXECUTION AREA
1F02  EXOP2 DS 1
1F03  EXOP3 DS 1
1F04  EXOP4 DS 2
1F05  MSTCK DS 2          ADDRESS AND STACK SAVE LOCATION
1F06  PSAVE DS 1          FLAG SAVE LOCATION
1F07  ASAVE DS 1          A REGISTER SAVE LOCATION
1F08  CSAVE DS 1          C REGISTER SAVE LOCATION
1F09  BSAVE DS 1          B REGISTER SAVE LOCATION
1F0A  DSAVE DS 1          D REGISTER SAVE LOCATION
1F0B  ESAVE DS 1          E REGISTER SAVE LOCATION
1F0C  HSAVE DS 1          H REGISTER SAVE LOCATION
1F0D  SSAVE DS 2          STACK POINTER SAVE LOCATION
1F0E  PSAVE DS 2          PROGRAM COUNTER SAVE LOCATION
1F0F      MSTCK EQU PSAVE
1F10      OP3  1F0F
1F11  LXI  SP  MSTCK  J10B1F SET UP STACK POINTER
1F12  JMP  RSTAY  C7B10 ENTRY TO SINGLE STEP
.....
*          TABLES USED TO LOOK UP CERTAIN OPCODES AND JUMP LOCATIONS
*          ..
1F16  DCTL  DF  E9  FCHL INSTRUCTION BYTE
1F17  D_  D_  FCH  2F11
1F18  CB  CB  JMP INSTRUCTION BYTE
1F19  D_  D_  BRTYF  3411
1F1A  D_  D_  CD  CALL INSTRUCTION BYTE
1F1B  D_  D_  4711
1F1C  D_  D_  C9  RET INSTRUCTION BYTE
1F1D  D_  D_  5511
1F1E  D_  D_  7C  BLT INSTRUCTION BYTE
1F1F  D_  D_  7D1F
1F20  SYTBL D_  RETYP  5511
1F21  D_  D_  EXCYC  CB1F
1F22  D_  D_  BRTYP  3411
1F23  D_  D_  EXCYC  CB1F
1F24  D_  D_  CALTY  4711
1F25  D_  D_  EXCYC  CF10
1F26  D_  D_  EXCYC  CB10
1F27  D_  D_  RSTTY  EC11
1F28  CCTL  D_  7B561559355915562D591D593D591D59
1F29  CCTL  D_  FFD56CF95ED94EC95DD95IC9ED95DC9
.....
*          RETURN POINT AFTER SIMULATION OF OPCODE IN RAM AREA
*          ..
1F30  RSTA  SHLD LSAVE  22DE1F SAVE H
1F31  STA  STA  ASAVE  32D91F TEMP SAVE A
1F32  RAR  RAR  ASAVE  1F  ROTATE CY TO ACCUMULATOR
1F33  LXI  H  P00F  21222F GET P'S IN H-L
1F34  DAD  SP  P00F  36  GET VALUE OF STACK POINTER
1F35  SHLD SSAVE  22DF1F SAVE VALUE OF STACK POINTER
1F36  LDA  LDA  ASAVE  1F  RESET CY TO PROPER VALUE
1F37  LDA  LDA  ASAVE  24D91F GET VALUE OF A
1F38  LXI  SP  LSAVE  21DE1F SET STACK POINTER TO LSAVE
1F39  PUSH I  0E  SAVE D-E
1F3A  PUSH B  0C  SAVE B-C
1F3B  PUSH PSW  0D  SAVE PSW
1F3C  FINI  LXI  SP  MSTCK  J1B51E RESET STACK POINTER
1F3D  JMP  ISPLY  C2777F USER DEFINED DISPLAY ROUTINE
AND LOOP CONTROL
.....
*          SINGLE STEP LOOP CYCLE
*          ..
1F3E  STTP  MVI  A  03  36C3 GET JUMP OPCODE
1F3F  STA  EXOP3  32D91F STORE IN RAM EXECUTION AREA
1F40  LXI  H  P00F  210000 GET P'S IN H-L
1F41  SHLD EYOP1  22D11F MAKE 2ND & 3RD BYTES NOP'S
1F42  LXI  H  RSTA  21E510 GET RETURN POINT IN H-L
1F43  SHLD EXOP4  22D41F STORE IN RAM EXECUTION AREA
1F44  SHLD PSAVT  2AF11F LOCATION OPCODE TO BE SIMULATED
1F45  MOV  A  7F  7F  GET THE OPCODE BYTE
1F46  STA  EXOP  32D91F STORE IT IN RAM EXECUTION AREA
1F47  CALL TCNT  04B610 GET NUMBER OF BYTES FOR OPCODE
1F48  SHLD PSAVT  2AF11F SET PROGRAM COUNTER IN H-L AGAIN
1F49  CPI  01  7E01  SEE IF ONE BYTE INSTRUCTION
1F4A  JZ  NFB  0AFC10 IF SO, UPDATE PSAVE
1F4B  CPI  02  7E02  SET Z FLAG - TWO BYTE INSTRUCTION
1F4C  INX  H  22  POINT TO SECOND BYTE
1F4D  MOV  A  M  7E  FETCH THE SECOND BYTE
1F4E  STA  EXOP1  32D91F STORE IN RAM EXECUTION AREA
1F4F  JZ  2  0AB510 2 SET IF TWO BYTE INSTRUCTION
1F50  INX  E  23  POINT TO THIRD BYTE
1F51  MOV  A  M  7E  FETCH THE THIRD BYTE
1F52  STA  EYOP2  22D21F STORE IN RAM EXECUTION AREA
1F53  INX  H  22  INCREMENT TO PROPER VALUE
1F54  SHLD SSAVE  22F11F STORE NEW PROGRAM COUNTER
1F55  LDA  EIOP  3AD91F GET THE OPCODE BYTE AGAIN
1F56  LXI  H  COTBL  21261F SET H-L TO BEGINNING OF OCTBL
1F57  MVI  B  05  0605 SET COUNT OF NUMBER OF ENTRIES
1F58  CALL TRCHK  C00711 SEE IF IN TABLE
1F59  ANI  C0  0EC0 MUST NOT BE, GET HIGH OCTAL PART
1F5A  CPI  C0  7E00 SEE IF IT IS THREE
1F5B  JZ  SYSOP  0A1511 JUMP TO SYSTEM TYPE OPCODES IF SO
.....
*          NORMAL REGISTER AND STACK POINTER RESTORING SEQUENCE
*          ..
1F5C  EXCYC POP  PSW  01  RESTORE PSW
1F5D  POP  E  01  RESTORE B-C
1F5E  POP  D  01  RESTORE D-E
1F5F  SHLD SSAVE  2ADF1F GET VALUE OF STACK POINTER
1F60  SHLD SSAVE  2ADF1F RESTORE STACK POINTER VALUE
1F61  SHLD SSAVE  2ADF1F RESTORE H-L
1F62  JMP  EXOP  C3D91F EXECUTE THE OPCODE
.....
*          RETURN NUMBER OF BYTES FOR OPCODE
*          A - HAS OPCODE ON ENTRY AND BYTE COUNT ON EXIT
*          ..
1F63  TCNT  LXI  H  CCTL  212510 GET 1ST PART OF OP COUNT TABLE
1F64  CPI  40  7F40  SEE IF LOW PART OF OP COUNT TABLE
1F65  JC  PARCN  0AEE10 IF SO NEED TO LOOK UP THE COUNT
1F66  LXI  H  CCTL  214E10 GET SECOND PART OF OPCOUNT TABLE

```

Listing 1, continued:

```

12E2 C01 CP DECP SEE IF 2ND PART OF OP COUNT TABLE
12E3 CMC MANDN DEEHP IF SO NEED TO LOOK UP THE COUNT
12E4 MHI A 21 DEFI IF NOT COUNT MUST BE 1
12E5 RST CP ANI NO MORE TO DO
12E6 MANDN CPT 04 FERR SEE IF LESS THAN OR EQUAL TO 2
12E7 CMC EXPTC DAF-TP IF SO EXTRACT THE BYTE
12E8 H 27 POINT H T NEXT BYTE
12E9 FHI 04 DSC04 SUBTRACT 4 FROM ACCUMULATOR
12EA MANDN CREHP TBY AGAIN
12EB DRA A E7 LET FLAG IF A SUBTRACTED TO ZERO
12EC RLC 20 DOUBLE VALUE IN A
12ED MOV B A 47 SAVE A IN B
12EE MOV A M 2E GET BYTE OF OPCODE INFORMATION
12EF MOV A M CAP011 EXTRACT DATA IF Z FLAG=1
12F0 RLC 27 ROTATE ACCUMULATOR LEFT ONCE
12F1 DCF 2 ONE LESS FOR B
12F2 JNZ RLC10 CCF010 ROTATE SOME MORE IF NOT ZERO YET
12F3 RLC10 27 ROTATE VALUE TO HIT P
12F4 FIC 07 AND TO BIT 1
12F5 ANI 23 BE03 MASK OUT REST OF BYTE
12F6 RST 09 OPCODE BYTE COUNT IS NOW IN A
.....
CHECK TABLE FOR BYTE AND JUMP TO CORRESPONDING ADDRESS
.....
1107 TPC0L INH F 04 INCREMENT LOOP COUNTER
1108 TPC1 DCH E 0E DECREMENT LOOP COUNTER
1109 RZ 0E IF B IS ZERO, BYTE NOT IN TABLE
110A CMP M 0F SEE IF BYTE IN TABLE
110B JC TPC1 CA1411 IF SO, THEN NEXT ADDRESS
110C INH H 00 SKIP DATA BYTE
110D INH F 27 AND SELF THE TWO
110E INH M 20 SUBSEQUENT ADDRESS BYTES
110F JMF TPC1 C03411 DO THE LOOP AGAIN
1110 TPC2 POP 2 D1 RESTORE STACK POINTER
1111 INH E 22 POINT TO LOW ORDER ADDRESS BYTE
1112 JMP HLJMP C07011 GET ADDRESS AND MAKE JUMP
.....
SYSTEM TYPE OPCODES--HIGH ORDER OCTAL PART IS 3
A JUMP IS MADE TO THE APPROPRIATE ROUTINE CONSISTENT
WITH THE FOLLOWING OCTAL ORGANIZATION OF THE OPCODE
.....
HETYP . EXCYC . BRJYP . EXCYC . CALTY . EXCYC . EXCYC . RSTTY
SX0 . SX1 . SX2 . SX3 . SX4 . SX5 . SX6 . SX7
.....
P02 . POP F . JNZ . JMP . CMZ . PUSH F . ACI . RST0
P2 . RET . JZ . --- . CZ . CALL . ACI . RST1
RNC . --- . JNC . OUT . CMC . PUSH F . SUI . RST2
RC . POPR . JC . IN . CC . --- . SEI . RST3
RFO . PCHL . JPO . XTHL . CPO . PUSH W . ANI . RST4
RFE . POP H . JPE . XCRG . CPE . --- . XFI . RST5
RP . POP P . JP . DI . CP . PUSH P . CFI . RST6
RM . SPHL . JM . EI . CM . --- . CPI . RST7
.....
NOTE:
JMP, RET, CALL, AND PCHL HAVE BEEN ELIMINATED
FROM CONSIDERATION AT THIS POINT
.....
1119 SYSOP LDI B SYTBL 211510 GET START OF SYTBL ADDRESS
111C LDA EXCF 3AD01F GET OPCODE
111F ANI 07 BE07 GET LOW ORDER OCTAL PART
.....
INDIRECT JUMP COMPUTE ROUTINE
.....
1121 INJMP ADD A 07 MULTIPLY BY TWO
1122 MOV E A 5F SET UP FOR COMPUTING
1123 MVI D 20 1000 THE OFFSET
1125 DAD D 14 COMPUTE THE OFFSET
1126 HLMP MOV E M 5E LOW ORDER ADDRESS
1127 INH H 27 POINT TO HIGH ORDER ADDRESS
1128 MOV D 5C HIGH ORDER ADDRESS
1129 XCHG 0F MOVE TO H-L
112A PCHL 0E MAKE THE JUMP
.....
INSTRUCTION SIMULATION ROUTINES
.....
112E PCH LHL LSAVE 2ADE1F GET ORIGINAL VALUE OF H-L
112F RST FSAVE 2E111F UPDATE PROGRAM COUNTER
1121 JMP FINI C27D10 FINISHED
1134 BRJYP LHL EXOP1 2AD11F GET USER'S JUMP-TO ADDRESS
1137 XCHG 0E PASS IN D-E
1138 LDI E 213E11 SUCCESSFUL JUMP ADDRESS
1139 JMP BASE 0C4E11 COMPLETE BRANCH OPERATION
113E JMFSC LHL MSTC2 2AD61F GET JUMP ADDRESS FROM MSTC2
1141 SBI FSAVE 2E111F STORE THE ADDRESS
1144 MVI FINI C27D10 FINISHED
1147 CALTY LHL EXOP1 2AD11F GET USER'S CALL ADDRESS
1148 XCHG 0E PASS IN D-E
1149 LXI H 217511 SUCCESSFUL CALL ADDRESS
114B BASB SBLD EXOP1 22D11F REPLACE JUMP ADDRESS IN RAM
1151 XCHG 0E PASS USER'S SAVED ADDRESS IN H-L
1152 JMF FLRS 0C6811 RESTORE FLAGS AND EXECUTE
1154 RETYP LDI H 216411 RETURN SUCCESSFUL ADDRESS
1155 FLRS POP PSW F1 RESTORE FLAGS
1159 PUSH PSW F2 RESTORE STACK POINTER TO MSTC2
115A PUSH B 0E PUT USER'S ADDRESS AT MSTC-2
115B LXI H FINI 217D10 GET RETURN POINT
115E SBI EXOP4 22D41F FOR UNSUCCESSFUL CALL/RET
1161 JMF EXOP C2E11F EXECUTION STOP
1164 RETSC LHL SSAVE 2AD61F GET ORIGINAL STACK POINTER VALUE
1167 SPHL F9 RESET STACK POINTER TO THIS VALUE
116F POP H E1 RETURN ADDRESS - ORIGINAL STACK
1169 JMP SAVPS C2C011 UPDATE PSAVE AND SSAVE
1170 RSTTY LDA EXOP 3AD01F GET OPCODE
1171 ANI 26 BE03 EXTRACT MIDDLE ORDER OCTAL PART
1171 MOV L A 0F WHICH IS LOW ORDER ADDRESS
1172 MVI H 00 2E20 FILL H WITH 0'S
1174 PUSH B 0E SAVE AT MSTCK-2
1175 CALSC LHL SSAVE 2AE11F GET ORIGINAL STACK POINTER VALUE
1176 SPHL F9 RESET STACK POINTER TO THIS VALUE
1176 LHL PSAVE 2AF11F GET RETURN ADDRESS AFTER CALL
1176 PUSH H 0E PUT ON ORIGINAL STACK
1177 LHL MSTC2 2AE11F GET ORIGINAL CALL ADDRESS
1178 SAVPS SBI FSAVE 2E211F UPDATE FSAVE TO CORRECT ADDRESS
1178 LDI H 216PPP FILL H-L WITH 0'S
1178 DAD SP 30 GET VALUE OF STACK POINTER
1179 SBI SSAVE 2E211F SAVE - NEW VALUE OF STACK POINTER

```

tion. Furthermore, all these branch type instructions have about eight other variations depending on flag conditions. So we must:

1. Save the original address.
2. Substitute our own address.
3. Restore the flags.
4. Decide whether we branched or not, and take the appropriate action.

The appropriate action is:

1. Update PSAVE depending on whether the branch occurred or not.
2. Update SSAVE depending on whether a stack operation occurred or not.

Note that the instruction PCHL (replace the program counter with value in H and L) needs special treatment. A halt instruction should not be executed!

This necessitates a lot of branching around depending on what we have to do. The code may take some study to understand. The entry point is at 1000 hexadecimal (all numbers are in hexadecimal).

Upon entry it is assumed that PSAVE is set to the starting address. Space is provided for a jump to a user-defined display routine and to return to the user's monitor. The reentry point is at SSTEP. The ORG for the programmable memory execution area allows about 30 bytes of an auxiliary storage area after the register save area and before the end of the 1 K byte block of memory. In practice, the setting of MSTCK controls the register storage location.

Author's Note:

The program in listing 1 has been written for use on the 8080 microprocessor based Hewlett-Packard 2649A terminal. This is to be used in conjunction with a disk storage system as the controller for 40 point of sale cash registers of a large department store chain. That is my professional interest.

This code was adapted from the original (and well debugged) source code. It should work fine. It is in a somewhat nonstandard Intel 8080 assembly code format. There are a few abbreviations and fixed format. Mostly I wanted to present some of the concepts that are involved.

I have an IMSAI which I am configuring from the ground up. The whole monitor with display, change, go, single stepping and breakpoint commands takes about 1 K bytes of memory. ■

BUSS

The Independent Newsletter of Heath Co. Computers

BUSS

The independence of *Buss* is a crucial factor in its significance to users (and prospective users) of Heath Co. computers. Information on new products is presented to *Buss* readers as it leaks out of Benton Harbor, not held back to suit the plans of the manufacturer. This has been true from its first issue, which directed attention to the 8080 and LSI-11 months before any advertising appeared on the H8 and H11. *Buss* features candid accounts of owners' experiences with their computers--this is far more valuable than an article based on the

opinions of a single reviewer. It shares news of compatible hardware & software from other vendors as well as reviews of books that can help you get the most out of your computer system.

Every issue of *Buss* travels by first class mail (outside North America it goes by air for only \$2 extra). Your 12-issue subscription can be on its way to you within a week. You have the choice of starting either with the latest issue or with all available back issues. Send \$7.50 to *Buss*, 325-B Pennsylvania Ave. SE, Washington, DC 20003.

Solution to Machine Language Puzzler (see page 52)

The subroutine calls itself, and an infinite loop is set up that is exactly one instruction in length. Each time the CALL is executed, however, a return address of 0000 is pushed onto the stack. As a result of the LXI SP, FFFD instruction, the stack area will begin immediately adjacent in address to the CALL (recall that PUSH causes stack data to enter one address below that of the current stack pointer). Furthermore, the stack will grow away from the address of the CALL instruction.

At first, the LXI instruction code will be replaced by 0s, which is the value for each byte of the CALL's return address. As time progresses, two bytes at a time are cleared as 0000 return addresses are repeatedly pushed.

Eventually, all memory lower in address than the CALL will be cleared. When the stack attempts to grow below address 0000, it will wrap around to the top of memory and begin to affect the CALL instruction code. Since the last byte of each push enters an *odd* address, a byte pair constituting the 0000 return address will enter at hexa-

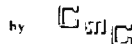
decimal addresses 0000 and FFFF, respectively. This action changes the high byte of the CALL address.

The next CALL will then be to address 00FD. Since 0s have been written in all other memory, the processor will execute NOP instructions until address FFFD, when one final CALL will be executed. This time, the last two remaining bytes of nonzero code (the CALL instruction code) are overwritten with zeros. Henceforth, starting at address FFFD, the processor will cycle through memory in NOPs, forever. In short, all memory is cleared and the processor hangs up.

The same operation occurs as in part (a), except when the NOP instructions are executed. We assume, as is typical of most machines, that uninstalled memory returns hexadecimal FF when addressed. In this case, FFFD and FFFE are not cleared, because FF, when executed, causes a RST 7. Now 0101 as a return address to RST 7 is pushed repeatedly, and eventually LXI B, 0101 is executed forever in a loop between hexadecimal addresses 0000 and 0102. ■

DAM YOUR COMPUTER

DATA ACQUISITION MODULES



NOW YOUR COMPUTER CAN LISTEN TO THE REAL WORLD! YOU GET 16 8-BIT ANALOG INPUTS WITH OUR AIM161

MEASURE - RECORD - CONTROL

- TEMPERATURE
- DIRECTION
- PRESSURE
- LIGHT LEVELS
- db
- POLLUTION CONTROLS
- DARKROOMS
- HUMIDITY
- LIGHT
- JOYSTICKS
- ENERGY CONSERVATION EQUIPMENT
- GREENHOUSES
- SPEED
- WEATHER STATIONS
- NOISE POLLUTION
- pH
- EARTHQUAKE TREMORS
- VELOCITY
- ACCELERATION
- GAMES

AIM161 STARTER SET

- 1 AIM161 16 ANALOG INPUTS 8 BITS 100 MICROSEC
- 1 POW1 POWER MODULE
- 1 ICON INPUT CONNECTOR - 20 PINS SOLDER EYELETS
- 1 OCON OUTPUT CONNECTOR - 16 PINS SOLDER EYELETS

*189.00

**CONNECTICUT microCOMPUTER**

150 POCONO ROAD • BROOKFIELD, CONNECTICUT 06804

(203) 775-9659



Elements of Statistical Computation

Alan B Forsythe, PhD
 University of California
 Health Services Computing Facility
 Los Angeles CA 90024

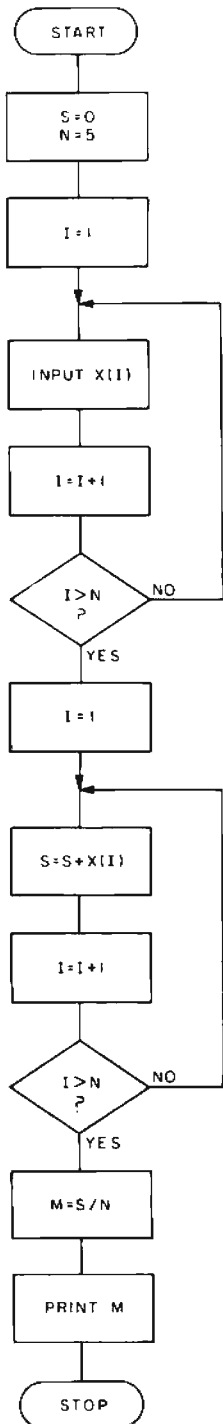


Figure 1: Calculation of the mean of a set of data. Using this method, the data values are used twice: once for input and the second time for summation. The method is wasteful of both time and memory.

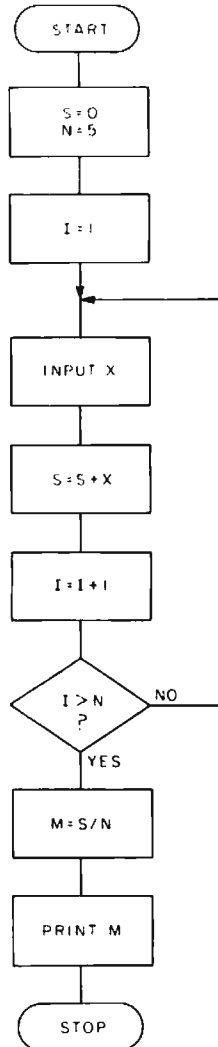


Figure 2: Second method of calculating the mean of a set of data. The data is examined only once and it does not need to be stored.

The *mean* (average) is a frequently used statistic to summarize a set of data. It is used to report a *typical* value. For example, suppose we surveyed five automobile dealers and asked the price of the super luxury model car. The prices quoted for the car are:

Dealer	Price
1	\$48,499
2	\$48,503
3	\$48,500
4	\$48,498
5	\$48,500

We could report the average price as:

$$\frac{(48499+48503+48500+48498+48500)}{5}$$

The sample mean price is \$48,500.

The mean is defined as the sum of the values divided by the number of values. This can be written using the symbol Σ (the Greek capital sigma) to stand for the result of summation. The average of N values is:

$$\text{mean} = \frac{1}{N} \Sigma X$$

The sigma indicates a *sum* over all the data points.

Let's look at two algorithmic flowcharts for the calculation of the mean. The first, figure 1, reads all the data and stores it in array X. Next, it sums the values and performs the division. The second flowchart, figure 2, takes advantage of the fact that we really do not need to keep the values in memory to form the average. Each value is added to the total sum as it is entered. The program loops through the data once rather than twice. The second method is more efficient because it uses less memory, is faster, and uses fewer instructions. This difference in efficiency may not be critical when only five values are being averaged, but when many observations are involved, the importance increases.


```

10 REM FIRST PROGRAM TO CALCULATE THE MEAN
20 DIM X(5)
30 LET N=5
40 LET S=0
50 FOR I=1 TO N
60 INPUT X(I)
70 NEXT I
80 FOR I=1 TO N
90 LET S=S+X(I)
100 NEXT I
110 LET M=S/N
120 PRINT "THE MEAN IS "; M
130 STOP

```

```

*RUN
?48499
?48503
?48500
?48498
?48500
THE MEAN IS 48500

```

Listing 1: BASIC program to perform the algorithm given in figure 1. Note the storage of data in array X.

```

10 REM SECOND PROGRAM TO CALCULATE THE MEAN
30 LET N = 5
40 LET S = 0
50 FOR I=1 TO N
60 INPUT X
65 LET S = S+X
70 NEXT I
110 LET M = S/N
120 PRINT "THE MEAN IS "; M
130 STOP

```

```

*RUN
?48499
?48503
?48500
?48498
?48500
THE MEAN IS 48500

```

Listing 2: BASIC program to perform the algorithm given in figure 2. It is faster than the program in listing 1, since it uses the data only once. It also uses less memory space since the data is not stored.

There is another difference worth mentioning. A noticeable pause between the entry of the last value and the printing of the average may result when the program in listing 1 is run, since the calculations are concentrated at this point in the program. Since the program in listing 2 does the summing after each data entry, the effect is a quick final response. Of these two methods, one is more efficient even though both would give the same answer.

There is another statistical calculation in which we can easily obtain the wrong answer unless we are careful. The average of a set of values gives only part of the picture. You may have heard of the man who drowned in a river that had an average depth of two feet. He happened to be in a section that was 12 feet deep. The moral is that we often want to know how much the values vary from the mean. This is commonly reported as the standard deviation. The usual symbol for the mean is \bar{X} (read this as "X bar") and the standard deviation is abbreviated as the letter s . It is also convenient to have a name for s^2 . It is called the variance, and its definition is:

$$s^2 = \frac{1}{N-1} \sum (X - \bar{X})^2$$

where N is the total number of samples taken. It follows, then, that the standard deviation is:

$$s = \sqrt{\frac{1}{N-1} \sum (X - \bar{X})^2}$$

The sigma (Σ) once again tells us that we are to perform a sum. This time we sum the

deviations from the mean after we have squared them. That is, for each value we first subtract the mean. Next, we multiply the difference by itself to form its square. We add these squared differences for all the values and then divide by $N-1$. The last step to obtain the standard deviation is to take the square root of s^2 . It is calculations like these that make statisticians appreciate computers.

Before we move on to programs for the calculation of the standard deviation, let us work through these calculations for our example automobile prices. Remember that the average price was \$48,500. The price from the first dealer was \$48,499. The first dealer deviates from the mean by $(49,499 - 48,500)$ or -1 dollar. The square of this deviation is 1. That is the first part of our sum. The squared deviation from the average for the second dealer is 9, and so on. The sum for all five dealers is 14. When we divide by 4 and then take the square root, we obtain a standard deviation of 1.87. The smaller this value, the closer the set of observations are to their mean. A large standard deviation tells us the data varied greatly from observation to observation. A standard deviation of zero says that all the observed values were equal to each other.

If you were to go to a statistics book you would probably find another formula for this calculation which is sometimes called the computing formula. This method of calculation uses the fact that $\sum (X - \bar{X})^2$ is algebraically identical to $\sum X^2 - N\bar{X}^2$. This tells us that we can calculate the sum of the squares of the individual values without sub-

tracting the mean each time. We can multiply the square of the mean by N and subtract.

Mathematically these two formulas give the same answer. *Numerically* they are different. Why? They differ because our computers do not store or calculate numbers perfectly. If each number is stored in our computer in four 8 bit bytes, or 32 bits, we have about 7 digit accuracy for any single step in our calculation. The second formula lets the errors accumulate. This fact is not considered in the mathematical proof.

```

10 REM POOR PROGRAM FOR CALCULATING THE
15 REM MEAN AND STANDARD DEVIATION
20 LET N=5
30 LET S=0
40 LET S2=0
50 FOR I=1 TO N
60 INPUT X
70 LET S=S+X
80 LET S2=S2+X*X
90 NEXT I
100 LET M=S/N
110 PRINT "THE MEAN IS "; M
120 LET D=N*M*M
130 LET V=(S2-D)/(N-1)
140 LET S=SQRT(V)
150 PRINT "THE STANDARD DEVIATION IS "; S
160 STOP

*RUN
?48499
?48503
?48500
?48498
?48500
THE MEAN IS 48500
THE STANDARD DEVIATION IS 0

```

Listing 3: Incorrect program for calculating the mean and standard deviation of a set of data. This program correctly calculates the mean but arrives at an incorrect value for the standard deviation.

```

10 REM REASONABLE PROGRAM TO CALCULATE
15 REM MEAN AND STANDARD DEVIATION
20 LET N=5
30 LET S=0
40 LET S2=0
50 FOR I=1 TO N
60 INPUT X
65 LET D=X-S
70 LET S=S+D/I
80 LET S2=S2+D*(X-S)
90 NEXT I
110 PRINT "THE MEAN IS" ; S
130 LET V=S2/(N-1)
140 LET S=SQRT(V)
150 PRINT "THE STANDARD DEVIATION IS "; S
160 STOP

*RUN
?48499
?48503
?48500
?48498
?48500
THE MEAN IS 48500
THE STANDARD DEVIATION IS 1.87083

```

Listing 4: Accurate program for calculating the mean and standard deviation.

Why is this second form given in books? First of all, some calculators work with more digits than many personal computers. Secondly, it is much easier and faster than using the formula for the definition. The Hewlett-Packard HP-21 calculator shows 10 decimal digits, as does the Texas Instruments SR-52. They can afford the luxury of round-off error that seriously hurts those with 32 bits. Before we show how we can almost get the best of both worlds, let us look at the numerical results of using this calculating formula on computers in which each number is kept in four bytes. (The IBM 370 single precision and many microcomputer BASICs are just two common examples.)


The program in listing 3 correctly gives the mean as 48,500. The standard deviation is computed to be 0. This is incorrect. All the prices are not equal to 48,500. Several books of BASIC programs include the calculation of the standard deviation. Those I checked out give the wrong answer for this set of data.

We know that we get accurate results if we first calculate the mean and use the differences from it in our calculation of the standard deviation. But we would like to avoid keeping all the data values in memory. Another alternative is to enter the data twice, but this seems unreasonable. A compromise between the two calculating forms that is not very sensitive to the accumulation of roundoff errors is available. The principle is to calculate a provisional mean as each value is entered, and to square the deviations from this mean.

The program in listing 4 reports the standard deviation for this set of data correctly as 1.87. This program is not as obvious as it may look. Notice that line 70 has a division by I and not N in the calculation of the mean. Line 80 also has a little trick. The product of D and X-S is not D*D, because S has been changed since D was last calculated. If you have trouble working through the algebra, put print statements after lines 65, 70 and 80.

While writing statistical programs for microcomputers, I have been reminded of several important facts I hope you will keep in mind. Good programming takes thought. We must balance several factors: speed, accuracy and memory requirements. Algebra is an essential tool, but we must remember that our machines have finite precision and adjust our program accordingly. A small machine can be quite potent, given adequate software. ■

Short Cassettes for Personal Computers



List \$1.00 10 for \$7.50 50 for \$32.50

MICROSETTE CO.
777 Palomar Ave. • Sunnyvale, CA 94086

Duplication Services

Microsette also offers professional duplication services for Commodore PET and Radio Shack TRS-80 Level I and Level II cassettes. Our service provides mastering, quality control, all material including two-piece box, affixing of your labels or supplying our blank labels and shipping. Prices start at \$1.00 each in 100 quantity.

MICROSETTE CO.
777 Palomar Ave. • Sunnyvale, CA 94086

Circle 229 on inquiry card.

TRS - 80

SPECIAL PROMOTION SALE

SAVE 10%, 15% or more on ALL Computers, Peripherals, Software, and ALL other fine Radio Shack® products.

NO TAXES on out-of-state shipments.

FREE Surface delivery in U.S. **WARRANTIES** will be honored by your local Radio Shack® store.

Offered exclusively by
Radio Shack®
Authorized Sales Center
1117 Conway
Mission, Texas 78572
(512) 585-2765



Circle 304 on inquiry card.

tek

- Sanyo monitor model VM4209 \$109.95
- ASR 33 Teletypes Used - Good conditions \$395.95
- ADM-3A Terminal kit. . . \$549.99

All items shipped with warranty and are postpaid. Please allow 4-6 weeks for delivery. Florida residents add 4% sales tax. Send check or money order to:

tek peripherals
5110 S.W. 106 Avenue
Miami, FL 33165

Circle 349 on inquiry card.

Z80 ASSEMBLER PACKAGE

for North Star HORIZON using full set of ZILOG mnemonics.

- EDITOR - generates and edits source code with comments
- ASSEMBLER - generates opcode and links subroutines
- LOADER - generates and loads binary code

Short or long programs can be processed by the file oriented package written in North Star BASIC (Release 4). File handling, string insertion and deletion and table searches are implemented in Z80 machine code for a fast operation.

Diskette and manual with full program listing in BASIC and Z80 commented assembler:

\$35.

NEMCO DATA PROCESSING
9 WALNUT STREET
RUTHERFORD, NJ 07070

Circle 269 on inquiry card.

PROGRAMMING CONTEST!

MICRO-PUZZLE NO. 2

1st PRIZE - FLOPPY DISK SYSTEM OR \$3000 CASH
2nd PRIZE - FLOATING POINT BOARD OR \$400 CASH
3rd PRIZE - AUDIO INTERFACE OR \$200 CASH

M	I	C	R	O		14
O	N	L	A	P		11
O	L	I	V	E	=	61
N	E	V	E	N		9
S	T	E	D	S		11

For entry form and official rules send a self-addressed stamped envelope to:
MICRO-PUZZLES Dept A 7818 Cantaloupe Ave.
Van Nuys, California 91402

Circle 227 on inquiry card.

MICRO-VERTER

A SPECIAL COLOR MODULATOR FOR APPLE II USERS!!

UMT Version. Operates above channel 14. Eliminates hum!!

Operates above the switching harmonics of the computer, thereby yielding a cleaner, warm-free picture. Tunable over a minimum of 4 channels. Interfaces directly with the Apple II as well as most other micros. Comes with video cable and RF output stub coupler. Two-toned owl type decorator cabinet. Size: 5.5cm x 8.5cm x 11.5cm. Power: +5V. Current approx. 1 ma. Self-powered with 4 pencil batteries. Operating life in excess of 1000 hours or near shelf-life of batteries. Excellent stability. Precise frequency adjustment. No assembly required except for installation of batteries, not supplied. MODEL MVX-500.

AVAILABLE FROM YOUR LOCAL COMPUTER DEALER or direct from ATY RESEARCH. COST including shipping anywhere in USA and Canada - \$35.00.

PHONE OR WRITE TODAY. DIAL 402-361-3711.

13-B Broadway ATY RESEARCH Denver City, Colo. 80202

Circle 22 on inquiry card.

MICRO SOFTWARE DEVELOPMENT

THE COMPANY: Fastest growing commercial systems manufacturer in U.S. 1978 sales in excess of 150 million.

DUTIES: Design, code & debug 8080 assembly programs for interactive graphics, text editing, diagnostics, and other applications.

REQUIREMENTS: One or more years assembly development exp. with any hardware. Degree a plus.

COMPENSATION: 16.5K-28K. Excellent benefits.

GROWTH: Company has promoted over 50% of employees in last 4 years.


CONTACT: Dave Adams, (617) 246-2815. N.E. Recruiters, 6 Lakeside Office Park, Wakefield, MA 01880.

All fees, relocation and interviewing expenses assumed by company.

Circle 291 on inquiry card.

OMSI PASCAL-1™

All PDP-11s \$1500
RSTS/E, RSX-11, RT-11, and IAS



Oregon Software inc. 2340 SW Canyon Road
Portland, Oregon 97201
TWX 910-464-4779 (503) 226-7760

Circle 291 on inquiry card.

HAZELTINE 1400

only **\$649.95!**



- Verbatim Mini Diskettes \$3.70 each (boxes of 10)
- Two-tier walnut formica enclosure for SA-400 Shugart. . . \$39.95
- Typewriter Ribbons (many makes such as Diablo, Centronics, DEC and print wheels)
- North Star check balancing program. . . \$50.00
- Centronics 779 tractor - \$950
- Horizon II ass. \$1000 - \$1999.00

TORA SYSTEM
29-02 23rd Avenue
Astoria NY 11105
(212) 932-3533

Mail Order Only.

Circle 346 on inquiry card.

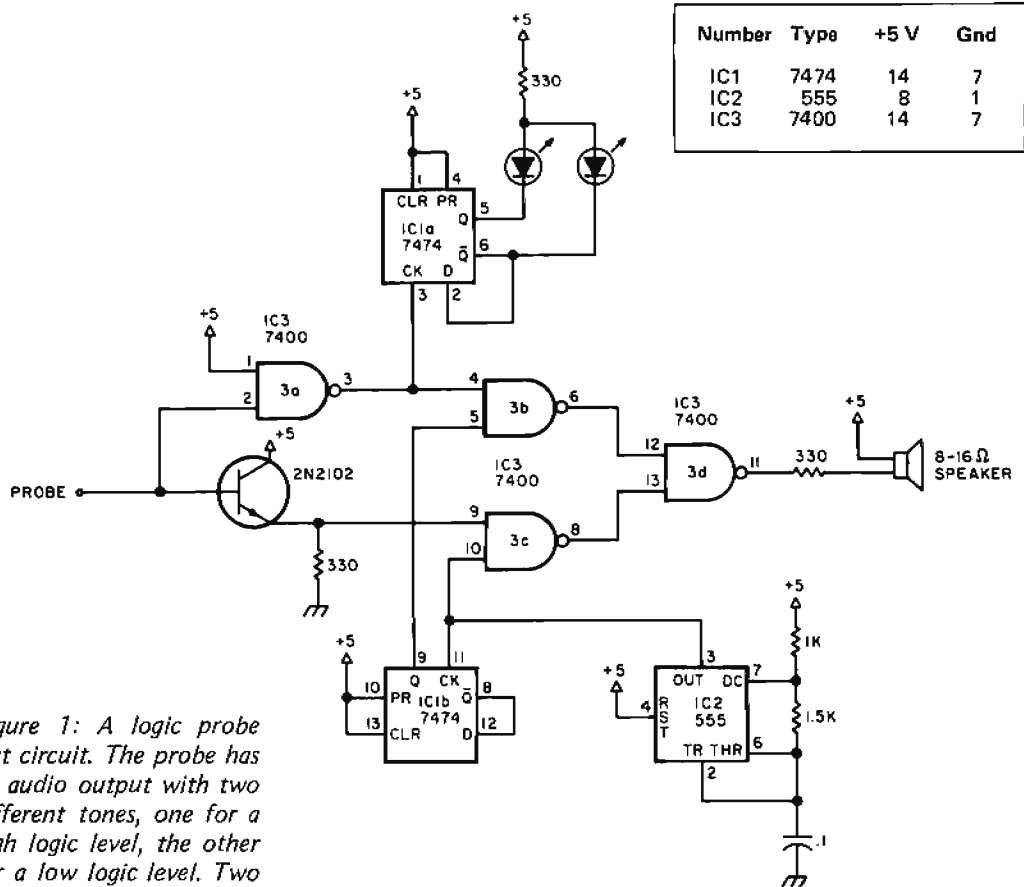


Figure 1: A logic probe test circuit. The probe has an audio output with two different tones, one for a high logic level, the other for a low logic level. Two LEDs monitor both single pulses and pulse trains.

An Audible Logic Test Probe

James L. Woodward

Most logic probes require the placement of a point on the lead to be checked and the surveillance of a light emitting diode (LED) indicator. In a well-lit room, this is sometimes difficult to interpret and often requires three hands. The probe offered here has an audio output that is off when the probe is floating, emits a low tone for a low state, and a tone one octave higher for a high state. Pulse trains and single pulses are monitored with a pair of LEDs, and the probe can be anything from a rough length of wire to a lead clip; none of the values are critical.

Construction

For use as a simple state checker, the construction is completely noncritical. However, if the circuit is to be used to measure high frequency circuits, it should be built using good technique, with plenty of bypass capacitors on a good quality

board. Note that there are audio frequencies to be bypassed as well as high frequency information (a couple of capacitors in the microfarad range across the power supply would be wise). Practically any NPN transistors will do in the circuit of figure 1.

Theory

The timer, IC2, is wired to produce a pleasing tone frequency for the high state. This is divided by two by IC1b for the octave-lower low output. With no voltage on the probe, the 330 Ω resistor on the emitter of the transistor holds pin 8 of IC3c high, despite the audio on the other input. Similarly, pin 2 of IC3a floats in a high state. The signal is inverted by IC3a and holds the output of IC3b high. With both inputs high, IC3d is low and, while a small DC current flows through the speaker, no sound is produced. A high level on the probe has no effect on IC3a and IC3b, but allows the

transistor to conduct, thus forcing pin 9 of IC3c high and allowing the audio frequency through in inverted form (the inversion is irrelevant in this application). Since the other input of IC3d is high, the audio goes straight through to the speaker. A low on the input probe produces the complementary effect; being inverted by IC3a, it allows IC3b to output the low frequency from the divider, which goes through IC3d and the speaker.

Having half of a 7474 flip flop available, I decided to add a simple pulse catcher and pulse train monitor. IC1a is also wired as a divide by two, with both outputs going to LEDs. A single pulse will change the states of the two LEDs (as will a loose touch on the probe, so better use a clip for this), while a train will light them both. Technically, the duty cycle of the pulse train affects the relative brightness of the two lamps and the combination of the two audio frequencies, but I doubt that this is useful in a real case. However, the audio frequency shift is a rapid indication of the presence of a non-steady state. The logic of the divide by two pulse catcher may be extended by cascading several counters to divide the frequency of a fast pulse train down to the point where it could be mounted by eye, stopwatch, or frequency counter. ■

You've Got to Have SOL[®]

NOW!!! Computer Enterprises is an Authorized Processor Technology Dealer!

- SOL-20**
PT-SOL-20: SOL-20 Terminal Computer with SOLOS and Cassette BASIC. *1895.00
- PT-SOL-1-A:** SOL System I-A Includes all of above plus 16K RAM, PT-872 Video Monitor, RQ-413A Cassette recorder *2495.00
- PT-SOL-3-A:** SOL System III-A includes SOL-20, 64K RAM, BOOTLOAD, Helios II model 2 Dual Disks with extended Disk BASIC, PT-872 Video Monitor *6495.00



Processor Technology

computer enterprises™

P.O. Box 71
Fayetteville, N.Y. 13066
(315) 637-6208

The world's only single-chip LSI Universal Printer Controller is here!

The very low-cost 40-pin CY-480 controls ANY standard 5 x 7 dot matrix printer with print speeds up to 200 cps! The CY-480 Universal Printer Controller from Cybernetic Micro Systems is the first—and only—40-pin LSI device which will control and interface any standard 5" x 7" dot matrix printer (including those from Victor, LRC, Practical Automation and Amperex) having a print speed up to 200 cps. It operates from a single +5V power supply and will interface a printer with any microcomputer or minicomputer system through standard 8-bit ports. The CY-480 accepts either serial (RS232C) or parallel ASCII input from the host system's data channel.

The CY-480 replaces bulky, expensive dedicated controllers. The small, single LSI package offers a 5 x 7 dot matrix character generator, full upper and lower case ASCII 96-character font, and a 48-character (expandable) internal line buffer storage. Standard are a 10, 12 or 16 characters/inch variable character density command, 2-color selectable print command, forward/backward printing command, and horizontal and vertical independently expanded print command. The CY-480 provides graphics capability and includes a "flip-print" operating mode for 180° viewing. Ready lines provide full asynchronous communications with handshaking.

New low price! \$35 a single unit!
CYBERNETIC MICRO SYSTEMS
2378-B Walsh Ave. • Santa Clara, Calif. 95050
Phone (408) 249-9255

PET WORD PROCESSOR

This program permits composing and printing letters, flyers, advertisements, manuscripts, etc., using the COMMODORE PET and a printer. Script directives include line length, left margin, centering, and skip. Edit commands allow the user to insert lines, delete lines, move lines and paragraphs, change strings, save onto cassette, load from cassette, move up, move down, print and type. The CmC Word Processor Program addresses an RS-232 printer through a CmC printer adapter. The CmC Word Processor program is available for \$29.50. Add \$1.00 for postage and handling per order.

Order direct or contact your local computer store.

CmC
CONNECTICUT microCOMPUTER
150 POCONO ROAD
BROOKFIELD, CONNECTICUT 06804
(203) 775-9659

MAXIMIZE YOUR MICRO!

8080/Z80 System Software

Purchasing a microcomputer system, even at today's low prices, is a significant investment. And to utilize that investment to its full extent requires a solid base in system software. Don't just accept what comes with your hardware... there's a better alternative!

OPUS/ONE: Business-oriented, block-structured high-level language. Includes such capabilities as extended arithmetic precision (up to 55 digits), multi-character variable names, and easy to use string operations. Includes a built-in DOS with random access files.

OPUS/ONE..... \$99.00

OPUS/TWO: Extends the capabilities of OPUS/ONE with such features as error trapping, machine code and OPUS subroutine calls, overlays, and more disc file commands.

OPUS/TWO..... \$195.00

FORTE: An OPUS run-only system monitor, perfect for end-user installations. Runs all OPUS Language programs.

FORTE..... \$60.00

S.O.S.: (Single-user Operating System) A full-function DOS which includes OPUS/THREE, a text editor (TEXTED), an assembler (ASSEMBL), and a package of useful system utility programs.

S.O.S..... \$385.00

TEMPOS: The ultimate microcomputer system software package. A multi-user/multi-tasking DOS which will handle up to 7 interrupt-driven terminals simultaneously, in a true time-sharing environment. Includes OPUS/THREE, TEXTED, ASSEMBL, and many utility programs.

TEMPOS..... \$785.00

All packages are upward-compatible. That is, programs and data developed under OPUS/ONE may be run at any higher level, up to and including TEMPOS.

Standard device drivers are available for many common peripherals; all packages include System Generation capability, allowing the user to *interactively* add drivers for any I/O device, including disc drives.

Like to know more? Circle the inquiry number below or contact your dealer for your free copy of our system software brochure! For complete information, order your user's manual now, and we'll apply the price toward purchase of the software. Please add \$1.50 per manual (set) for shipping/handling within the U.S. (Master Charge and VISA accepted).

OPUS User's Manual..... \$12.50

S.O.S. Set (inc. OPUS Manual).... \$20.00

TEMPOS Set (incl. OPUS Manual).. \$20.00

Dealer & O.E.M. inquiries invited.



1642 S. Parker Road, Suite 300
Denver, Colorado 80231
(303) 755-9694

Event Queue

In order to gain optimum coverage of your organization's computer conferences, seminars, workshops, courses, etc, notice should reach our office at least three months in advance of the date of the event. Entries should be sent to: Event Queue, BYTE Publications Inc, 70 Main St, Peterborough NH 03458. Each month we publish the current contents of the queue for the month of the cover date and the two following calendar months. Thus a given event may appear as many as three times in this section if it is sent to us far enough in advance.

January 8 & 9, The First International Symposium on Mini and Microcomputers in Control, Islandia Hyatt House, San Diego CA. The symposium is sponsored by The International Society for Mini and Microcomputers (ISMM) and IEEE Control Systems Society. Over 50 papers are to be presented including tutorials and surveys. Contact Computers in Control Symposium, POB 2481, Anaheim CA 92804, (714) 774-6144.

January 8-12, Structured Programming and Software Engineering, George Washington University, Washington DC. This course is designed for experienced program architects, designers and managers. It will provide up to date technical knowledge of logical expression, analysis and invention for performing and managing software architecture, design and production. Presentations will cover principles and applications in structured programming and software engineering. Design workshops with analysis and review sessions will provide actual practice in problem solving. Contact George Washington University, Continuing Engineering Education, Washington DC 20052.

January 11-13, Software Engineering for Mini/Microcomputer Systems Seminar, Airport Marina Hotel, Los Angeles CA. Polytechnic Institute of New York and the Institute for Advanced Professional Studies are presenting a 3 day seminar for hardware designers and programmers. This seminar will cover computer system design concepts within the context of the operation and application of the LSI-11. Contact Prof Donald D French, Institute for Advanced Professional Studies, 1 Gateway Ctr, Newton MA 02158, (617) 964-1412.

January 12-14, PerBizComp '79, Washington Hilton Hotel, Washington DC. Business and personal microcomputer show. Contact Felsburg Associates Inc, 12203 Raritan Ln, POB 735, Bowie MD 20715, (301) 262-0305.

January 15-17, Bit-Slice Microcomputer and Digital System Design Seminar, Airport Marina Hotel, Los Angeles CA. Polytechnic Institute of New York and the Institute for Advanced Professional Studies are presenting this 3 day seminar for digital systems engineers. This seminar will cover review of computer architecture and organization, design principles for bit-slice digital systems, introduction to microprogramming, detailed study of the 2900 bit-slice family and comparison with similar hardware, survey of firmware aids and support tools for system development, an introduction to emulation techniques, and trends in bit-slice digital system design. Contact Prof Donald D French, Institute for Advanced Professional Studies, 1 Gateway Ctr, Newton MA 02158, (617) 964-1412.

January 15-17, Minicomputers and Distributed Processing, San Francisco. This 3 day seminar will examine the uses, economics, programming and implementation of minicomputers. Contact Philip M Kowlen, director, Center for Continuing Education, The University of Chicago, 1307 E 60th St, Chicago IL 60637.

January 16-18, The Seventh International Symposium on Mini and Microcomputers, Disneyland Hotel, Anaheim CA. The symposium is sponsored by The International Society for Mini and Microcomputers. The symposium will cover all aspects of mini and microcomputers and their applications. Over 60 papers are to be presented. Contact MIMI'79 Anaheim, POB 2481, Anaheim CA 92804, (714) 774-6144.

January 17-19, Distributed Minicomputer Networks, Ramada Inn, Arlington VA. This seminar will address the minicomputer from the viewpoint of the distributed network user. The structure and management of a large data base and software problems with the tradeoffs of languages utilized, hardware types, input and output options, device controllers, system failure and recovery, sample application case studies and the economics of minicomputer applications will be covered in depth. Contact The Institute for Professional Education, Suite 601, 1901 N Fort Myer Dr, Arlington VA 22209, (703) 527-8700.

January 24-27, International Micro-

computers/Minicomputers Microprocessors '79/Japan, Harumi Exhibition Center, Tokyo. Contact ISCM, 222 W Adams St, Chicago IL 60606, (312) 263-4866.

January 29-31, 27th Annual Physics Show, New York Hilton Hotel, New York. This show is to be held in conjunction with the combined annual meeting of the American Physical Society and the American Association of Physics Teachers. Contact Ed Greeley, American Institute of Physics, 335 E 45th St, New York NY 10017.

January 30-February 1, Communication Networks Conference and Exposition, Sheraton Park Hotel, Washington DC. Designed to bring together communication network users, consultants, vendors and regulatory officials so that issues can be discussed and analyzed. It is particularly aimed at executives and managers who purchase communication products and services. Contact The Conference Company, 60 Austin St, Newton MA 02160.

February 1-3, Microprocessor Programming Workshop With a Take-Home Microprocessor, Jefferson Plaza Building, Arlington VA. Sponsored by the IEEE, this 3 day workshop is intended for the practicing engineer, engineering manager and programmer. The course objective is to provide state of the art information in order to acquire an understanding of the place of microprocessors as replacements for wired logic and as controllers, to provide the capability of understanding the design of systems involving microprocessors, and the ability to program the Motorola M6800 microprocessor in machine language. All students will have their own microprocessors and laboratory equipment. Contact IEEE Service Ctr, 2145 Hoes Lane, Piscataway NJ 08854.

February 13-15, The National Office Exhibition and Conference, Harbour Castle Hilton Convention Center, Toronto Ontario. This 3 day exhibition will provide a showplace for approximately 100 exhibitors in the areas of word processing, office computers, office equipment and furniture. Contact *Canadian Office Magazine*, 2 Bloor St W, Suite 2504, Toronto Ontario, CANADA M4W 3E2, (416) 967-6200.

February 14-16, The IEEE International Solid-State Circuits Conference, Philadelphia PA. Forum for the presentation of new advancements in all aspects of solid-state circuits. Contact Lewis Winner, 301 Almeria Av, POB 343788, Coral Gables FL 33134.

March 19-20, Microcomputers: Operating Principles, Hardware and Software Seminar, Holiday Inn, Palo Alto CA. Polytechnic Institute of New York and the Institute for Advanced Professional Studies are presenting this two day seminar for engineers, programmers, and

technical managers involved with selection of microprocessors and design of microprocessor based systems. The seminar will cover the underlying concepts governing microprocessor operation, architecture, and systems design. Microcomputer elements and their interrelationships will be discussed, emphasizing features important in determining whether a particular microcomputer will be suitable for a given task. Contact Prof Donald D French, Institute for Advanced Professional Studies, 1 Gateway Ctr, Newton MA 02158, (617) 964-1412.


March 19-21, Modern Integrated Circuits, George Washington University, Washington DC. This course is structured to meet the needs of engineers, scientists and technical managers who desire a better understanding of the latest technological advances in the area of integrated circuits. As such it examines all aspects of integrated circuit technology, starting from fundamental principles of construction and operation, to the most recent devices, their characteristics and specifications. A significant part of the course deals with the application of integrated circuits in linear and digital systems. Specific topics to be covered include detailed design examples of circuits using operational amplifiers and active filters, as well as computer arithmetic units, registers and memories. Contact George Washington University, Continuing Engineering Education Program, Washington DC 20052.

March 21-23, Microcomputer Hardware and System Design Seminar, Holiday Inn, Palo Alto CA. Polytechnic Institute of New York and the Institute for Advanced Professional Studies are presenting this three day seminar for engineers, programmers and technical managers with a working knowledge of digital hardware design and familiarity with the underlying concepts governing microprocessor operation, architecture and systems design. This seminar will cover the operation, architecture, instruction set and design techniques for 8 bit microprocessors. The spectrum of applications from data processing to control will be illustrated with fully developed case studies. Contact Prof Donald D French, Institute for Advanced Professional Studies, 1 Gateway Ctr, Newton MA 02158, (617) 964-1412.

March 22-24, Future Fair, Memorial Coliseum, Portland OR. This northwest regional exposition will feature both professional and personal data processing products and services. Contact WES/COM, POB 4047, Portland OR 97208.

March 25-28, Expo '79, Los Angeles Marriott, Los Angeles CA. Expo '79 is held in conjunction with the 16th Numerical Control Society Annual Meeting and Technical Conference. Contact Numerical Control Society, 1800 Pickwick Av, Glenview IL 60025, (312) 724-7700.■

THE END OF YOUR SYSTEM



Put this SOROC IQ 120 at the end of your system for fast and silent input/output.

\$795^{00*}



Put this T.I. 810 printer at the end of your system for fast and reliable hard-copy output.

\$1695^{00*}



Put this TELETYPE 43 at the end of your system for reliable low-cost input/output.

\$999^{00*}

*plus 2% handling.
Shipped freight collect.



Also DIABLO. LEAR/SIEGLER. DEC.
Write or call for a free catalogue.



Photo 1: The IBM 704 data processing system. Along the left wall of the room is the magnetic core storage. The operator's console is in front of the central processing unit. Along the back wall is the power supply, printer, card reader and card punch. The magnetic tape units are lined up along the right side of the room.

History of Computers

The IBM 704

Keith S Reid-Green
Software Systems Development
Educational Testing Service
Princeton NJ 08540

The IBM 704, announced in 1956, was almost the last vacuum tube computer. It was rendered obsolete by the 709 in 1959, which became the 7090 in less than a year. The addition of the zero suffix to the model number denoted the replacement of vacuum tubes by transistors and the start of the second computer generation. The 704 was very definitely a first generation machine in the tradition of the *giant brains* (see photo 1) of the 1940s and 1950s. The central processing unit occupied a huge L-shaped cabinet of about 120 cubic feet. There was not enough room in the cabinet for the 32 K 36 bit words of core storage that occupied its own box — another 100 cubic feet at least. Today the computing power contained in those two steel, glass and dark gray enamel cabinets can be equaled by a desktop machine; in fact

the latter would easily outstrip the 704's 12 μ s instruction cycle. Nevertheless, the 704 was the ultimate computer of its time.

IBM software support for the 704 was almost nonexistent. Of course, in the days before operating systems and multiprogrammable computers, there wasn't much need for support. The assembler and a few general purpose subroutines could be acquired through SHARE (Society to Help Avoid Redundant Effort). On the other hand, support for the hardware was much in evidence. A customer engineer spent eight hours a day on the premises, including an hour long daily preventive maintenance session before the normal first shift began. The session included bringing up power, which took 15 minutes, and running diagnostics with voltages 20 percent above and below normal in an effort to find weak vacuum tubes. The effort was usually successful.

Before the advent of FORTRAN in 1958, written material for 704 programmers could be found in a single manual, *IBM Reference Manual, 704 Data Processing System*. Its

100 pages contained a description of the instruction set, operating instructions, an explanation of the virtues of assembler language coding, programming examples, explanations of the binary number system and binary arithmetic, and octal to decimal conversion tables.

The 704's input and output (IO) units consisted of a card reader, card punch, line printer, ten magnetic tape units, two magnetic drum units (each composed of four 2 K word drums) and a cathode ray tube. Off line, or peripheral, equipment consisted of three machines to process magnetic tape: card-to-tape, tape-to-card and tape-to-printer transfer devices. Important central processor features included floating point hardware and three index registers.

IBM designed the on line card reader for binary cards; cards containing machine language programs in binary object format. Since the 704 word length was 36 bits, cards were read row-wise into storage. Columns 1 thru 36 of the 9 row were read first, followed by columns 37 thru 72 of the 9 row, 1 thru 36 of the 8 row, etc. Columns 73 thru 80 could not be read; this restriction governs the present day format of the FORTRAN statement. Binary coded decimal punched cards, the kind that came out of keypunch machines, could be read by the off line card to tape transfer machine, but naturally it was frequently necessary to read such cards on line. A rather complex subroutine was required to convert these cards to internal 6 bit binary coded decimal, since they were punched column-wise and read row-wise.

The ten magnetic tape units were referred to in programming by unit numbers 0 thru 9. Unit numbers were dialed by the operator on each tape unit, hence it was possible to write two or three copies of a tape file simultaneously. Of course, the possibility of accidentally trying to read two files at once also existed, invariably resulting in a yellow *read check* light, a halted computer, and an embarrassed operator.

Tape was moved at 75 inches (190.5 cm) per second, transferring 200 bytes per inch (2.5 cm) in 7 track format. Byte and track parities were generated and checked automatically, although the words byte and parity were not yet used. Parity checking was called *redundancy checking*, and a byte was a *character*.

Probably the most remarkable piece of equipment on the 704 was the cathode ray tube. This early attempt to provide computer graphics capability was only partly successful. A 1024 by 1024 raster was addressable, but each point had to be

All photos reproduced by permission of IBM Corporation.




Photo 2: The off line printer was coupled to a 727 tape unit by a 757 printer control unit. This and other peripherals permitted use of magnetic tape as the 704's primary medium of input and output.



Photo 3: The 711 on line card reader read 24 36-bit numbers in row binary format from columns 1 thru 72. Columns 73 thru 80 could not be read.



Photo 4: The 727 tape drive, over 20 years old, is similar in appearance to modern tape units. Note the address selector dial between the two rows of buttons.

individually addressed. There was no line generator and no character generator. The machine's 12 μ s cycle made it impossible to run a complex display without considerable flicker. One of the big demonstrations of the time was a tic-tac-toe program. Though only a few lines were required to display the game, the display flickered noticeably.

The primary intent of the cathode ray tube was for plotting, not interactive graphics. On a dedicated machine renting for \$600 per hour, who could have afforded interactive graphics? The video display system was composed of two units: the visible 21 inch (53.3 cm) screen and a 7 inch (17.8 cm) screen in a lightproof box. A shutterless camera recorded the picture on 35 mm film. Consequently, the 704 was one of the very few general purpose computers to include a "change film frame" instruction in its repertoire.

The central processing unit, or *calculator* as it is repeatedly called in the manual, centered around two registers: the accumulator and the multiplier-quotient (MQ)

register. The accumulator performed addition, subtraction and logical operations. The MQ register served not only in multiplication and division but also as the register through which input and output transfers were made. Strangely, the accumulator was 38 bits long. It was composed of a sign and 35 numeric bits for arithmetic operations, a P bit used as the high order bit instead of the sign in overflow, shifting and logical operations, (ie: Boolean and byte manipulations), and a Q bit to the left of the P bit. The sole function of the Q bit seems to have been to generate obscure coding errors.

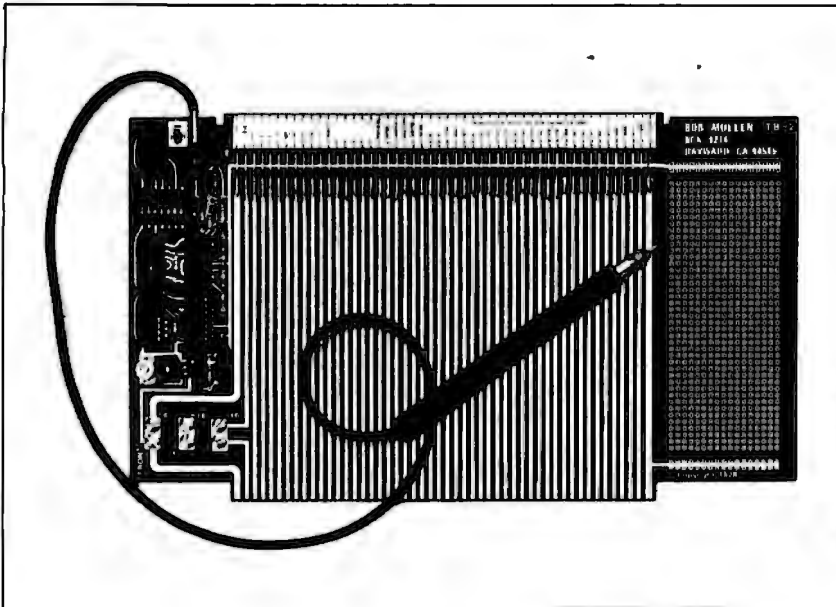
The 32,768 word maximum core storage required a 15 bit address portion in storage reference instructions. Three index registers, known to the 704's designers as registers A, B and C, were invariably referred to as indices 1, 2 and 4 by programmers, since the registers corresponded to those bits in the instruction's tag field. Indexing was subtractive, done by 2's complement arithmetic, and was another minor source of annoyance to programmers. Because of the subtractive indexing scheme, it was the usual practice to index through a table starting with the last word and moving toward the beginning.

Many other features of the 704 were a challenge to handle, but nevertheless the machine and its programmers contributed to more than just computer folklore. Several FORTRAN attributes that were developed on the 704 persist to the present day, for better or worse. The FORMAT statement, for example, was lifted bodily from an input subroutine originally meant to read punched cards and to convert specified fields to integer binary, floating point or binary coded decimal. The three branch IF statement, now mercifully replaced by a more comprehensible IF-THEN type, was designed around the 704's *compare accumulator with storage* instruction. This instruction processed the following instruction, or skipped one or two instructions depending on the accumulator being less than, equal to, or greater than the specified storage location.

Most of the numerical methods associated traditionally with Newton's iteration or infinite series expansions were developed and in many cases refined on the 704. Thus, the software subroutines that are presently used in personal computers, intelligent terminals and microprocessors owe their start to 704 programmers and applied mathematicians. The next time you take a square root or draw a circle on your video tube, remember the 704 — and be glad it's not around any more. ■

What's New?

S-100 Bus Extender Board Kit



The Mullen TB-2 Extender Board kit retains the price of its predecessor and offers several new features. The built-in logic probe reads out into a 7 segment display, and includes a pulse catcher plus light emitting diode whose brightness corresponds to the duty cycle of a pulse stream. A general purpose kluge board section, with holes on 0.1 inch (0.25 cm) grid, aids development of circuits used in debugging or testing; an on board 5 V at 1 A regulator powers this section as well as the logic probe.

The TB-2 incorporates features of the previous model, such as links in the power supply lines for current measurement, fusing and independent supply switching; an edge connector label that identifies power, ground and S-100 bus signal pins; full width board size to allow use of card guides; and gold plated edge connector teeth that stand up to repeated insertion.

The Mullen Extender Board kit lists for \$35. Contact Mullen Computer Products, POB 6214, Hayward CA 94545. ■

Circle 541 on inquiry card.

High Level Programming Language


SAM76 is an interactive high level computer language that introduces concepts for both the home computer and timesharing system users. It was designed to be simple enough for the novice to learn while meeting all the requirements of the most sophisticated users.

ASCII character is the only data type, allowing data to be anything from complicated commands to syntax characters. SAM76 mathematical capability includes arbitrary precision arithmetic. Over 150 defined built-in functions give the advanced user the ability to do such things as handle arbitrary size lists and treat them as data.

Object code is available on paper tape or TDL cassette format in several configurations for the Z-80 or 8080. A PolyMorphic version on cassette tape and a CP/M disk version are available. All versions are coded for Apple and Zapple conventions with patch information on input and output (IO) vectors available. The SAM76 200 page language manual is available for \$12. The object code is \$6 (CP/M is \$10 for disk) and \$2 for the IO information. For further information contact SAM76, POB 257, Pennington NJ 08534. ■

Circle 542 on inquiry card.

Printer Mechanism for the Personal Computer Experimenter



This printer mechanism is for the personal computer user who is interested in constructing a bidirectional dot matrix impact printer. Print speed is 120 characters per second with a line capacity of 80 characters. It uses standard 8.5 inch (21.25 cm) single or multiple copy paper. The paper is advanced by motor and pressure roller with a slew

rate of 400 lines per minute. The mechanism uses ribbon cartridge with an independent motor. The unit has optoisolators for beginning of line, end of line and character positioning sensing. The price is \$399 including electronic interface. Write to MarComm Inc, POB 535, Ramona CA 92065. ■

Circle 543 on inquiry card.

Bugbook VII Teaches Microcomputer-Analog Converter Interfacing



The Bugbook VII, Microcomputer-Analog Converter Software and Hardware Interfacing augments the Bugbook series with an in-depth treatment of how 8080 family microcomputers are interfaced to real world analog devices for measurement, control and display applications. The 284 page soft-cover book combines practical examples of hardware

and software analog converter interfacing techniques with a series of experiments in waveform generation, data acquisition and video display control.

Bugbook VII begins with digital to analog converter interfacing, and proceeds to software control of ramp, successive approximation, and dual slope analog to digital converters. Data acquisition approaches using software interrupts and real time clocks are compared. Sample and hold amplifiers and analog multiplexers used in many practical data acquisition systems are treated in a full chapter. Consideration is also given to the factors in selecting and interfacing packaged analog to digital and digital to analog data acquisition modules.

The book is priced at \$8.50 and is available from E&L Instruments Inc, 61 First St, Derby CT 06418. ■

Circle 611 on inquiry card.

Texas Instruments Offers Free Linear and Interface Circuits Guide



A new Linear and Interface Circuits Master Selection Guide (CL-329) is available free from Texas Instruments Inc. This 128 page product selection

guide and catalog is designed to provide a reference to Texas Instruments' linear and interface circuits.

This publication covers BIFET and bipolar operational amplifiers, voltage regulators, voltage comparators, line circuits, peripheral, MOS, memory and display drivers, sense amplifiers and special functions. Special function monolithic integrated circuits such as analog switches, analog to digital converters for processors, precision timers, and Hall effect switches are described with schematics, packaging information and key features. Basic descriptions and features are presented in short form to help users to select the proper integrated circuit.

The CL-329 Master Selection Guide contains a complete cross-reference guide which includes package and temperature designations. Write to Texas Instruments Inc, Inquiry Answering Service, POB 5012, M/S 308 (Attn: CL-329), Dallas TX 75222. ■

Circle 613 on inquiry card.

Newman Computer Exchange Catalog Available

This 72 page minicomputer and microcomputer catalog is available from Newman Computer Exchange, 1250 N Main St, Ann Arbor MI 48104. The catalog lists a wide selection of new and used minicomputer and microcomputer products.

The minicomputer section lists primarily Digital Equipment and Data General items, while the microcomputer products include a variety of personal computers along with books, accessories, and hundreds of other items of interest to the computer enthusiast. ■

Circle 614 on inquiry card.



New Book on Home Computer Applications



The Mind Appliance: Home Computer Applications by T G Lewis is written for the serious personal computer user who wants to utilize the computer as a household appliance. This book contains dozens of BASIC language programs which will enable your computer to balance a checkbook, automatically dial the telephone, handle household budgets, and plan menus. These and many other ideas, such as writing poetry, drawing figures, and scoring music, are fully illustrated by actual programs that can be put to use. The book is written in an entertaining style that leads the reader into relatively complex programming situations with a minimum of effort. This 144 page book is priced at \$6.95 and is published by Hayden Book Company Inc, Rochelle Park NJ 07662. ■

Circle 612 on inquiry card.

Attention Readers, and Vendors...

Where Do New Product Items Come From?

The information printed in the new products pages of BYTE is obtained from "new product" or "press release" copy sent by the promoters of new products. If in our judgment the neat new whiz-bang gizmo or save the world software package is of interest to the personal computing experimenters and homebrewers who read BYTE, we print the information in some form. We openly solicit such information from manufacturers and suppliers to this marketplace. The information is printed more or less as a first in first out queue, subject to occasional priority modifications.



THE BEST FOR BOTH WORLDS

Factory prime electronic equipment for both the discerning hobbyist and the professional

The New Hobby World Catalog

Your source for factory prime, professional quality equipment. Computers, add-on boards, IC's, sockets, resistors, supplies, tools, test equipment, books, and more. Shop your buy list at Hobby World. You'll find what you want, and at a solid savings.

This month's specials.

16K MEMORY ADD-ON FOR TRS-80, APPLE, & EXIDY SORCERER

With RAMs, Jumpers, and Instructions. Hobby World price only **\$98**. (Specify when ordering)

THE NEW ELENCO 3½ DIGIT SOLID STATE MULTIMETER

Tops in performance! Measures resistance to .01 ohms voltage to 100 μ V, current to 1 μ A. Our price only **\$75** assembled & tested. **\$60 kit**.

16K STATIC RAM KIT, MODEL XVI.

IEEE S-100 compatible, requires only +5 Volts. 450 ns, fully buffered. Bank switching capability, Phantom Line, wait state, addressable in 4K blocks. New from CALIFORNIA COMPUTER SYSTEMS! Our Price only **\$265 kit**, **\$27 Bare Board**.

C-10 DATA CASSETTES

Perfect for TRS-80 and all recorders operating under KC or Tarbell standards. With positive tape path control. Price only **\$2** each! 10 for **\$17.50**.

PROM PROGRAMMER

New from OAE! Pocket size, Read, program, verify, duplicate. Plugs into any read only PROM socket. With features like Zero insertion force socket, cermet trimmers, and 5' of connecting ribbon cable. Hobby World price only **\$275**.

Type # 1087 programs 2708's and TMS2716's

Type # 1088 programs Intel 2708's.

PORTABLE PAPER TAPE READER

No moving parts, interfaces with all microprocessors via an 8 bit parallel port. Complete with precision optical sensor array, high speed data buffers, all required handshake logic, 4 status LED's, flat ribbon interface cable and complete instructions. Hobby World price only **\$74.00 kit**, **\$87.50** assembled and tested.

TRS-80 SOFTWARE

Order by Catalog Number.

CAT NO.	TITLE	LEVEL	PRICE
1093	Sargon: Chess Program	2	\$19.95
1040	Galactic Blockade Runner	½	9.95
1041	Star Trek III	2	14.95
1043	Small Business Bookkeeping	½	14.95
1045	Bingo	½	5.95
1036	SCI-FI Game Sampler	½	5.95
1037	The Magic Isle	½	5.95
1038	Inventory (Modular)	½	19.95
1047	Othello	½	5.95
1048	Machine Language Monitor	2	23.95
1049	Micro Text Editor	2	5.95
1050	100 Programs, Home, Business, and Games	2	49.50
1051	Daily Biorhythm Program	½	5.95

Hobby World
19355 Business Center Drive #6
Northridge, CA 91324
SEND ME A CATALOG!

Name _____

Address _____

City _____ State _____

Order by mail. Just write. Or order by phone. Toll free outside California.

TELEPHONE ORDERS
Inside Calif: 213 886-9200
Outside Calif: 800 423-5387



SEND ME THE FOLLOWING SPECIALS!

Item	Quantity	Price
Postage/Handling		\$1.50

Satisfaction 100% Guaranteed

California Residents add 6% Sales Tax
Charge My MC _____
VISA _____

Signature _____

Expiration _____

JADE Computer Products

DISK DRIVES

B51 - 5 1/4" \$295.00
by Micro Peripherals, Inc.
Operates in either single density (125KB, unformatted) or double density (250KB, unformatted) modes, up to 40 tracks, with a track-to-track access time of only 5 ms.

SA801R \$495.00
by Shugart. Single-sided 8" floppy disk drive.

8" DISK DRIVE \$395.00
by GSI/Siemans. Direct equivalent of Shugart 801R.

DM 2700-S \$750.00
Includes SA801R, 10"x10"x16" cabinet, power supply, data cable, fan, AC line filter.

VERBATIM™ FLOPPY DISKS

5 1/4" MINIDISKETTES
Soft sector, 10-sector, or 16 sector

\$4.40 each
box of 10 \$40.00

8" FLOPPY DISKS
Soft sector \$4.75 ea.
box of 10 \$42.50

FLOPPY DISK INTERFACE


JADE FLOPPY DISK (Tarbell board)

Kit \$175.00
Assm. & Tested \$250.00

S.D. Computer Products
"Versa Floppy"

Kit \$159.95
Assm. & Tested \$189.95

MINISCOPES



- 15 megahertz bandwidth.
- External and internal trigger.
- Time Base - 0.1 microseconds to 0.5 Sec/div - 21 settings.
- Battery or line operation.
- Automatic and line sync modes.
- Power consumption less than 15W
- Vertical Gain - 0.01 to 50 volts/div - 12 settings.
- Weight is only 3 pounds.

MS-15 \$318
MS-215 Dual Trace Version \$435

With Rechargeable Batteries & Charger Unit

10 to 1, 10 meg probe \$27
Leather carrying case \$45

LOGIC PROBES



MODEL LP-1
Hand-held logic probe, portable, fast and reliable. Features include:
- Minimum Detectable Pulse: 50 ns
- Maximum Input Signal Frequency: 10 MHz
- Pulse Memory: Pulse of 10 ns to 100 ns is stored in 100 ns resolution
- High-Speed Logic Probe
- 100 MHz Logic Probe
- 100 MHz Logic Probe

MODEL LP-2
High speed logic probe & tester. Features include:
- Minimum Detectable Pulse: 50 ns
- Maximum Input Signal Frequency: 10 MHz
- Pulse Memory: Pulse of 10 ns to 100 ns is stored in 100 ns resolution
- High-Speed Logic Probe
- 100 MHz Logic Probe

3-LEVEL GOLD WIRE WRAP SOCKETS

14 PIN 39¢ each
16 PIN 43¢ each

100 for \$30.00
Sockets are end and side stackable, closed entry.

METERS



Rechargeable batteries and charger
Measures DC Volts, AC Volts, Ohms and Current
Automatic polarity, decimal and overload indication
No zero adjustment and no full-scale ohms adjust
Battery-operated - NiCad batteries; also AC line operation.
Large LED display for easy reading without interpolation
Size: 1.9" H x 2.7" W x 4" D
Parts & labor guaranteed 1 year
Tilt stand option \$ 3.50
Leather case \$20.00

LM3A 3 dig 1% DC \$134.00
LM3.5A 3 1/2 dig .5% DC .. \$158.50
LM40A 4 dig .1% DC \$209.00
LM4A 4 dig .03% DC \$250.00

S-100 MOTHER BOARDS

JADE 6-SLOT
Kit \$41.95
Assembled & Tested \$56.95
Bare Board \$24.95

9-SLOT "LITTLE MOTHER"

Kit \$85.00
Assembled & Tested \$99.00
Bare Board \$35.00

13-SLOT "QUIET MOTHER"

Kit \$95.00
Assm. & Tested \$110.00
Bare Board \$40.00

22-SLOT "STREAKER"

Assm. & Tested \$149.00

GOLD PLATED S-100 EDGE CONNECTORS

Soldertail \$3.25 each
10 for \$30.00
Wire Wrap \$4.50 each
10 for \$40.00

JADE VIDEO INTERFACE

S-100 Compatible Serial Interface with Sockets Included.
Kit \$117.95
Assm. & Tested \$159.95
Bare Board with manual \$35.00

TU-1

Convert your T.V. set into a Video Monitor
Kit \$8.95

Z80A SPECIAL

4MHz Zilog CPU Chip
★ \$14.95 ★

ELECTRONIC SYSTEMS

"KANSAS CITY STANDARD" TAPE INTERFACE
Part no. 111

Board \$7.60 with parts \$27.50

RS-232/TTL INTERFACE

Part no. 232
Converts TTL to RS-232 and RS-232 to TTL
Board only \$4.50; with parts \$7.00


RS-232/TTY INTERFACE

Part no. 600
Converts RS-232 to 20mA current loop, and 20mA current loop to RS-232
Board only \$4.50; with parts \$7.00

UART & BAUD RATE GENERATOR

Part no. 101
Converts serial to parallel and parallel to serial
Board only \$12.00; with parts \$35.00 with connector add \$4.00

LIQUID CRYSTAL DIGITAL CLOCK-CALENDAR



- For Auto, Home, Office
- Small in size (2x2 1/4x 1 1/2)
- Push button for seconds release for date.
- Clocks mount anywhere with either 3M double-sided tape or VESGRO, included
- 2 MODELS AVAILABLE
- LCD-101, portable model runs on self-contained batteries for better than a year
- LCD-102, runs on 12 Volt system and is back lighted
- LCD-101 or LCD-102 your choice \$34.95 ..
- Clear desk stand for \$2.00

TARBELL CASSETTE INTERFACE

S-100 cassette interface with speeds from 187 to 540 bytes per second.
JADE Kit \$99.95
Assembled \$135.00

JADE PARALLEL/SERIAL INTERFACE

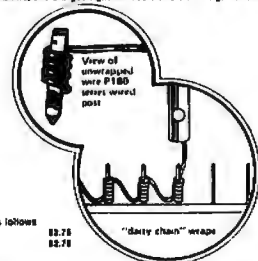
S-100 compatible, 2 serial I/O ports, 1 parallel I/O.
Kit JG-P/S \$124.95
Ass. & Tested JG-P/SA \$179.95
Bare Board with manual \$30.00

See opposite page for ordering instructions.

WIRE WRAPPING TOOLS for 0.025 inch (0.64 mm) SQUARE POSTS

Sli-N-Wrap wiring is easy to use and is up to four times faster than ordinary manual wrapping because there is no wire measuring or pre stripping required. Sli-N-Wrap tools have a patented action which slices wire insulation while the tool is wrapping wire on 0.025 inch (0.64 mm) square posts. Connections are just as reliable as with conventional wrapping tools. Tests show Sli-N-Wrap connections exceed MIL Spec requirements for pull-out, and low resistance (less than 0.01 ohms) and are gas tight. All tools and bits are guaranteed to provide at least 10,000 reliable wraps before bit replacement is required.

P180 Series Tools Using Polyurethane Nylon Coated Wire.
Polyurethane nylon coated copper wire is used in all P180 series tools. The small diameter of this insulated 28 gage wire permits fast 1 turn wraps on a 0.025 inch (0.64 mm) square post occupying only .21 inch (5.3 mm) of post length. Soldering is not required on rectangular posts but if wrapped on round or irregular posts it may be soldered using a 750°F (399°C) iron which melts the insulation as solder flow occurs.



P180 Manual Wrapping Tool \$24.90
P180-4T NiCad Battery powered P180 \$76.90
P180-4T1 AC powered version of P180 \$88.90
All P180 Series Tools include two 100 ft. spools of polyurethane nylon insulated wire, P183 forming knife and chisel tool, complete instructions

WIRE
Polyurethane nylon insulated copper 28 gage wire comes on 100 ft. spools as follows
W28-24 pag 3 RED \$2.75 W28-24 pag 3 CLEAR \$2.75
W28-28 pag 3 RED \$2.75 W28-28 pag 3 BLUE \$2.75

3690-12 CARD EXTENDER

Card Extender has 100 contacts-50 per side on 125 centers. Attached connector is compatible with S-100 Bus Systems. \$25.00
3690 6.5" x 2.24 pin. 158 cts. Extenders \$12.00

Vector Plugboards 8800V

Universal Microcomputer processor plugboard use with S-100 Bus. Can plug with heat sink & hardware 3.3 x 10 x 1.1h

8801-1
Same as 8800V except plain, less power buses & heat sink

	1-4	5-8	10-24
8800V	19.95	17.95	15.95
8801-1	14.95	12.45	11.95

P pattern plugboards for IC's Epoxy Glass 1/16" 44 pin con spaced 156

3662 6.5" x 4.5" \$7.65
3662-2 9.6" x 4.5" \$11.45

Hi-Density Dual-In-Line Plugboard for Wire Wrap with Power & Gnd Bus Epoxy Glass 1/16" 44 pin con spaced 156

3682 9.6" x 4.5" \$10.97
3682-2 6.5" x 4.5" \$9.81

MICROPROCESSORS

FE	16.95
280 (2MHz)	20.00
280A (4MHz)	25.00
CDP1802CD	17.95
AM2901	20.00
6502	11.95
6800	16.95
6802	25.00
8008 I	12.95
8035	20.00
8035-S	21.00
8080A	10.00
8085	23.00
TMS9900TL	49.95

8080A SUPPORT DEVICES

8212	2.90
8214	4.65
8216	2.75
8224 (2MHz)	4.30
8224-4 (4MHz)	9.95
8276	2.75
8278	6.40
8278	6.40
8273	8.00
8251	7.50
8253	20.00
8255	8.50
8257	20.00
8259	20.00
8275	75.00
8279	18.50

6800 PRODUCT

6810P	4.00
6820P	6.60
6821P	6.60
6828P	11.25
6834P	16.95
6844L	29.95
6845L	29.95
6846L	35.00
6846P1	30.00
6850P	8.65
6852P	11.00
6860P	9.25
6862P	12.00
6871P	28.75
6875P	8.75
6880P	2.50

KIM SUPPORT DEVICES

6102	8.00
6502	11.95
6520	10.00
6522	9.25
6530-002	15.95
6530-003	15.95
6530-004	15.95
6530-005	15.95
6532	17.95

USRT

S2350	10.95
-------	-------

UARTS

AY51013A	5.75
AY51014A	8.25
TR1602B	5.25
TMS6011	5.95
IM6402	9.00
IM6403	9.00

BAUD RATE GENERATORS

MC14111	10.00
14411 Crystal	4.95

CHARACTER GENERATORS

2513 Upper (12V)	6.75
2513 Lower (12V)	6.75
2513 Upper (5volt)	9.75
2513 Lower (5 volt)	10.95
MCM6571 Un Scan	10.95
MCM6571A Down Scan	10.95

FLOPPY DISC CONTROLLER

1771R01	39.95
1791	69.95

KEYBOARD CHIPS

AY52376	13.75
AY53600	13.75
MM5740	18.00

PROM S

1702A	8.00
2708	9.95
2716(5-12)T1	25.00
2716(5-) INTL	60.00
2758(5v)	23.40

DYNAMIC RAMS

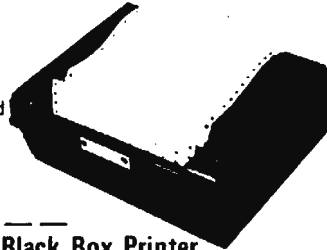
416D/4116 (250ns)	12.50
2104/4096	4.00
2107B.4	3.95
TMS4027/4096 (300ns)	4.00
MM5270	4.50
MM5280	3.60

STATIC RAMS

1-24	25-99
21L02 (450ns)	1.50
21L02 (250ns)	1.75
2101 I	2.95
2111 I	3.25
2112 I	2.65

EXPANDOR'S BLACK BOX PRINTER

This 64-character ASCII impact printer with 80-column capability is portable and uses standard 8 1/2" paper and regular typewriter ribbon. Base, cover and parallel interface are included. Assembled and complete with manual and documentation.



only **\$430.00**
(90 day manufacturer's warranty)

TRS-80 Interface Cable for Black Box Printer

with mating connectors: **\$48.00**
(must be used with expansion module, +8v/1 amp power supply required)

Power Supply for TRS-80/Black Box Printer **\$49.00**

THE KIM-1
\$179

Low price includes
KIM-1 Module monitor
programs stored in
2048 ROM Bytes User
Manual wall size Schematic Hardware Manual
Programming Manual
Programmers Reference
Card Keyboard Display

JADE 8080A

with full documentation
Kit **\$100.00**
Assm. & Tested **\$149.95**
Bare Board **\$30.00**

JADE Z80

with provisions for ONBOARD
2708 and POWER ON JUMP

2 MHz
Kit **\$135.00**
Assm. & Tested **\$185.00**

4 MHz
Kit **\$149.95**
Assm. & Tested **\$199.95**
Bare Board **\$35.00**

★ STATIC RAM SPECIALS ★

2114's, low power (1024x4)				
	1-15	16-99	100 +	
450ns	8.00	6.95	5.50	
250ns	9.00	8.00	6.50	
TMS4044/MM5257, low power				
450ns	8.00	7.50	6.50	
250ns	9.95	8.75	8.00	
4200A (4Kx1, 200ns)				
	9.95	8.50	8.00	

THE SYN-1
\$245

6502 - based single board computer with keyboard/display, KIM-1 hardware compatible, complete documentation.

KIMSI INTERFACE/MOTHERBOARD

Makes S-100 cards plug-in compatible with KIM!
Kit **\$125.00**
Assembled & Tested **\$165.00**

BETSI INTERFACE/MOTHERBOARD

Makes S-100 cards plug-in compatible with PET!
Kit **\$119.00**
Assembled & Tested **\$159.00**



ZIP DIP® II Socket

This new type of zero insertion pressure dual in-line package socket (ZIP DIP II) is perfectly suited for both hand test and burn-in requirements.

The ZIP DIP II socket has been designed for the utmost simplicity in its mechanical action. Coupled with a thoughtful system of ramps and bevels to guide the device leads into the contacts results in a socket into which the device can literally be dropped. With the flip of a locking lever the socket is ready to operate with exceptionally good electrical contact. Flip the lever again and the device may be extracted with zero pressure being exerted on the leads by the socket contacts.

PRICES:

16 pin Zip Dip II	\$5.50
24 pin Zip Dip II	\$7.50
40 pin Zip Dip II	\$10.25

JADE Computer Products

4901 W. ROSECRANS AVENUE
Department "B"
HAWTHORNE, CALIF. 90250

THE PIGGY IS COMING!



Cash, checks, money orders, and credit cards accepted. Add freight charge of \$2.50 for orders under 10 lbs and \$1.00 service charge for orders under \$10.00. Add 6% sales tax on all parts delivered in California. Discounts available at OEM quantities.

WRITE FOR OUR FREE CATALOG

All prices subject to change without notice.

TRS-80 Apple II
MEMORY EXPANSION KITS

4116's
8 for **\$85.00**
(16Kxl, 200ns)
includes dip plugs and instructions

★ **TRS-80 Kit** ★
(16Kxl, 300ns)
includes connectors and instructions
\$90.00

Look!

DYNAMIC RAM BOARDS EXPANDABLE TO 64K

32K VERSION • KITS
Uses 4116 (8Kx1, 250ns) Dynamic RAM's, can be expanded in 8K increments up to 32K:

8K	\$199.00
16K	\$255.00
24K	\$310.00
32K	\$369.00

64K VERSION • KITS
Uses 4116 (16Kx1, 250ns) Dynamic RAM's, can be expanded in 16K increments up to 64K.

16K	\$292.00
32K	\$432.00
48K	\$578.00
64K	\$721.00

EPROM BOARD KITS

EPM-1 (uses up to 4K of 1702) **\$59.95**
JG8/16 (uses 2708 or 2716) **\$69.95**

MEM-2 16K Static RAM Board

S-100, fully buffered, with PHANTOM and bank addressing capabilities, can be addressed at 4K boundaries.


250ns Kit	\$285.00
450ns Kit	\$250.00
250ns A&T	\$350.00
450ns A&T	\$325.00

STATIC RAM BOARDS

JADE 8K	
Kits: 450ns	\$125.95
250ns	\$149.75
Assembled & Tested:	
450ns	\$139.75
250ns	\$169.75
Bare Board:	\$25.00
16K - Uses 2114's (low power)	
Assembled & Tested:	
RAM 16 (250ns)	\$375.00
RAM 16B (450ns)	\$325.00
16K with memory management	
Assembled & Tested:	
RAM 65 (250ns)	\$390.00
RAM65B (450ns)	\$350.00

32K Static	
Assembled & Tested:	
250ns	\$795.00
450ns	\$725.00
250ns Kit	\$575.00

New Clock Board Features Battery Backup and Crystal Control



This board keeps time in 100 μ s increments for periods as long as 100,000 days. An Interrupt feature has been provided which can be programmed for any change in a clock digit to help make efficient use of computer time. The clock is crystal controlled for accuracy and an on board, 9 V rechargeable battery keeps the clock running during computer down times.


It is set by entering binary coded decimal digits at each time port. The

clock stops the moment the first digit is entered and starts again on the first "read" command. A "write protect" switch prevents the clock from being accidentally stopped or changed. The clock can be used with most BASICs.

The price of the 100,000 day clock is \$219 assembled and tested, and \$179 in kit form. Write to Mountain Hardware Inc, 5523A Scotts Valley Dr, Scotts Valley CA 95066. ■

Circle 577 on inquiry card.


Video Boards Interface Video Monitor to Intel Single Board Computer Bus



The MSBC family of video interface boards are designed to interface a video monitor to the Intel single board computer bus. The two cards in the family may be used either singly or in combination to provide a variety of alphanumeric and graphic display capabilities. Graphic resolution ranging from 256 by 256 to 512 by 512 points may be obtained from the MSBC-512, while a 24 line by 80 character display is produced by the MSBC-2480. Multiple cards provide limitless possibilities for color or grey scale imaging. A set of software packages are available to facilitate use of the single board computer system. For further information about the MSBC family, contact Matrox Electronic Systems, POB 56, Ahuntsic Station, Montreal, Quebec CANADA H3L 3N5. ■

Circle 578 on inquiry card.

COMMERCIAL GRADE EQUIPMENT - HOBBYIST PRICES!!



NO RISK! 15 DAY APPROVAL ON ALL MAIL-ORDERS. FULL REFUND ON RETURNS.

- **SELECTRIC I/O TERMINALS** (by GTE/Information Systems). Both ASC II & IBM code versions with microcomputer interface software & hardware (RS-232 connector.) Cassette drive models permit up to 2400 baud data transfer rate as well as off-line data storage, use as memory typewriter, & use as data entry device for office personnel familiar with Selectric Typewriters but not computers. Wide-carriage, interchangeable type spheres; optional built-in modem. All units cleaned, adjusted & warranted.
 - Model 5541 \$695.00
 - Model 5550 (corres. code, built-in cassette drive) \$1195.00
 - Model 5560 (ASC II code, built-in cassette drive) \$1295.00
- **IBM SELECTRIC 725 TYPEWRITER I/O** w/solenoids switches & magnet driver PCB (from GTE/IS terminal) plus instructions for 8080 printer/driver interface.
 - a) Typewriter mechanism complete, cleaned & adjusted . . . \$375.00
 - b) Case from terminal & power supply (+24V, \pm 12V, +5V @ 5A) 75.00
 - c) a & b plus complete interface to mCPU 8-bit parallel port and 8080 language printer-driver/ASCII translation program \$600.00
- **IBM SELECTRIC ACCESSORIES:**
 - a) Pin-feed Platens (13 1/8" pin-to-pin) for 15" carriage typewriters (new) \$50
 - b) APL Type Spheres (EBCD No. 988, Corres. Code No. 987), new \$20
 - c) I/O Conversion Kit for 13" or 15" Office Selectric I or II: \$200.00
- **DIGITAL CASSETTE DRIVE** (from GTE/IS Terminal): 1800 baud, 6"/sec; AC motor; fwd/rewnd circuitry plus tape head, no read/write electronics \$25.
- **FORMS TRACTORS**, Moore Variable width "Form A-Liner" for print terminals:
 - a) Model 565P for 15" Carriage IBM Selectrics (new): \$50.00
 - b) Model K81 for QUME or DIABLO Hytype I or II printers (new): \$90.00

- **DAISY-WHEEL I/O TERMINALS** by Gen Com Systems (30 day warranty)
 - Model 300: Full ASCII keyboard, 30 cps, Hytype I printer, RS-232 \$1600
 - Model 300Q: Same as above w/QUME printer, 45 cps-\$2100, 55 cps-\$2200
- **MODEMS:** Bell 103 & 202 styles by VADIC Corp.
 - Bell 103: 0-300 baud, full-duplex, asynchronous serial data transfer; includes auto answer circuitry; 3,000 mile range.
 - VADIC PCB (Send, Receive, Control) w/interface instructions \$89.95
 - VADIC PCB w/power supply, case, LED's, EIA connectors \$149.95
 - Bell 202: 0-1200 baud, half-duplex, w/reverse channel transmission.
 - VADIC PCB w/Reverse channel, manual DAA style \$149.95
 - VADIC PCB w/power supply, case, LED's, EIA connectors \$219.95
- **INTERDATA 8-BIT MINICOMPUTER** (Model One), includes full front panel, 4K core memory (16K addressable), built-in teletype port, 4 DMA channels, software. Optional serial I/O card, tape drive controller & software for Ampex CPU controller diagram (requires only 11 I/C's) & MCPU interface instructions. \$300.00
- **AMPEX MODEL TMX TAPE DRIVES:** Ideal for microcomputerist who wants backup mass storage or access to IBM-type systems via standardized 2400 series 1/2" mag tape. Specs: 9-track, NR21 standard, 800 BPI, 12"/sec., 1200 ft. reels (11 megabyte capacity.) Drive is like new & comes with 8-bit CPU controller diagram (requires only 11 I/C's) & MCPU interface instructions.
 - Prices: Drive & Documentation \$750.00
 - Controller & cable for MCPU, assembled & tested \$200.00
 - Hi-speed search option: controller moves drive at 72"/sec. \$ 50.00
 - Software listing to read std IBM tapes, translate to ASC II. \$ 50.00
- **POWER SUPPLIES** for Disk Drive, mCPU, tested under load shown:
 - No. 519 (w/fan & AC cord): +5V reg., \pm 12V reg., +24V, @5A (10 lb.) \$39.95
 - LAMBDA No. LMEE5 w/OV protect: +5V reg @25A (35 lb.) \$59.95

Call or write for details, quantity prices, catalog. 15 day return privilege PLUS 90 day no charge replacement of defective parts. All orders shipped from stock. No back orders, no substitutions. M/C & VISA accepted.

PACIFIC OFFICE SYSTEMS, INC.
2600 El Camino Real, Suite 502
Palo Alto, Calif. 94306
(415) 321-3866

Full documentation included PLUS interface instructions where indicated. All equipment is shipped insured FOB Palo Alto within 14 days after check clears or COD order is received. Prices may change without notice.

VISIBLE
OR
INFRA RED

USED FOR CHARACTER
RECOGNITION FOR
COMPUTERS WITH
EXTERNAL CIRCUITS

MAY BE USED IN
A VACUUM,
UNDER WATER,
HIGH ALTITUDE

IN MAGNETIC ENVIRONMENT
BECAUSE THERE IS NO
HIGH VOLTAGE OR
MAGNETIC DEFLECTION

MINATURE SOLID STATE 202 VIDEO CAMERA KIT

FEATURING A... 100 x 100 BIT SELF SCANNING CHARGED COUPLED DEVICE


THIS UNIQUE UPDATED CAMERA KIT
FEATURES THE FAIRCHILD CCD 202C IMAGE SENSOR

ADVANTAGES

- IN THE FUTURE WE WILL SUPPLY A COMPUTER VIDEO INTERFACE CARD
- All clock voltages operate at 6V requiring no adjustments
- Higher video output signal
- We supply the power board, so only a 5V 1 Amp power source is needed
- The circuitry has been simplified for easier assembly
- Two level TTL output is supplied for interfacing

FEATURES

- Sensitive to infra red as well as visible light
- May be used for IR surveillance with an IR light source
- Excellent for standard surveillance work, because of light weight and small size
- All components mounted on parallel 3 3/4" x 6 1/2" single sided boards
- Total weight under 1 lb.



We supply all semiconductors, boards, data sheets, diagrams, resistors and capacitors, and 8MM lens. Sorry we do not supply the case, batteries and 5V supply.

\$349.00 KIT

Add \$75.00 to assemble and test
Add \$2.00 Postage and Handling

UNIVERSAL 4Kx8 MEMORY BOARD KIT
\$69.95
32-2102-1 fully buffered, 16 address lines, on board decoding for any 4 of 64 pages, standard 44 pin buss, may be used with F-8 & KIM

EXPANDABLE F8 CPU BOARD KIT
\$99.00
featuring Fairbug PSU 1K of static ram, RS 232 interface, documentation, 64 BYTE register

C/MOS (DIODE CLAMPED)

4001	- 18	4019	37	4049	- 35	74C73	- 85
4002	- 18	4020	90	4050	- 35	74C74	- 45
4006	- 95	4021	90	4055	- 110	74C83	- 115
4007	- 18	4022	- 90	4056	- 125	74C88	- 40
4009	- 37	4023	- 18	4058	- 70	74C93	- 75
4010	- 37	4024	- 75	4071	- 18	74C151	- 140
4011	- 18	4025	- 18	4076	- 97	74C160	- 105
4012	- 18	4027	- 37	4079	- 70	74C161	- 105
4013	- 29	4028	- 80	74C00	- 22	74C174	- 105
4014	- 75	4029	- 95	74C02	- 22	74C175	- 105
4015	- 75	4030	- 37	74C04	- 24	74C193	- 120
4016	- 28	4032	- 97	74C08	- 22	74C901	- 48
4017	- 30	4034	- 55	74C10	- 27	74C962	- 48
4018	- 50	4046	- 135	74C42	- 85	74C914	- 120

7408 P5222 INTERFACE	\$ 1.40	2118 IC STATICS RAM 1024	\$ 8.50
1609 P5222 INTERFACE	\$ 2.25	4116	\$ 1.90
2607 P5222 INTERFACE	\$ 1.35	4078 2028C 512K RAM	\$ 1.40
2108 P5222 INTERFACE	\$ 1.75	1KV 800L	\$ 3.40
745 300K 500K 100K 100K	\$ 1.75	500K 500K	\$ 1.90
2118 10K	\$ 1.95	8253	\$ 1.10
2523 2028C 512K RAM	\$ 1.45	8257	\$ 1.25
2117 2028C 512K RAM	\$ 1.15	AY-5 2028C 512K	\$ 2.25
2014 4K 2028C 512K	\$ 2.25	74180	\$ 4.95
2021 1K 4000	\$ 1.95	82C01	\$ 1.95
4102 1K 4000	\$ 1.75	82C02	\$ 1.95
82C03	\$ 1.95	82C04	\$ 1.95
2021 2K 4000	\$ 2.45	82C05	\$ 1.95
2111 1K 4000	\$ 1.45	82C06	\$ 1.95
2112 2K 4000	\$ 1.45	82C07	\$ 1.95

CRYSTALS \$3.45 ea.	RIBBON CABLE
4000 KHZ	26 COND. 1/2" 50/50 FTOL
5000 KHZ	30 COND. 1/2" 50/50 FTOL
6000 KHZ	30 COND. 1/2" 50/50 FTOL
8000 KHZ	30 COND. 1/2" 50/50 FTOL
10000 KHZ	30 COND. 1/2" 50/50 FTOL

CTS 206-8 eight position dip switch ... \$1.60
CTS-206-4 four position dip switch ... \$1.45
LIGHT ACTIVATED SCR'S TO 18 200V 1A ... \$.70

SILICON SOLAR CELLS
2 1/2" diameter 4V at 500 ma \$4.00

FND 359 C.C. 1" \$.50

LED READOUTS

FCS 8024 4 digit	DL 704 C.A. 3" \$.75
C.C. 8" display	DL 747 C.A. 6" \$1.75
FND 503 C.C. 5" \$.85	FND 803 C.C. 8" \$1.95
FND 510 C.C. 5" \$.85	FND 810 C.C. 8" \$1.95
DL 704 3" C.C. \$.85	

PRINTED CIRCUIT BOARD
4 1/2" x 6 1/2" SINGLE SIDED EPOXY BOARD 1 1/8" Thick, 100% THERMOSET \$5.60 ea. 5/52.80
7 WATT LD 65 LASER DIODE IR \$8.95

2N 3820 P FET \$ 45
2N 5457 N FET \$ 45
2N2548 UJT \$ 45
ER 500 TRIGGER DIODES 4 \$1.00
2N 6028 PROG. UJT \$.65

MINIATURE MULTI-TURN TRIM POTS
100, 1K, 2K, 5K, 10K, 20K, 50K, 100K, 200K, 500K, 1Meg, 2Meg, \$.75 each \$2.00

CHARGED COUPLE DEVICES
CCD 201C 100x100 Image Sensor ... \$90.00
CCD 202C 100x100 Image Sensor ... \$145.00

VERIPAX PC BOARD ... \$4.00
This board is a 1/16" single sided preper epoxy board, 4 1/2" x 6 1/2" DRILLED and ETCHED which will hold up to 21 single 14 pin IC's or 8, 16 or LSI DIP IC's with busses for power supply connector.

F 100 PHOTO TRANS \$.50
RED, YELLOW, GREEN or AMBER
LARGE LED'S 2" \$1.00
TIL-118 OPTO-ISOLATOR \$.75
MOLEX PINS 1000/\$8.00

1 WATT ZENERS: 3.3, 4.7, 5.6, 6.9, 11.0, 12, 15, 18, or 22V \$1.00
MCB880 MODERN CHIP ... \$9.95
MCM 6571A 7 x 9 character gen ... \$10.75

Silicon Power Rectifiers

PRV 1A	3A	12A	50A	125A	200A
100 06 14 30 80 3 70 5.00					
200 07 20 35 115 4 25 6.50					
400 09 25 50 140 6 50 8.50					
600 11 30 70 180 8 50 12.50					
800 15 35 90 230 10 50 16.50					
1000 20 45 110 275 12 50 20.00					

SAB 1024-A RELOCION 1024 stage analog "Bucket Brigade" shift register. \$14.95
IN 4148 (IN914) 15 \$1.00

RS232 DB 25P male \$2.25
DB 25F female \$2.95
HOODS \$1.00

REGULATORS

309K	\$ 1.20	340K 12.15	
723	\$.80	or 24V	\$.05
LM 376	\$.60	340T-5, 6, 8, 12	
320T-12, 15		15, 18, or 24V \$.95	
or 24V	\$1.25	78 MG	\$1.35
		75 MG	\$1.35

TRANSISTOR SPECIALS

2N6233-NPN SWITCHING POWER	\$ 1.99
MRF-8004-CB RF Transistor NPN	\$.75
2N3777 NPN Si TO 3	\$ 1.00
2N1546 PNP GE TO 3	\$.75
2N4008 PNP Si TO 3	\$ 1.00
2N6096 NPN Si TO 3 (Discontinued)	\$ 1.70
2N5086 PNP Si TO 92	4 \$ 1.00
2N3137 NPN Si RF	\$.55
2N3919 NPN Si TO 3 RF	\$ 1.50
2N1420 NPN Si TO 5	3/\$ 1.00
2N3767 NPN Si TO 6G	\$.70
2N2222 NPN Si TO 18	5/\$ 1.00
2N3055 NPN Si TO 3	\$.60
2N3904 NPN Si TO 92	6/\$ 1.00
2N3906 PNP Si TO 92	6/\$ 1.00
2N5296 NPN Si TO 220	\$.50
2N6109 PNP Si TO 220	\$.55
2N3638 PNP Si TO 5	5/\$ 1.00
MPS4 13 NPN Si	4/\$ 1.00

TTL IC SERIES

7400	- 13	7446	- 85	74161	- 61
7401	- 13	7448	- 88	74163	- 61
7402	- 13	7449	- 88	74164	- 94
7403	- 13	7450	- 15	74165	- 58
7404	- 15	7472	- 26	74167	- 55
7405	- 13	7473	- 26	74168	- 55
7406	- 18	7474	- 28	74169	- 85
7407	- 20	7475	- 28	74170	- 85
7408	- 18	7476	- 30	74171	- 88
7409	- 18	7480	- 31	74173	- 120
7410	- 18	7483	- 85	74174	- 85
7411	- 18	7485	- 87	74175	- 85
7412	- 13	7486	- 28	74176	- 75
7413	- 38	7489	- 125	74177	- 75
7414	- 80	7490	- 42	74178	- 85
7415	- 22	7491	- 58	74179	- 75
7417	- 26	7492	- 43	74180	- 100
7420	- 13	7493	- 43	74191	- 100
7421	- 28	7494	- 87	74192	- 79
7426	- 22	7495	- 85	74193	- 79
7427	- 19	7498	- 85	74194	- 80
7429	- 13	7499	- 28	74195	- 80
7432	- 32	74121	- 29	74196	- 88
7437	- 37	74122	- 38	74278	- 55
7438	- 21	74123	- 46	74367	- 50
7440	- 12	74126	- 40	75205	- 1.50
7441	- 70	74126	- 40	75491	- 50
7442	- 37	74150	- 64	75492	- 50

DATA CASSETTES 1/2 HR \$.95
22/44 Pin Solder Tail 156" Conn. \$1.95

MM 537AA new clock chip which will directly drive LED's 12/24 hrs., 1 supply & alarm \$5.95

NO. 30 WIRE WRAP WIRE SINGLE STRAND 100' \$1.40

ALCO MINIATURE TOGGLE SWITCHES
MTA 106 SPDT \$.95
MTA 206 DPDT \$ 1.70
MTA 206 P-DPDT CENTER OFF \$ 1.68
MSD 206 P-DPDT CENTER OFF LEVER SWITCH \$ 1.85

Full Wave Bridges

PRV	2A	5A	25A
100		1.30	
200	.75	1.25	3.00
400	.95	1.50	3.00
600	1.20	1.75	4.00

SANKEN AUDIO POWER AMPS
S1 1010 G 10 WATTS \$ 7.80
S1 1020 G 20 WATTS \$15.70
S1 1050 G 50 WATTS \$28.50

TANTULUM CAPACITORS

22UF 35V 5-51 00	5.8UF 35V 4-51 00
47UF 35V 5-51 00	10UF 10V \$.25
82UF 35V 5-51 00	22UF 25V \$.40
10UF 35V 5-51 00	15UF 35V 3/81.00
2.2UF 20V5 5-51 00	30UF 6V 5/81.00
3.3UF 20V 4-51 00	47UF 20V \$.36
4.7UF 15V 5/81.00	68UF 15V \$.40
	100UF 10V \$.40

74LS SERIES

74LS00	19	74LS123	- 70
74LS01	10	74LS134	- 70
74LS02	10	74LS139	- 70
74LS04	24	74LS191	- 69
74LS08	24	74LS193	- 59
74LS10	24	74LS196	- 67
74LS16	24	74LS198	- 67
74LS20	24	74LS199	- 67
74LS21	24	74LS200	- 79
74LS23	24	74LS201	- 79
74LS24	24	74LS202	- 79
74LS25	24	74LS203	- 79
74LS26	24	74LS204	- 79
74LS27	24	74LS205	- 79
74LS28	24	74LS206	- 79
74LS29	24	74LS207	- 79
74LS30	24	74LS208	- 79
74LS31	24	74LS209	- 79
74LS32	24	74LS210	- 79
74LS33	24	74LS211	- 79
74LS34	24	74LS212	- 79
74LS35	24	74LS213	- 79
74LS36	24	74LS214	- 79
74LS37	24	74LS215	- 79
74LS38	24	74LS216	- 79
74LS39	24	74LS217	- 79
74LS40	24	74LS218	- 79
74LS41	24	74LS219	- 79
74LS42	24	74LS220	- 79
74LS43	24	74LS221	- 79
74LS44	24	74LS222	- 79
74LS45	24	74LS223	- 79
74LS46	24	74LS224	- 79
74LS47	24	74LS225	- 79
74LS48	24	74LS226	- 79
74LS49	24	74LS227	- 79
74LS50	24	74LS228	- 79
74LS51	24	74LS229	- 79
74LS52	24	74LS230	- 79
74LS53	24	74LS231	- 79
74LS54	24	74LS232	- 79
74LS55	24	74LS233	- 79
74LS56	24	74LS234	- 79
74LS57	24	74LS235	- 79
74LS58	24	74LS236	- 79
74LS59	24	74LS237	- 79
74LS60	24	74LS238	- 79
74LS61	24	74LS239	- 79
74LS62	24	74LS240	- 79
74LS63	24	74LS241	- 79
74LS64	24	74LS242	- 79
74LS65	24	74LS243	- 79
74LS66	24	74LS244	- 79
74LS67	24	74LS245	- 79
74LS68	24	74LS246	- 79
74LS69	24	74LS247	- 79
74LS70	24	74LS248	- 79
74LS71	24	74LS249	- 79
74LS72	24	74LS250	- 79
74LS73	24	74LS251	- 79
74LS74	24	74LS252	- 79
74LS75	24	74LS253	- 79
74LS76	24	74LS254	- 79
74LS77	24	74LS255	- 79
74LS78	24	74LS256	- 79
74LS79	24	74LS257	- 79
74LS80	24	74LS258	- 79
74LS81	24	74LS259	- 79
74LS82	24	74LS260	- 79
74LS83	24	74LS261	- 79
74LS84	24	74LS262	- 79
74LS85	24	74LS263	- 79
74LS86	24	74LS264	- 79
74LS87	24	74LS265	- 79
74LS88	24	74LS266	- 79
74LS89	24	74LS267	- 79
74LS90	24	74LS268	- 79
74LS91	24	74LS269	- 79
74LS92	24	74LS270	- 79
74LS93	24	74LS271	- 79
74LS94	24	74LS272	- 79</

Video Display Terminal Features Memory Lock



The Micro Bee 2 is an 8085A processor controlled buffered video display terminal. Among the Micro Bee 2 features is the ability to invoke the memory lock that allows the operator or host computer to lock a position of the display while entering or receiving data in the unlocked portion of the display memory. The invisible memory address pointer can be used to read to and write from the display memory, independent

of visible screen functions. Standard visual attributes include normal, reverse, blink, underline, and half intensity video levels. Logical attributes include protected data fields and numeric only fields, as well as modified data field transmission.


The display format is based on 24 lines of data with 96 characters in each line. 80 of the character positions are displayable, which leaves 16 non-displayable character cells available for field attributes. The line drawing graphics capability allows for the creation of forms on the display using the vertical and horizontal line features.

The expanded characteristics of the Micro Bee 2 include a bidirectional buffered serial auxiliary port, XY addressing, read cursor address, read terminal status, time of day clock, and 128 ASCII characters with descenders on lower case characters.

The Micro Bee 2 sells for \$1695 and is available from Beehive International, 4910 Amelia Earhart Dr, POB 25668, Salt Lake City UT 84125.■

Circle 615 on inquiry card.

Synchronous Interface Module from International Data Systems



The 88-SAI provides a synchronous or asynchronous interface for any S-100 bus processor. The 88-SAI is intended for use in special communications requirements such as synchronous communications between S-100 computers and large scale computers, high speed modems, data encryption devices, or other S-100 computers.


The module allows data transfer rate, word size, parity and a number of stop bits to be selected under software control. Also under software control are synchronous and asynchronous mode selection and functions associated with synchronous communications, such as the number of sync characters.

It is fully compatible with RS-232C interfaces. Additional provisions are made for interface to nonstandard devices requiring that various signals or handshake lines be inverted.

The 88-SAI is available in kit form for \$199, or assembled, tested and with a limited warranty for \$299. Contact International Data Systems Inc, 400 N Washington St, Suite 200, Falls Church VA 22046.■

Circle 616 on inquiry card.

16 Port Serial Board from Ohio Scientific



A new 16 port serial IO board has been announced by Ohio Scientific, 1333 S Chillicothe Rd, Aurora OH 44202. The board can be used on any Ohio Scientific computer system. It is available fully assembled as the Model CA10-X, where X specifies the number of serial ports on the board, from 2 to 16. The board features RS-232 and high speed synchronous interfaces that can be mixed in any combination. The communications transfer rate of each serial port is jumper selectable from a crystal control clock circuit able to support operations from 75 to 19,200 bps asynchronous, or 250 to 500 K bps in a

Used Computer Equipment Available

Computer TEXTile announces the availability of its line of reconditioned hard copy hardware. The company features the Diablo 300A terminal which uses the Diablo Hytype I daisy wheel printing mechanism and the Gen Com 3000 terminal which uses Qume Q30 series daisy wheel printing mechanism. Both of these terminals run at 30 characters per second, are ASCII encoded and come standard with an RS-232 interface. The Diablo terminal has an 82 key keyboard with 11 key numeric pad. The Qume terminal has an 86 key keyboard with a 15 key numeric pad. Both terminals have full graphics capability. The Qume terminal also features Super Plot which allows plotting at 5 to 50 times the speed obtainable with the Diablo.

Options include 45 and 55 characters per second mechanisms for some Qumes, pin feed platens and tractor form feeders. Both terminals come with a limited 30 day warranty.

The Diablo is priced at \$1995 and the Qume is \$2150. Computer TEXTile is located at 10960 Wilshire Blvd, Suite 1504, Los Angeles CA 90024.■

Circle 617 on inquiry card.

Alphanumeric Display and Keyboard Controller

The MTX-B1 is a general purpose programmable alphanumeric display and keyboard interface device for use with an 8 bit processor. The display portion provides all timing and refresh signals to drive up to 32 characters in standard 7, 14 or 16 segment formats. The keyboard portion provides all scanning signals, and debounces and decodes any keyboard with up to 64 keys. The single integrated circuit controller interfaces directly to the microprocessor via the data bus. Many intelligent commands for display and keyboard manipulation are incorporated.

The integrated circuit requires a single +5 V ($\pm 10\%$) 60 mA power supply. All display and keyboard input/output (IO) pins are TTL compatible. The MTX-B1 can be interfaced to any TTL, CMOS, or NMOS processor through an IO port or bus. The integrated circuit is available in a 40 pin dual-in-line package (DIP) for \$49. For more information write Matrox Electronic Systems, POB 56, Ahuntsic Sta, Montreal Quebec H3L 3N5 CANADA.■

Circle 618 on inquiry card.

synchronous mode. All 16 ports can be jumpered to be paged at the same address via Ohio Scientific's memory management hardware. Each port is based on a fully programmable ACIA capable of running both in asynchronous or fully synchronous mode. The CA10-X 16 port serial interface board is available for \$200 for the first two ports plus \$50 additional for each extra port up to 16.■

Circle 619 on inquiry card.

Visit our new retail location!

Visit our new retail location!



SAVE 10%

- LM3A 3 dig 1% DC \$120.80
 - LM3.5A 3 1/2 dig .5% DC \$142.65
 - LM40A 4 dig .1% DC \$188.10
 - LM4A 4 dig .03% DC \$225.00
- Rechargeable batteries and charger included
Measures DC Volts, AC Volts, Ohms and Current
Automatic polarity, decimal and overload indication
Measures DC Volts, AC Volts, Ohms and Current
Automatic polarity, decimal and overload indication
No zero adjustment and no full-scale ohms adjust
Battery-operated — NiCad batteries; also AC line operation.
Large LED display for easy reading without interpolation
Size: 1.7" H x 2.7" W x 4" D
Parts & labor guaranteed 1 year
Tilt stand option \$ 3.50
Leather case \$20.00



\$318. MS-15 MINISCOPE
With Rechargeable Batteries & Charger Unit

- 15 megahertz bandwidth.
- External and internal trigger.
- Time base — .1 microsec. to 0.5 Sec/div. 21 settings — 3%.
- Battery or line operation.
- Automatic & line sync modes
- Power consumption < 15 watts
- Vertical Gain — .01 to 50 Volts/Div 12 settings ± 3%
- Viewing area 1 1/2" x 1.35"
- Case size 2 7/8" H x 6 1/2" W x 7 5/8" D, 3 pounds
- Parts & labor guaranteed 1 year
- 10 to 110 meg private
- Leather carrying case

MS-215 Dual Trace Version of MS-15 \$435.

3 LEVEL GOLD WIRE WRAP SOCKETS

Sockets purchased in multiples of 50 per type may be combined for best price.

	1-24	25-49	50-99	100-249	250-999	1K-5K
8 pin*	.41	.38	.35	.31	.27	.23
14 pin*	.39	.38	.36	.32	.29	.27
16 pin*	.43	.42	.39	.35	.32	.30
18 pin	.63	.58	.54	.47	.42	.36
20 pin	.80	.75	.70	.63	.58	.53
22 pin*	.90	.85	.80	.70	.61	.57
24 pin	.90	.84	.78	.68	.63	.58
28 pin	1.10	1.00	.90	.84	.76	.71
40 pin	1.50	1.40	1.30	1.20	1.04	.89

All sockets are GOLD 3 level closed entry * End and side stackable 2 level, Solder Tail, Low Profile, Tin Sockets and Dip Plugs available CALL FOR QUOTATION

SALE S-100 BUS EDGE CONNECTORS SALE

5100-WWG 50/100 Cont 125 pins 3 LEVEL WIRE WRAP 025 50 cts
on 250 spaced rows. GOLD plated
1-4 \$9 10-24 \$4.00 \$3.75 \$3.00

5100-STG 50/100 Cont 125 cts
DIP SOLDER TAIL on 250 spaced rows for VECTOR and MASI mother boards GOLD plated
1-4 \$9 10-24 \$3.50 \$3.25 \$3.00

8801-3 50/100 Cont 125 cts
PERCED SOLDER EYELET tails GOLD
1-4 \$9 10-24 \$3.00 \$2.75 \$2.50


8844-Q 22/44 Cont 150 cts
GOLD plated
1-4 \$9 10-24 \$5.00 \$4.75 \$4.50

8844-Q 22/44 Cont 150 cts
PERCED SOLDER EYELET tails WRAP tails GOLD
1-4 \$9 10-24 \$4.00 \$3.75 \$3.50

GD-1 (MSA) Style Card Guides \$99.00
ATTN: OEM's and Dealers, many other connectors available call or quotation

LIQUID CRYSTAL DIGITAL CLOCK-CALENDAR

- For Auto, Home, Office
- Small in size (2x2 1/2 x 1/2)
- Push button for seconds release for date.
- Clocks mount anywhere with either 3M double-stick tape or VELCRO, included
- 2 MODELS AVAILABLE
- LCD-101, portable model runs on self-contained batteries for better than a year
- LCD-102, runs on 12 Volt system and is back-lighted
- LCD-101 or LCD-102 your choice



\$34.95 Clear desk stand for \$2.00

8803 MOTHER BOARD FOR S100 BUS MICRO-COMPUTERS

Price: **\$29.50**

- Includes 12 16-pin capacitors for +5, +12, -12 volts and other logic timing voltages
- Wiring tabs shown. Components take bare epoxy glass with white markings for component ID.
- 610 epoxy glass board with 2 ounce copper solder plating and 0.38 ounce-oz. for heat
- Solder mask with silver undercoat on critical areas to avoid accidental short circuits
- Mounts 11 capacitors with 100 contacts (2 rows) or 125 contacts with 250 new spacing
- Includes 1000V surge protectors for option of active pull-up, or loading terminated
- Large traces — 5V and GND (10 AMP), ± 12V or 18V (10 AMP) Current ratings are per MIL-STD-275 with 100% test
- Fits in Vector-pak enclosures
- Fits in IBM 8080 microcomputer as expansion board

Vector Plugboards

8800V Universal Microcomputer/processor plugboard, use with S-100 bus. Complete with heat sink and hardware 5 3/4" x 10" x 1/16"

1-4	5-9	10-24
\$19.95	\$17.95	\$15.95

8801-1

Same as 8800V except plain, less power buses & heat sink

1-4	5-9	10-24
\$14.95	\$13.45	\$11.95

3677 9.6" x 4.5" \$10.90

3682-2 8.5" x 4.5" \$9.81

3677-2 6.5" x 4.5" \$9.74

3662 6.5" x 4.5" \$7.65

3662-2 9.6" x 4.5" \$11.45

Gen. Purpose D.I.P. Boards with Bus Pattern for Solder or Wire Wrap. Epoxy Glass 1/16" 44 pin con. spaced .156

CARD EXTENDER 3690-12
Card Extender has 100 contacts 50 per side on .125 centers-Attached connector is compatible with S-100 Bus Systems. \$25.83
3690 6.5" 22/44 pin .156 cts. Extenders \$13.17

1/16" Vector BOARD .042 dia holes on 0.1 spacing for IC's

Phenolic	PART NO.	SIZE	PRICE
	84P44XXXP	4.5x6.5"	\$1.56 \$1.40
	169P44XXXP	4.5x17"	\$3.69 \$3.32

Epoxy Glass	PART NO.	SIZE	PRICE
	84P44	4.5x6.5"	\$1.79 \$1.61
	84P44	4.5x8.5"	\$2.21 \$1.99
	169P44	4.5x17"	\$4.52 \$4.07
	169P84	8.5x17"	\$8.03 \$7.23

TRS-80 MEMORY EXPANSION KITS

4116's RAMS (16Kx1 300ns) 8 for *79**

add \$5.00 for new Programming Jumpers for TRS-80 may also be used for S.D. EXPANDORAM

2708 8K 450 ns EPROM FACTORY PRIME \$ 9.00 EA.

25 + Call For Price

14 & 16 PIN GOLD 3 LEVEL WIRE WRAP SOCKETS

14 - G3 100 for \$30.00
16-G3 100 for \$30.00
50 of each for \$32.00

Sockets are End & Side stackable, closed entry

PANA VISE

315 315-S same as 315 but with 14" bar to accommodate "S100" boards. PRICE: \$17.95

305 LOW-PROFILE BASE PRICE: \$11.95

300 STANDARD BASE PRICE: \$11.95

380 VACUUM BASE PRICE: \$16.95

303 STANDARD VISE HEAD PRICE: \$12.95

304 HORIZONTAL JAW VISE HEAD PRICE: \$12.95

306 WIDE OPENING VISE HEAD PRICE: \$12.95

PANAVISE TILTS, TURNS, AND ROTATES TO ANY POSITION. IT HOLDS YOUR WORK EXACTLY WHERE YOU WANT IT.

LEDU 1M-10A List \$85.00 SPECIAL \$54.95 with tube

Perfectly balanced fluorescent lighting with precision magnifier lens. Tough thermoplastic shade. Easy lens removal. New wire clip design permits easy installation and removal of fluorescent tube. Comes with plastic shield to protect tube from soiling and damage.

Colors: Gray, Black, and Chocolate Brown. Comes with one 22 watt T-9 Circline fluorescent tube, 3 dioper lens.

ORDER TOLL FREE 1-800-423-5633

except CA, AK, HI, Call (213) 894-8171

Price Breakthrough! \$16.95 or 3 for \$45.00 MA1003 CAR CLOCK

Bright Green Fluorescent Display Crystal Time Base Assembled, just add switches and 12 VDC.

SPECIAL

14CS2 100 for \$14.00
16CS2 100 for \$16.00
14 pin CS2 10 for \$2.00
18 pin CS2 8 for \$2.00

These low cost DIP sockets will accept both standard width plugs and chips. For use with chips, the sockets offer a low profile height of only .125" above the board. These sockets are end stackable.

Vector WRAP POST

for .042 dia. holes (all boards on this page)
T44C pkg. 100 . . . \$ 2.34
T44M pkg. 1000 . . . \$14.35
A-13 hand installing tool \$ 2.94

PRIORITY ONE ELECTRONICS

16723B Roscoe Blvd. Sepulveda, CA 91343

Terms: VISA, MC, BAC, check, Money Order, C.O.D., U.S. Funds Only. CA residents add 6% sales tax. Minimum order \$10.00 Orders less than \$75.00 include 10% shipping and handling; excess refunded. Just in case . . . please include your phone no.

phone orders welcome (213) 894-8171 OEM and Institutional inquiries invited.

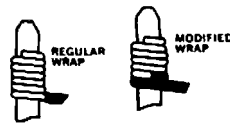
24 PIN DIP PLUGS WITH COVERS

3 / \$1.00
40 / \$10.00

Visit our new retail location!



HOBBY WRAP TOOL

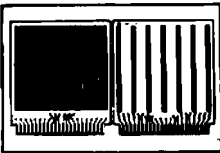


STRIP WRAP UNWRAP



Wire-wrapping, stripping, unwrapping tool for AWG 30 on .025 (0.63mm) Square Post.

Regular Wrap	WSU-30	\$4.99
Modified Wrap	WSU-30M	\$7.99



P.C. BOARD

The 4 x 4.5 x 1/16 inch board is made of glass coated EPOXY Laminate and features solder coated 1 oz. copper pads. The board has provision for a 23/44 two sided edge connector, with contacts on standard 156 spacing. Edge contacts are non-dedicated for maximum flexibility. The board contains a matrix of .040 in. diameter holes on 100 inch centers. The component side contains 76 two-hole pads that can accommodate any DIP size from 640 pins, as well as discrete components. Typical density is 18 or 14-Pin or 16-Pin DIPs. Components may be soldered directly to the board or intermediate sockets may be used for soldering or wire-wrapping. Two independent bus systems are provided for voltage and ground on both sides of the board. In addition, the component side contains 14 individual busses running the full length of the board for complete wiring flexibility. These busses enable access from edge contacts to distant components. These busses can also serve to augment the voltage or ground busses, and may be cut to length for particular applications.

Hobby Board	H-PCB-1	\$4.99
-------------	---------	--------

PRECUT WIRE

Fast • Reliable • Economical


- No more cutting & stripping by hand
- Good, clean, uniform strip
- Cheaper than using bulk wire

PRECUT WIRE		BULK WIRE	
#30 Kynar stripped 1" on each end. Lengths are overall. Colors: Red, Blue, Green, Yellow.			
2 1/2 in.	100	500	100
3 in.	.78	2.40	6 1/2 in.
3 1/2 in.	.82	2.80	7 in.
4 in.	.86	2.80	7 1/2 in.
	.90	3.00	8 in.
4 1/2 in.	.94	3.21	8 1/2 in.
5 in.	.98	3.42	9 in.
5 1/2 in.	1.02	3.85	9 1/2 in.
6 in.	1.06	3.85	10 in.

WIRE KITS

#1 \$4.95 (2.2 "/th> <th colspan="2">#2 \$19.95 (1.9 "/th> </th>		#2 \$19.95 (1.9 "/th>	
250 3"	100 4 1/2"	250 2 1/2"	250 5"
250 3 1/2"	100 5"	500 3"	100 5 1/2"
100 4"	100 6"	500 3 1/2"	250 6"
		500 4"	100 6 1/2"
		250 4 1/2"	100 7"

PC CARD GUIDES



QUANTITY - ONE PAIR (2 pcs.)

TR-1 consists of 2 guides precision molded with unique spring finger action that dampens shock and vibration, yet permits smooth insertion or extraction. Guides accommodate any card thickness from .040-.100 inches.

Card Guides	TR-1	\$1.99
-------------	------	--------




PC CARD GUIDES & BRACKETS

QUANTITY - ONE SET (4 pcs.)

TRS-2 kit includes 2 TR-1 guides plus 2 mounting brackets. Support brackets feature unique stabilizing post that permits secure mounting with only 1 screw.

Guides & Brackets	TRS-2	\$3.79
-------------------	-------	--------



WIRE DISPENSER

- With 50 ft. Roll of AWG 30 KYNAR® wire-wrapping wire.
- Cuts the wire to length.
- Strips 1" of insulation.
- Refillable

Blue Wire	WD-30-B	\$3.96
Yellow Wire	WD-30-Y	\$3.96
White Wire	WD-30-W	\$3.96
Red Wire	WD-30-R	\$3.96

REFILL ROLL OF WIRE

Wire for wire-wrapping AWG-30 (0.25mm) KYNAR® wire, 50 ft. roll, silver plated, solid conductor, easy stripping.



30 AWG Blue Wire 50ft Roll	R 30B 0050	\$1.99
30 AWG Yellow Wire 50ft Roll	R 30Y 0050	\$1.99
30 AWG White Wire 50ft Roll	R 30W 0050	\$1.99
30 AWG Red Wire 50ft Roll	R 30R 0050	\$1.99



TRI-COLOR WIRE DISPENSER

- WD - 30 - TRI \$5.95
- R - 30 - TRI 3 color refill \$3.95
- With 50 ft. ea. of RED, WHITE, BLUE wire
- Cuts the wire to length
- Strips 1" of insulation
- Refillable

DIP/IC INSERTION TOOL AND PIN STRAIGHTENER



STRAIGHTEN PINS RELEASE PICK UP INSERT

14-16 Pin Dip IC Inserter	INS-1416	\$3.49
---------------------------	----------	--------

1-800-423-5633

PRIORITY ONE ELECTRONICS®

16723B Roscoe Blvd. Sepulveda, CA 91343

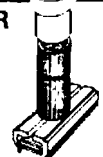
Terms VISA, MC, BAC, check, Money Order, C.O.D., U.S. Funds Only CA residents add 6% sales tax. Minimum order \$10.00. Orders less than \$75.00 include 10% shipping and handling, excess refunded. Just in case please include your phone no. Good thru FEB. '79

Send for our latest brochure

phone orders welcome (213) 894-8171

OEM and Institutional inquiries invited

MOS LSI INSERTER
Tool is chrome plated ABS for excellent static dissipation. Tool has ground lug for connection to grounding strap.
MOS - 40 \$7.95



P.C.B. TERMINAL STRIPS

4-Pole	TS-4	\$1.39
8-Pole	TS-8	\$1.89
12-Pole	TS-12	\$2.59

The TS strips provide positive screw activated clamping action, accommodate wire sizes 14-30 AWG (1.8-0.25mm) Pins are solder plated copper, .042 inch (1mm) diameter, on 200 inch (5mm) centers.


TERMINALS

- .025 (0.63mm) Square Post
- 3 Level Wire-Wrapping
- Gold Plated

Slotted Terminal	WWT-1	\$2.98
Single Sided Terminal	WWT-2	\$2.98
IC Socket Terminal	WWT-3	\$3.98
Double Sided Terminal	WWT-4	\$1.98

25 PER PACKAGE

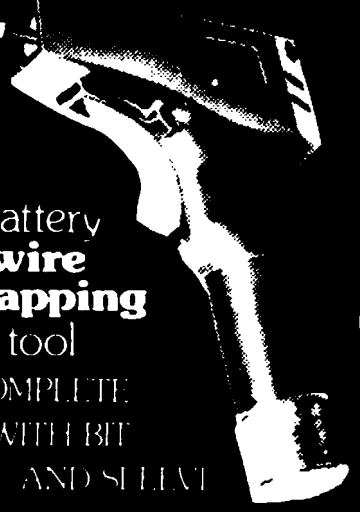
TERMINAL INSERTING TOOL
For inserting WWT-1, WWT-2, WWT-3, and WWT-4 Terminals into .040 (1.01mm) Dia. Holes.
INS-1 \$2.49



NEW HOBBY WRAP Model BW-630

Battery wire wrapping tool

COMPLETE WITH BIT AND SHEET



WIRE-WRAPPING TOOL

For .025" (0.63mm) sq. post "MODIFIED" wrap, positive indexing, anti-overwrapping device.

Free!! with Kit #1 BW-630 \$6.95 Value

For AWG 30	BW-630	\$34.95*
For AWG 26-28	BW-2628	\$39.95*

*USE "C" SIZE NI CAD BATTERIES (NOT INCLUDED)

DIP/IC EXTRACTOR TOOL

The EX-1 Extractor is ideally suited for hobbyist or lab engineer. Featuring one piece spring steel construction. It will extract all LSI, MSI and SSI devices of from 8 to 24 pins.

Extractor Tool	EX-1	\$14.99
----------------	------	---------

Visit our new retail location!

Visit our new retail location!


Visit our new retail location!

New Vector S-100, LSI-11, SBL-80 Products



8801
Individual lined square pads surround most holes. Ideal for mounting components by tack soldering. Top of board pad free for mounting I/O connectors.

1-4	5-8	10-24
19.95	17.95	15.96




8802-1
Pad per 2 holes. Two-hole pads allow tack soldering of socket, plus second hole for component leads.

1-4	5-8	10-24
21.85	19.76	17.56

8801-1
Plain no etched circuitry except contacts. Produces maximum flexibility.

1-4	5-8	10-24
14.95	13.48	11.96



4804
"ANY DIP" has full power and ground planes back to back. Boards accommodates 1, 4, 5, 9 Dips

1-4	5-8	10-24
21.95	19.76	17.56

4808
Is form and size compatible with INTEL SBL80 Series and NATIONAL SLC 80 Series microcomputer boards. Power and Ground buses on both sides.

1-4	5-8	10-24
45.00	40.50	36.00

4807
DEC LSI-11, PDP8, PDP11 Heath H-11 P Pattern Epoxy Glass, Plug Board 8 4/3" x 15 1/8". Dual 36 pin DEGREATH Connectors.

1-4	5-8	10-24
15.95	14.36	12.76

4806-1
Same as 4808, except plain less power buses.

1-4	5-8	10-24
34.00	30.50	27.20



VECTOR-PAK ASSEMBLED MICROCOMPUTER CASES

- Smart looking, deluxe cases unmarred by unightly screws of fasteners.
- Finished in dark blue textured vinyl.
- Instantly accessible interiors with slip out covers.
- Removable recessed rear and front panels.
- Fully adjustable interior mounting systems for any card or card spacing within size limitations. No cutting or drilling necessary.
- Perforated bottom cover for cooler operation.

VP-1 \$163.00
VP-2 \$159.00

DESCRIPTION
Assembled case with perforated bottom cover. Installed mounting struts for card guides and receptacles or mother board. Cards go loaded, spanning front to back. Card guide (12 part) and chassis plate supplied uninstalled.

Shipping Weight 25 lbs.

CONTINENTAL SPECIALTIES CORPORATION

Logic Probes and Digital Pulsers

LOGIC PROBES
CSC logic probes are the ultimate tool for breadboard design and testing. These hand-held units provide an instant overview of circuit conditions. Simple to use; just clip power leads to circuit's power supply, set logic family switch to TTL/DTL or CMOS/HTL. Touch probe to test node. Trace logic levels and pulses through digital circuits. Even stretch and latch for easy pulse detection. Instant recognition of high, low or invalid levels, open circuits and nodes. Simple, dual level detector LEDs tell it quickly, correctly. HI (Logic "1"), LO (Logic "0"). Also incorporates blinking pulse detector, e.g., HI and LO LEDs blink on or off, tracking "1" or "0" states at square wave frequencies up to 1.5 MHz. Pulse LED blinks on for 1/2 second during pulse transition. Choice of three models to meet most individual requirements; budget, project and speed of logic circuits.

MODEL LP-1
Hand-held logic probe provides instant reading of logic levels for TTL, DTL, HTL or CMOS. Input Impedance: 100,000 ohms. Minimum Detectable Pulse: 50 ns. Maximum Input Signal (Frequency): 10 MHz. Pulse Detector (LED): High speed train or single event. Pulse Memory: Pulse or level transition detected and stored.

CSC Model LP-1 Logic Probe - Net Each \$44.95



MODEL LP-2
Zoomy version of Model LP-1. Safer than a voltmeter. More accurate than a scope. Input Impedance: 300,000 ohms. Minimum Detectable Pulse: 300 ns. Maximum Input Signal (Frequency): 1.5 MHz. Pulse Detector (LED): High speed train or single event. Pulse Memory: None.

CSC Model LP-2 Logic Probe - Net Each \$24.95

MODEL LP-3
High speed logic probe. Captures pulses as short as 10 ns. Input Impedance: 500,000 ohms. Minimum Detectable Pulse: 10 ns. Maximum Input Signal (Frequency): 50 MHz. Pulse Detector (LED): High speed train or single event. Pulse Memory: Pulse or level transition detected and stored.

CSC Model LP-3 Logic Probe - Net Each \$69.95

DIGITAL PULSER
The ultimate in speed and ease of operation. Simply connect clip leads to positive and negative power, then touch DP-1's probe to a circuit node; automatic polarity sensor detects circuit's high or low condition. Depress the pushbutton and trigger an opposite polarity pulse into the circuit. Fast troubleshooting includes injecting signals at key points in TTL, DTL, CMOS or other popular circuits. Test with single pulse or 100 pulses per second via built-in dual control push-button; button selects single shot or continuous mode. LED indicator monitors operating modes by flashing once for single pulse or continuously for a pulse train. Completely automatic, pencil size lab/fid pulse generator for any family of digital circuits. Output: Tri state. Polarity: Pulse sensing auto-polarity. Bypass Source: 100 mA. Pulse Train: 100 pps. LED Indicator: Flashes for single pulse; stays lit for pulse train.

CSC Model DP-1 Digital Pulser - Net Each \$74.95



LOGIC MONITOR 1
Trace signals through all types of digital circuits. Unit clips over any DIP IC up to 18 pins. Each of its 16 contacts connects to a single bit level detector that drives a high-intensity, numbered LED readout activated when the applied voltage exceeds a fixed 2 V threshold. Logic "1" turns LED on; logic "0" keeps LED off. A power-seeking gate network automatically locates supply leads and feeds them to the LM-1's internal circuitry. Saves minutes, even hours in design, troubleshooting, debugging of equipment. Voltage Threshold: 2 V ± 0.2 V. Input Impedance: 100,000 ohms. Input Voltage Range: 4.16 V max. across any two or more inputs. Current Drain: 200 mA at 10 V. Size: 4" l. x 2" w. x 1.75" d. when open. Weight: 3 ozs.

CSC Model LM-1 Logic Monitor - Complete \$59.95

LOGIC MONITOR 2
Provides greater versatility and precision in testing all types of digital circuits. The fully isolated power supply and selectable trigger threshold let you match the precise characteristics of the logic family under test, permitting more accurate measurements. The connector/display unit clips over any DIP IC up to 18 pins. The power supply module contains the precision reference power supply and logic family selector switch. Operation is simple. Set the threshold switch to the proper logic family. Connect back clip lead to circuit ground. For CMOS circuitry, the red clip is connected to circuit positive or Vec. The clip module in then clipped over the IC and the LED display instantly gives the logic states of all pins. Logic Threshold: CMOS. 70% of circuit Vec; HTL: 7.5 V; TTL: 2.4 V; DTL: 1.6 V; RTL: 1.2 V. Maximum Voltage Input Frequency: 30 KHz at 50% duty cycle. Bias: Test Chip, 4" l. x 1.75" d. when open. Power Module, 5" w. x 5.63" d. x 3" h. max. Total Weight: 50 ozs. Power Required: 117 VAC, 50/60 Hz, 10 W; also available for 220 VAC, 50/60 Hz at slightly higher price.

CSC Model LM-2 Logic Monitor - Complete \$129.95



Digital IC Testers and COUNTER

MAX-100 PORTABLE FREQUENCY COUNTER
MAX-100 is a portable, high precision frequency counter that sets new standards in performance and value. In a compact, portable case, it gives you continuous readings from 20 Hz to a guaranteed 100 MHz, with 5-digit accuracy. Fast readings with 1/8 sec. update and 1 sec. sampling rate. Precise readings derived from a crystal-controlled time base with 3 ppm accuracy. High-sensitivity readings from signals as low as 30 mV, with diode overload protection up to 200 V peaks. Input signals over 100 MHz automatically flash the most significant digit, and indicate low-battery condition and extend battery life. The entire display flashes at 1 Hz.

SPECIFICATIONS
Frequency Range: 20 Hz to 100 MHz guaranteed; 110 MHz typical. Gate Time: 1 sec. Resolution: 1 Hz. Accuracy: ± 1 count ± time base error. Input Impedance: 1 megohm shunted by 56 pF. Coupling: AC. Rise Wave Sensitivity: 30 mV RMS at 50 MHz. Internal Time Base Frequency: 3.579545 MHz crystal oscillator.
Stability: ± 3 ppm at 25° C. Temperature Stability: Better than 0.2 ppm °C, 0.50° C. Max. Aging: 10 ppm year. Display: Eight 0.6" LED digits. Lead-Zero Blank: Decimal point appears between 6th and 7th digit when input exceeds 1 MHz. Overflow: With signals over 99,999,999 Hz, most significant left hand digit flashes, allowing readings in excess of 100 MHz. Display Update: 1/8-sec. plus 1 sec. gate time. Low Battery Indicator: When battery supply falls below 6.6 VDC, all digits flash at 1 Hz. Power Required: Internal, 6" AA" cells; external, 110 or 220 VAC charger eliminator, auto cigarette lighter adapter or 7.2-10 VDC external supply. Battery Charging: 12-14 hrs. Size: 1.76" h. x 5.43" w. x 7.76" d. Weight: Less than 1.6 lbs. with batteries.

CSC Model MAX-100 Frequency Counter - Net Each \$134.95

MAX-100 ACCESSORIES

Model 100-ELA - Mobile charger eliminator, Net Each	9.95
Model 100-CA1 - 110 VAC charger eliminator, Net Each	9.95
Model 100-CA2 - 220 VAC charger eliminator, Net Each	9.95
Model 100-IPC - Input cable with clip leads, Net Each	5.95
Model 100-LLC - Low-loss Lap-off	14.95
Model 100-MWA - Mini whip antenna	3.95
Model 100-CC - Carry case	9.95



DIP JUMPERS

FLAT RIBBON CABLE ASSEMBLIES WITH DIP CONNECTORS

- Available with 14, 16, 24 and 40 contacts.
- Mate with standard IC sockets.
- Fully assembled and tested.
- Integral molded-on strain relief.
- Line-by-line probability.

MATERIALS
DIELECTRIC: UL recognized glass-filled polyester.
CONTACTS: Non-corrosive copper alloy 770.
CABLE: All cable conductors are #28 AWG stranded 7/32 in. coated copper with vinyl insulation. All cable is grooved top and bottom for easy tear down.

A P Dip Jumpers are the low-cost, high-quality solution for jumpering within a PC board; interconnecting between PC boards, backplanes and motherboards; interfacing input/output signals; and more.

All assemblies use rainbow cable. Standard lengths are 6, 12, 18, 24 and 36 inches.

ACE • All- for fast, solderless, Circuit plug-in circuit building Evaluator and testing

Model 236

Just plug in any components with leads to 0.032" dia. interconnect with solid wire up to 29 ga. Assembled models top

Model No.	Power	Outputs	Logic Funcs	Memory	Price	
880-4 (100)	720	8 (16)	2	4-9 (16)	\$49.16	
880-8 (100)	872	8 (16)	4	4-9 (16)	\$49.16	
881-4 (100)	1032	12 (16)	4	2	16-7	\$4.00
881-8 (100)	1224	12 (16)	4	2	16-7	\$4.00
881-16 (100)	1760	18 (16)	4	2	16-7, 7-18	\$6.00
881-32 (100)	2712	27 (16)	4	2	16-7, 14	\$6.00
881-64 (100)	3648	36 (16)	4	2	16-7, 14-17	79.00

IC TEST CLIPS
TC-14 3 in. \$4.50
TC-16 3 in. \$4.75

TC-16 fits 14 & 16 Pin Dips.

DOUBLE-ENDED DIP JUMPERS

No. Contacts	Length 6"	Length 12"	Length 18"	Length 24"	Length 36"
14	\$24106-6-R \$2.41	\$24106-12-R \$2.82	\$24106-18-R \$3.02	\$24106-24-R \$3.02	\$24106-36-R \$3.43
16	\$24110-6-R \$2.66	\$24110-12-R \$2.88	\$24110-18-R \$3.11	\$24110-24-R \$3.34	\$24110-36-R \$3.80
24	\$24126-6-R \$4.15	\$24126-12-R \$4.45	\$24126-18-R \$4.85	\$24126-24-R \$5.20	\$24126-36-R \$5.80
40	\$24136-6-R \$6.93	\$24136-12-R \$7.52	\$24136-18-R \$8.11	\$24136-24-R \$8.70	\$24136-36-R \$9.88

SINGLE-ENDED DIP JUMPERS

No. Contacts	Length 36"
14	\$24102-36-R \$2.31
16	\$24112-36-R \$2.56
18	\$24118-36-R \$2.86
24	\$24124-36-R \$3.40
40	\$24136-36-R \$6.71

SALE PRIORITY ONE ELECTRONICS

16723B Roscoe Blvd. Sepulveda, CA 91343

Terms VISA, MC, BAC, check, Money Order, C O D , U S Funds Only CA residents add 6% sales tax. Minimum order \$10.00 Orders less than \$75.00 include 10% shipping and handling, excess refunded. Just in case please include your phone no

phone orders welcome (213) 894-8171

OEM and Institutional Inquiries Invited

What's New?

New Kit Makes a "Flippy Disk" Out of a Floppy Disk

Called the Flippy Disk Kit, this kit contains all the necessary tools to locate and accurately punch extra holes in a 5 1/4 inch disk so that the spare side of the disk can be used. Instructions explain the function of each hole and opening in the jacket and the method of marking and punching the holes and testing the newly available side. The kit is designed

to be used with North Star, Horizon, PolyMorphic, Vector Graphic, Vista or any other 5 1/4 inch hard sectored disk drive. The kit contains instructions, double sided "flippy plate," a pencil for making highly visible marks on the black diskette jacket, and a ground and polished hand punch for making the holes. The kit is priced at \$9.95 plus \$1 for shipping and is available from Square 1, 614 18th Av, Menlo Park CA 94025. ■

Circle 525 on inquiry card.

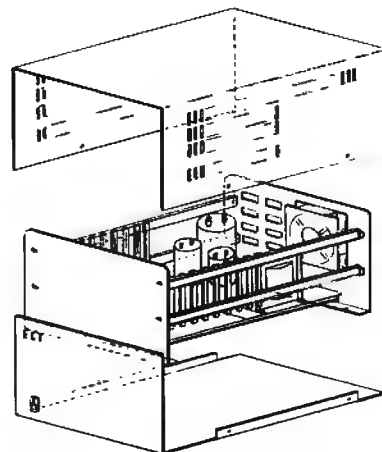
Data Base Management System for Small Business Applications

Ohio Scientific has introduced a programming breakthrough for small business microcomputer applications. This programming innovation is called OS-DMS, Ohio Scientific's data base management system. This system brings the use of microcomputers down to the level of nonprogrammers. It allows untrained computer users to store and recall information from any one of Ohio Scientific's full line of floppy and hard disk microcomputer systems. Each program in the OS-DMS library is aimed at a specific small business application, such as real estate, automotive sales,

mailing lists, inventory, accounts receivable and accounts payable, inventory and invoice, ledger, personnel files, retail sales, medical files, etc. Because the microcomputer uses terms familiar to each specific application, the user doesn't have to learn programming languages. OS-DMS data base management system allows knowledgeable computer operators to fully utilize the computer's resources and to perform tasks routinely which usually require programming on nondata base systems. Each program is priced at \$300. For further information, write to Ohio Scientific Inc, 1333 S Chillicothe Rd, Aurora OH 44202. ■

Circle 526 on inquiry card.

Table Top Mainframe



The TT-10 Table Top Mainframe consists of an industrial quality card cage; the MB-10, an S-100 bus mother board with bus termination and ground plane to reduce noise; a full set of ten connectors and guides; a power supply which mounts inside the card cage and furnishes 15 A at 8 V, 1.5 A at +16 V and 1.5 A at -16 V; a clear satin finished front and bottom plate with a reset switch and power indicator light emitting diode; and a whisper fan and cover.

The TT-10-K kit is \$325, the TT-10-A assembled is \$395. Contact Electronic Control Technology, 763 Ramsey Av, Hillside NJ 07205. ■

Circle 527 on inquiry card.

Electrolabs

PO Box 6721 Stanford, CA 94305

415-321-5601

TLX 345567
800-227-8268

- * Hard and Soft Sectoring
- * Single and Dual Density
- * Double side configuration as a retrofit at any time.
- * 110/220V, 50/60Hz
- * Pin for pin compatible with Shugart 800,801,850,851 (50 pin edge connector)
- * PRICE BREAKTHROUGH! \$425 EACH
- * Double Sided Retrofit \$300



THE FANTASTIC!

MEMOREX FIVE-FIFTY

LATEST REVISION: ESAT 200B (BILINGUAL)

Stand Alone Single Board Communicating Terminal

80X24 Standard Format **\$329.00**

Split Speed 110 to 19,200 Baud
Two Fonts, 128 Char. ea. in 2708 EPROM
Full Feature Cursor, Page Xmit., Scrolling
5V@3A, 8"X14" Board, Requires only a keyboard and almost any monitor for the best terminal for the money anywhere!
Supplied with U&LC ASCII in one font, you may easily program the other one.

*New Items! TRS-80 APPLE Ad on Set-eight and a spare 4116 Type Rams plus instructions \$99.00. *Herc Laser Tubes .05-2.0 mW - metal \$49.00 Glass \$39.00. *CALL for unbelievable prices GSI/siemens 8" floppy drives starting at \$399.00. *Our new catalog is now out! Ask for your free copy.

Shipping and Handling: Surface: \$0.40/lb. Air: \$0.75/lb., 1.00 minimum
Cal. Tax: 6.5% Insurance: \$0.50 per \$100.00



*TI Sockets! 1 cent per pin.

All low profile solder tail 8 pin - 40 pin.

The "Pro" fully encoded ASCII KEYBOARD by Cherry. Auto REPEAT feature, 5 special function keys. 300mA/5V. (Shown as mounted in "The Case", Below) \$119.00, 3/99.00, 10+/89.00

USED SYLVANIA The Dumb Terminal for Smart People

12" MONITORS Working: \$69.95
Cold Chassis, 25 lbs. 300-19,200 baud RS232. 2nd font addressable With New P39 (GR) or New P4 (WH) Tube - \$99.00

80X24 with full 128 char. ASCII UC+LC font with all control characters displayed. from keyboard in you-program-it 2708 for APL, Graphics sets, etc. Plug in monitor I/O connector, 110VAC and you are ready. INCLUDES: "The Case", Cherry Kbd. A used monitor, ESAT 200A, all options except vector addressable cursor and modem. Bulletproof design and construction. Normally \$675.00 What you always wanted your ADM3 to be:

SYSTEM "A" \$649.00 10/\$599.00



CRT Tubes Only
P39 - \$39.00



"The Case" Beautiful and sturdy

anodized aluminum case in deep black designed to contain the ESAT 200A, and with a bezel cut out for the Cherry "Pro" keyboard. (installed as shown above) Choose deep brown, light yellow, or crimson to accent or color code your installation. The only choice for hard-use institutional and educational applications. \$69.00

CALIFORNIA Digital

Post Office Box 3097 B • Torrance, California 90503

Hazeltine 1400

cost effective
CRT TERMINAL

\$735 plus shipping



The Hazeltine 1400 Video Display Terminal is designed to optimize interactive real-time operations. The interface is capable of either local or remote connection through an EIA RS232-C interface at baud rates that are switch selectable up to 9600 baud.

- All 128 ASCII Codes
- 64 Displayable Characters
- 24 Lines: 12 inch Screen
- 80 Characters per Line
- Self Diagnostic Test



Immediate Delivery

S-100 Mother Board

Quiet Bus

The Quiet Bus from California Industrial is quality engineered. No short cuts have been taken to produce a mother board. Active termination circuitry prevents noise and crosstalk. Manufactured from extra heavy FR-4 epoxy glass.

\$2995
8803-18
18 slot
IMSAI



Shugart Associates

SA800-R Floppy Disk Drive

The most cost effective way to store data processing information, when random recall is a prime factor. The SA800 is fully compatible with the IBM 3740 format. Write protect circuitry, low maintenance & Shugart quality.

\$449.50

TELETYPE MODEL 43

Even if we have to give them away, we're going to ship more 43's in 1979 than the aggregate of all our competitors.

Model 43AAA (TTL)

EACH $\frac{3}{925}$ $\frac{10}{875}$ $\frac{25}{850}$ $\frac{50}{825}$

RS-232 Interface "K" Add \$7500 plus shipping



\$29.95 BOX of 10
DISKETTES

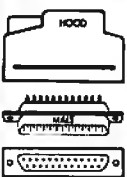
Verbatim APPLE/TRS-80 Mini-Soft sector

CONNECTORS

your choice
DB25P male plug & hood
OR
DB25S female

\$3.95

Qty. fe. male hd.
10 3.45 2.45 1.15
25 3.15 2.25 1.05
100 2.85 1.90 .95
500 2.25 1.60 .85
1K 1.97 1.37 .73




Edge Connectors

GOLD 100 PIN
IMSAI/ALTAIR

Imesai solder, 125x.250 \$4.95 3/410.00
Imesai w/w.125 centers \$4.95 3/413.00
Altair solder, 140 row \$5.95 3/415.00

22/44 Kim eyellet, 156" \$1.95 3/45.00
25/50 solder tab, 156" \$1.09 3/42.00
36/72 wide post w/w.156 \$1.95 3/45.00



UNIVAC KEYBOARD

\$24.88

The Space Saver through 1100 terminal keyboard assembly is now available from California Industrial for only \$24.88. The ideal computer input device for accountants and mathematicians. The numeric keys are based on the lower three rows to resemble a ten key adding machine. The lower panel shows handout numeric data entry. Original cost was \$388. Used but guaranteed in excellent condition. Complete with documentation.



COLOR TELEVISION R.F. MODULATOR

\$1395

The Atari R.F. Modulator allows computer data to be displayed directly upon your existing television system. This unit converts the signal from the Apple II and other video sources into television frequencies. Operates from single 5 volt supply. Complete with metal case, making R.F. connector and 15 feet of coax cable. Schematics and instructions included.



SPECIAL APPLE II 16K MEMORY

COLOR • GRAPHICS • SOUND

\$1024 Mig. Supt. Retail... \$1195

PLUS SHIPPING

\$4.98 10 for \$45.

Scotch CASSETTES

Don't drop a BIT!

DISKETTES \$5.50

8 inch Soft (IBM)
8 inch 32 sector
Mini Soft sec.
Mini 10 sector
Mini 16 sector



CALIFORNIA INDUSTRIAL

is an Authorized Dealer of Scotch Brand Data Products

APPLE RS-232 Serial Interface

\$59.95

Interfaces Apple II to Teletype or other serial printer.

ELECTRONIC SYSTEMS



dataphone 2400

\$249.

Factory new Bell System modems. Some units show cosmetic damage. Documentation not included. Other models available call for price and quantities.

Extender Board Mullen

\$34.95

Facilitates design and troubleshooting of all S-100 microsystems. Includes logic probe along with high-low and pulse LED display. Also available, the Mullin CB-1 controller board \$88.

S-100 PROTOTYPE BOARD

\$1998

SP100 Maximum design versatility along with standard address decoding and buffering for S100 systems. Room for 32 uncommitted pins. IC's 5 bus buffer & decoding chips. 1 DIP address select switch. A 5 volt regulator and more. WRAP-HERE wrap around board, similar to the GP100. Allows wire wrap of all sizes of sockets in any sizes of sockets in any combination. An extra regulator position for multiple voltage applications.



MEMORY

DYNAMIC	1-7	8-32	32+
4115 8Kx1	11.95	11.50	*
4116 16Kx1	13.95	13.00	12.25
(Apple II & TRS80)			
4164 64Kx1	*	*	*

* As you may be aware, publishers require advertisers to submit their ad copy 80 to 90 days prior to "press" date. That much lead time in a volatile market place, such as memory circuits, makes it extremely difficult to project future cost and availability.

To obtain the best pricing on memory we have made volume commitments to our suppliers, which in turn affords us the opportunity to sell these circuits at the most competitive prices. Please contact us if you if you have a demand for volume state of the art memory products.

CLARE-PENDAR General Instrument Corp. KEYBOARD ASCII ENCODED

63 KEY **\$64.95**



This is a one time purchase of NEW Surplus keyboards, recently acquired from the Telecommunications Division of the Singer Corporation.

The keyboard features 128 ASCII characters in a 63 key format, MOS encoder circuitry "N" key rollover, lighted shift lock, control, escape and repeat functions.

Sloped panel and positive feel switches, makes this professional quality keyboard an excellent buy at only \$64.95. Limited Quantities.

Thumbwheel switch

Ten position
BCD
\$1.39 ea.

10 50
\$1.19 .89



MINIATURE SWITCHES

your choice

\$.98 10 50 100 1K
4.88 .81 .73 .66

SPDT Miniature Toggle



STATIC	1-31	32-99	100-5C	-999	1K+
21L02 450nS.	1.49	1.19	1.05	.95	.80
21L02 250nS.	1.69	1.49	1.45	*	*
2114 1Kx4 450	6.95	6.50	6.25	6.00	5.75
2114 1Kx4 300	8.95	8.50	8.00	*	*
4044 1Kx1 450	8.95	8.50	8.00	*	*
4044 1Kx1 250	8.95	8.50	8.00	*	*
4045 1Kx4 450	8.95	8.50	8.00	*	*
4045 1Kx4 250	8.95	8.50	8.00	*	*
5257 low pow.	7.95	7.50	7.05	6.75	6.45

50 CONDUCTOR RIBBON WIRE

50 CONDUCTOR FL. TWISTED PAIR
\$69



Power Adapter

6vdc, 140mA \$1.99
7vdc, 1.4 A. 5.50
9vdc, 200mA. 1.19
10vdc, 300mA. 1.95

NE555A

Only 10,000 Available

Leads fan out to fit Mini-DIP socket.

3 for \$98

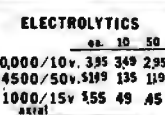
25 for \$7.00 • 100 \$19.50



CAPACITORS

ELECTROLYTICS

ea. 10 50
80,000/10v. 395 349 295
4500/50v. \$189 135 119
1000/15v \$55 49 45



DIP Switch

10 25 100 1K
\$1.49 \$1.29 1.15 .97 .83

specify for 8 pos.



SPECIAL CIRCUITS


Z80A 4MHz. 24.95
8080A CPU 9.95
8085 22.50
8086 Intel 16 bits 49.95
73M59800 16 bits 49.95

AYS-1013A UART 4.95
Floppy Disc Controllers WD1771 single D. 39.95
WD1781 Double D 65.00
WD1791 D/D 37.40 *

EPROMS

1-15 16-63 64+

1702A 2K 4.95 4.50 4.00
2708 8K 9.95 9.50 9.00
2716 16K 19.95 * * *
2532 32K * * *



Transistors


ea. 10 50 100

2N2222A .20 .18 .16 .15
2N3055 .69 .65 .59 .55
M33055 .79 .75 .69 .65
2N3772 1.59 1.49 1.39 1.29
2N3904 .15 .11 .09 .07
2N3906 .15 .11 .09 .07

TRIMMER POTENTIOMETERS

2K 5K 10K 50K
5 for \$98

20 50 100
16 14 12



9 foot Heavy duty grounded power cord and mating chassis connectors.

\$149



DISCOUNT Wire Wrap Center

IC SOCKETS

wire wrap	low profile
pin ea. 25 50	ea. 25 50
8 17: 16 15	
14 37: 36 35	18 17 16
16 38 37 36	19 18 17
24 99 93 85	36 35 34
40 169 155 139	63 60 58

Sold \$98

KYNAR WIRE WRAP

500 1,000 11,000
\$9. \$15. \$105.



Diodes

10 25 100

1N4002 100v. .08 .06 .05
1N4005 400v. .10 .08 .07
1N4148 signal .07 .05 .04

Jumbo red LED's ea. 10 25 100
\$15.13.11.09

Page Wire Wrap Kits

precut & stripped

KIT No.1 \$6.95
900 Assorted Lengths

KIT No.2 \$19.95
2800 Assorted Lengths
250' bulk Wire



IC SOCKETS

History wire wrapping \$2.95

\$29.95 BW630

ON HOBBY WRAP-10 with WRAP & Strip tool
\$5.45



(213) 679-9001

All merchandise sold by California Industrial is premium grade. Orders are shipped the same day received. PLEASE INCLUDE \$1.00 SHIPPING ON ORDERS UNDER \$15.00. California residents add 6% sales tax. Money back guarantee. Sorry, no COD's. Foreign orders add 10%.



Circle 39 on inquiry card.



FORMERLY CYBERCOM/SOLID STATE MUSIC.

CB-1 8080 Processor Board. 2K of PROM 256 BYTE RAM power on/rest Vector Jump Parallel port with status. Kit.....\$125.95 PCBD.....\$28.95

MB-6A Basic 8KX8 ram uses 2102 type rams, S-100 buss. Kit 450 NSEC\$123.95. PCBD.....\$24.95

MB-7 16KX8, Static RAM uses μ P410 Protection, fully buffered KIT.....\$299.95

MB-8A 2708 EROM Board, S-100, 8KX8 or 16KX8 kit without PROMS \$75.00 PCBD \$28.95

MB-9 4KX8 RAM/PROM Board uses 2112 RAMS or 82S129 PROM kit without RAMS or PROMS \$72.00

IO-2 S-100 8 bit parallel /IO port, 1/2 of boards is for kludging. Kit\$46.00 PCBD.....\$26.95

IO-4 Two serial I/O ports with full handshaking 20/60 ma current loop: Two parallel I/O ports. Kit\$130.00 PCBD\$26.95

VB-1B 64 x 16 video board, upper lower case Greek, composite and parallel video with software, S-100. Kit.....\$125.00 PCBD.....\$26.95

Allair Compatible Mother Board, 11 x 11 1/2 x 1/4". Board only\$39.95. With 15 connectors.....\$94.95

Extended Board full size. Board only\$ 9.49

With connector\$13.45

SP-1 Synthesizer Board S-100
PCBD.....\$42.95 KIT.....\$135.95

82S23	\$1.50	PRIME SUPPORT	
82S123	1.50	8080A	\$ 9.95
82S126	1.95	8212	3.25
82S129	1.95	8214	6.50
82S130	3.95	8224	3.49
82S131	3.95	L2114 (450 NSEC)	7.25
MM16330	1.50	L2114 (250 NSEC)	7.99
IM5600	1.50	2102AL-2	1.70
IM5603	1.95	21L02 (450)	1.25
IM5604	3.95	2708O (National).	8.95
IM5610	1.50	4116 (Apple Ram)	14.99
IM5623	1.95		
IM5624	3.95		



WAMECO INC.

FDC-1 FLOPPY CONTROLLER BOARD will drive shugart,pertek, romic 5" & 8" drives up to 8 drives, on board PROM with power boot up, will operate with CPM (not included).
DEC. & JAN. ONLY SPECIAL PCBD\$23.95

FPB-1 Front Panel. (Finally) IMSAI size hex displays. Byte or instruction single step. PCBD special, DEC. & JAN.\$39.95

MEM-1 8KX8 fully buffered, S-100, uses 2102 type rams PCBD\$24.95

QM-12 MOTHER BOARD, 13 slot, terminated, S-100 board only\$34.95

CPU-1 8080A Processor board S-100 with 8 level vector interrupt PCBD\$25.95

RTC-1 Realtime clock board. Two independent interrupts. Software programmable. PCBD\$25.95

EPM-1 1702A 4K Eprom card PCBD\$25.95

EPM-2 2708/2716 16K/32K
EPROM CARD PCBD\$24.95

QM-9 MOTHER BOARD. Short Version of QM-12. 9 Slots PCBD\$30.95

MEM-2 16K x 8 Fully Buffered
2114 Board PCBD\$25.95

16K RAM BOARD by HWE fully buffered, bank select standard to IEE buss gold fingers, solder mask, plated thru holes, silk screened PCBD \$25.95

KLUDGE BOARD by HWE for S-100 glass epoxy over 2600 plated through holes, 4 regulators with CAPS all S-100 functions labeled, gold fingers. PCBD\$29.95

1ST OF THE YEAR SALE ON PREPAID ORDERS

(charge cards not included on this offer)

8K x 8 RAM. Fully buffered, assembled with sockets, tested or burned in. Part may be house numbered. 450 NSEC. Limited quantity.\$99.99

4K x 8 EPROM. Fully buffered with intel 1702A. Kit\$74.86

MIKOS PARTS ASSORTMENT

WITH WAMECO AND CYBERCOM PCBDS

MEM-2 with MIKOS #7 16K ram with L2114 450 NSEC\$249.95

MEM-2 with MIKOS #13 16K ram with L2114 250 NSEC\$269.95

MEM-1 with MIKOS #1 450 NSEC 8K RAM\$123.95

CPU-1 with MIKOS #2 8080A CPU 89.95

MEM-1 with MIKOS #3, 250 NSEC 8K RAM 144.95

QM-12 with MIKOS #4 13 slot mother board 89.95

RTC-1 with MIKOS #5 real time clock 60.95

VB-1B with MIKOS #6 video board less molex connectors 99.95

EMP-1 with MIKOS #10 4K 1702 less EPROMS 49.95

EPM-2 with MIKOS #11 16-32K EPROMS less EPROMS 49.95

QM-9 with MIKOS #12 9 slot mother board 67.95

MIKOS PARTS ASSORTMENTS ARE ALL FACTORY PRIME PARTS. KITS INCLUDE ALL PARTS LISTED AS REQUIRED FOR THE COMPLETE KIT LESS PARTS LISTED ALL SOCKETS INCLUDED.

VISA or MASTERCHARGE. Send account number, interbank number, expiration date and sign your order. Approx. postage will be added. Check or money order will be sent post paid in US. If you are not a regular customer, please use charge, cashier's check or postal money order. Otherwise there will be a two-week delay for checks to clear. Calif. residents add 6% tax. Money back 30 day guarantee. We cannot accept returned IC's that have been soldered to. Prices subject to change without notice. \$10 minimum order. \$1.50 service charge on orders less than \$10.00.



419 Portofino Drive
San Carlos, California 94070
Please send for IC, Xistor and Computer parts list

ATTENTION TRS-80 & APPLE USERS

A PRINTER FOR YOUR COMPUTER



TERMS: VISA, MASTERCHARGE, Cashier Check or Money Order. C.O.D. with 10% down. Shipping Via Air or Truck collect.

3 S SALES

P.O. BOX 45944
TULSA, OK 74145
918/622-1058

\$995⁰⁰

MODEL 3S-80 for TRS-80

Ready to plug into your expansion interface.

MODEL 3S-PP

for computers with 8 bit serial port.

MODEL 3S-SS

for computers with RS-232 port.

\$1095⁰⁰ for

MODEL 3S-AA

Includes RS-232 card for AppleII
Specify model number on order.

- Ready to plug into your computer
- Very high quality print
- Completely refurbished IBM 731 I/O Selectric terminal in a new table
- Upper & lower case removable type ball
- Special I/O interface
- Heavy duty re-mfg. IBM power supply

Computer System from Dynabyte Offers New Disk Drive Controller Technology



The DB8/2 computer system from Dynabyte Inc, 1005 Elwell Ct, Palo Alto CA 94303, offers up to 1.2 M bytes of mass storage on two 5 inch drives. It uses 77 track Micropolis disk drives and with Dynabyte's controller offers double or quad density in single or double sided configurations. To implement the drives, a dual density floppy disk controller was developed. It is capable of handling a variety of 5 inch and 8 inch drives in dual density on either one or two sides. To permit

expansion of the system as the need increases, the controller is capable of handling up to 16 drives. The dynamic data compensation yields a double density error rate comparable to single density rates.

The DB8/2 includes a 4 MHz Z-80 processor module that also contains two RS232 serial input and output (IO) ports, one parallel IO port, an erasable read only memory programmer, two TMS2716 sockets, vectored interrupts and a real time clock. The unit has 32 K bytes of programmable memory and the disk controller in a 12 slot backplane fully populated with military specification connectors. It uses a regulated power supply designed to comply with UL approved standards. Initial language and software packages from Dynabyte include BASIC, FORTRAN, COBOL, word processing, general ledger and accounts receivable. ■

Circle 590 on inquiry card.

NMS Extends Its Pascal Machine Capabilities

A new peripherals option card for the NMS 8085A processor based micro-computer system is now available from Northwest Microcomputer Systems, 121 E Eleventh St, Eugene OR 97401. This new card, called the NMS 85/EX, gives users flexibility by allowing a number of options.

An arithmetic processing unit (APU) provides 32 bit fixed and floating point arithmetic, and floating point trigonometric operations, and gives the user the ability to do a 32 bit floating point divide in a minimum of 50 ms. It contains floating-to-fixed and fixed-to-floating conversions. All accesses to this unit are through conventional programmed input and output ports. The 3 MHz version is priced at \$422 and the 2 MHz version is \$272.

An interrupt controller featuring the Intel 8259 resolves priority among eight different interrupt levels according to software algorithms provided by the user. An interrupt selection area allows the user to configure a custom interrupt structure. The priority modes can be reconfigured dynamically at any time during the main program operation, allowing the user to define a complete interrupt structure based on the total system environment. The controller is priced at \$90.

Interval timer capability is provided through the use of Intel's 8253 programmable interval timer. Each timer includes three 16 bit binary coded decimal or binary counters which are user programmable. The output of the first two counters can be used as interrupt request lines, to implement a real time clock. The output of the third timer may be used for the serial port, allowing software control of the desired data transmission rate. A second timer chip's three clocks may be used for extended (48 bit) timing functions through daisy chains or may be taken to the card's edge for interval timing or event counting. Each timer is available for \$50.

The parallel input and output interface using the Intel 8255A programmable peripheral interface device provides 24 signal lines for transfer and control of data to or from the peripheral devices. The parallel interface is available for \$90.

A serial input and output interface, using Intel's 8251 USART device, provides for complete RS-232 serial data communications, including IBM Bi-Sync, when coupled with the 8255A parallel interface option and the 8253 interval timer. The unit will operate with every current serial data transmission protocol. The transmission rate, synchronous or asynchronous mode, character length, number of stop bits and choice of parity are all program selectable. The serial interface is priced at \$70 plus the parallel and timer options required. ■

Circle 592 on inquiry card.

Dual Floppy, Z-80 Based Microcomputer from Vector Graphic



This new microcomputer, featuring two Micropolis quad density floppy disks and a Z-80 processor, has been introduced by Vector Graphic Inc, 790 Hampshire Rd, Westlake Village CA 91361. The Vector MZ features include the Z-80 processor with 158 BASIC machine language instructions and a minimum instruction cycle of 2 μ s; an 18 slot motherboard which provides flexibility and expansion capabilities for up to 64 K byte of directly accessible memory using a parallel 8 bit word and 16 bit address; and up to 256 separate input and output devices can be addressed.

The disk drives are mounted directly to the front panel of the Vector MZ, providing instant access and ease of

operation. Storage capacity for each of these 5/4 inch floppy disk drives is 315 K bytes formatted.

The Vector MZ is fully compatible with all existing Vector input and output (IO) and memory boards. Completely assembled and tested, the basic system includes: 18 slot motherboard, Z-80 processor with 4 MHz clock, two quad density Micropolis floppy disk drives, disk controller board, bit streamer IO board with one serial and two parallel ports, 32 K byte of static programmable memory, 12 K byte combination read only and programmable memory board with extended monitor, and Vector BASIC. The Vector MZ is priced at \$3750. ■

Circle 591 on inquiry card.

DIABLO HYTYPE I \$1595

Discounts on

Xitan, Cromemco, SD Systems, Vector, TEI, North Star, Apple, Hytype II, Qume, Axiom, TI, Centronics, Integral Data Systems, Soroc, Lear Siegler, Intertec, Micromation, PerSci, Micropolis, SSM, Computaker, Heuristics, Mountain Hardware, Summagraphics, MiniTerm, CompuColor, Exidy.

MICRO MART

Microcomputers, Peripherals and Software

1015 NAVARRO SAN ANTONIO, TEXAS 78205
512/222-1427

Circle 221 on inquiry card.

NOBODY LIKES A ROTTEN APPLE!

So protect your APPLE II from dust, coffee spills, and idle fingers with a custom fitted, heavy duty, beige vinyl Dust Cover.

ONLY \$695*

(*Ill. residents add 5% tax)

Send Check or Money Order to:
Henwood Enterprises, Inc.
1833 E. Crabtree Dr.
Arlington Heights, Ill. 60004

OR CALL TOLL FREE

800-323-7360

and use your *MasterCharge* or *VISA* Credit Card

Circle 158 on inquiry card.

ECONOMICAL X-Y PLOTTER UNIT

Now Available

- Includes Power Supply/Interface
- Completely Assembled (\$1,049 - \$1,249)
- Low Cost but Reliable
- Drawing Areas: 11 x 17" or 17 x 22"
- Resolution .01
- Improved Interface

TREMENDOUS SAVINGS when purchased in KIT FORM!

REQUEST YOUR FREE BROCHURE OR OWNER'S MANUAL \$5
[OUTSIDE US/CANADA ADD 3.00 POSTAGE]

Sylvan Hills Laboratory, Inc.
P.O. Box 646 Pittsburg, Ks 66762
316-231-4440

Circle 367 on inquiry card.

RECYCLE(D) COMPUTERS

BUY ☆ SELL ☆ SWAP

Hardware & Software

NEW PRODUCT ANNOUNCEMENTS
22 pgs +

Mailed 1st Class every 3 Weeks

1 yr. (18 issues) ☆ \$3.75

ON_LINE



Dear Reader, Welcome ... Established 1973

24696 Santa Cruz Hwy. • Los Gatos, CA 95030

THE BEST WAY TO DETERMINE IF ON-LINE CAN BE OF VALUE TO YOU IS TO TRY A...

FREE SAMPLE ISSUE

Circle 289 on inquiry card.

At last... the mechanical interface!

TURN YOUR ELECTRIC TYPEWRITER INTO A LOW COST, HIGH QUALITY HARD COPY PRINTER.


The all new I/O Pak from Rochester Data, Inc. interfaces the keyboard of any commercially available electric typewriter with any computer. The result: low cost, high quality hard copy.

Write today for more information. Distributor inquiries invited.

USER LIST \$395.00
Quantity and distributor discounts available.

ROCHESTER DATA, INC.
3100 MONROE AVENUE
ROCHESTER, NY 14618

Circle 310 on inquiry card.



6800 OWNERS

At last a real world fully addressable SS-50 control interface. Control robots, appliances, organs, solar devices, etc. Applications limited only by your imagination. Easy to use with machine language as well as basic. Fully buffered board plugs directly onto mother board and responds to any address defined by user. 8 fast relays latch data while 8 opto-isolators allow handshaking capacity.

Kit \$98.00
Assembled and tested \$125.00

EXTENDER BOARDS
Extend both the 30 and 50 pin buses in SWTP 6800. Both for \$19.95.

Use 6 Master Charge - Amx. Res. add 5% Sales Tax.

WRITE FOR DETAILS

TRANSITION ENTERPRISES INC.
Star Route, Box 241, Buckeye, AZ 85326

Circle 362 on inquiry card.

TRS-80

MEMORY EXPANSION to 16K
Each Kit **\$79**

Includes easy to follow instructions

Jumpers and 8-16K Rams

2 Sets (32K) \$165

3 Sets (48K) \$249

6 Months Guarantee

-Visa - Master Charge -
Calif. Add 6% Sales Tax

MicroComputerWorld
Box 242
San Dimas, CA 91773

Circle 217 on inquiry card.

Year-End Clearance!

DATA TERMINAL PRINTER **\$695**

We Buy-Sell-Trade all brands & models of Data Processing Equipment.



USB-330 10/30 CPS Impact
Printing Tractor Feed 132 Print Positions
10-Key Pad

Nearly a million dollars in inventory

Call for price quotes

214/357-5725



U.S. BROKERS INC.
2636 Walnut Hill Lane
Suite 347-348
Dallas, Texas 75229

Circle 381 on inquiry card.

TEXT WRITER II WORD PROCESSING AT A REASONABLE PRICE

- PRINT FILES CREATED BY YOUR EDITING PROGRAM
- GENERATE FORM LETTERS FROM A MAILING LIST
- PERSONALIZE LETTERS WITH AUTOMATIC NAME INSERTION
- BUILD CONTRACTS, SPECIFICATIONS, OR OTHER DOCUMENTS FROM A PARAGRAPH LIBRARY
- LEFT AND RIGHT JUSTIFICATION, TABS, CENTERING, PARAGRAPH FITTING, ETC.
- AUTOMATIC PAGE AND CHAPTER NUMBERING
- WORKS WITH ANY TERMINAL AND PRINTER

VERSIONS AVAILABLE FOR:
VECTOR MZ with LINEEDIT
MICROPOLIS 3.0 or 4.0 with LINEEDIT
CP/M 1.4 with ED
NORTH STAR with ALS8
\$65.00 For Diskette and Manual -
\$10.00 For Manual Alone
(Calif. residents add 6% sales tax)

ORGANIC SOFTWARE
1492 Windsor Way • Livermore, CA 94550
(415) 455-4034

Circle 284 on inquiry card.

Video Sample and Hold Amplifier Features Fast Acquisition Time



The 4858 video sample and hold amplifier features an acquisition time of


130 ns to 0.01% and permits conversion rates of up to 5 MHz for 12 bit analog to digital conversion. The unit acquires signals to 8 bit, or 0.2%, accuracies in 75 ns.

The 4858 is user programmable for either transistor-transistor logic or emitter coupled logic compatibility. Applications include fast Fourier transforms, radar pulse analysis, and deglitching.

The unit is housed in a 4 by 2 by 0.6 inch (10.16 by 5.08 by 1.52 cm) metal case, providing electrostatic shielding. The 4858 is priced at \$440 in unit quantities. For further information contact Teledyne Philbrick, Allied Dr at Rt 128, Dedham MA 02026. ■

Circle 528 on inquiry card.

IBM Compatible Double Density Disk Formatter and Controller



An IBM compatible double density floppy disk formatter and controller integrated circuit, called the FD 1791, is now available from Western Digital Corp, 3128 Red Hill Av, Newport Beach CA 92663. It is designed to meet the requirements of the most widely used density mode (FM) and System 34 double density mode (MFM) applications.

The FD 1791 interfaces a processor to a floppy disk drive. The device provides the data accessing controls and the bidirectional transfer of information between the processor memory and the magnetically stored data on the disk. The disk data is stored in a data entry format compatible with either single or double density modes.

The FD 1791 is able to read, write and format a double density disk by means of its address mark detection, FM and MFM encode and decode logic, window extension, and write precompensation. Another feature allows operation in two modes: one for floppy disk and another for minifloppy. The first uses a clock input of 2 MHz and provides stepping rates of 3, 6, 10 and 20 ms. The clock input for the second is set at 1 MHz and the stepping rates change to 6, 12, 20 and 40 ms. The clock inputs are not altered when changing between single and double density.

The FD 1791 is priced at \$43.20 for quantities of 100. ■

Circle 529 on inquiry card.

High Speed 4 Bit Slice 2900 Bipolar Microprocessors



Using a new advanced bipolar LSI process, National Semiconductor Corp, 2900 Semiconductor Dr, Santa Clara CA 95051, has developed a family of higher speed 2900 type 4 bit slice microprocessor components. According to the company, they are 30 to 50 percent faster than similar designs now on the market. Designated the IDM2900 family, the new devices, 16 in all, use a process that combines low power Schottky peripheral electronics with proprietary high speed Tri-State emitter coupled logic electronics for interface. National calls this new process "SCL." For complete information on the IDM2900 family contact the company. ■

Circle 530 on inquiry card.

Two New Schottky Programmable Read Only Memories



Two new 4096 bit Schottky programmable read only memories, the 74S476 and the 74S477, have been added to Texas Instruments' bipolar memory product line. Typical access time is 35 ns. These programmable read only memories are offered in plastic (N suffix) and ceramic (J suffix) dual-in-line packages.

The devices can serve as direct replacements for any currently offered 18 pin 4 K byte memories. The prices in lots of 100 range from \$9.30 to \$18.60, depending on the package.

Inquiries should be forwarded to Texas Instruments Inc, Inquiry Answering Service, POB 5012, Dallas TX 75222. ■

Circle 531 on inquiry card.

BECKIAN ENTERPRISES



All Prime Quality — New Parts Only
Satisfaction Guaranteed

EDGE CARD CONNECTORS: GOLD PLATED.

BODY: Non brittle, solvent resistant, high temp, G.E. Valox. The finest you can buy.
CONTACTS: Bifurcated Phos./Bronze; Gold/Nickel.

ALTAIR S-100: Cont./Ctrs. .125" Row Spacing, .140"
50/100 Dip Sold. \$3.95 ea. 5 pcs. \$3.75 ea.
50/100 Sold. Eye. 6.95 ea. 5 pcs. 6.50 ea.

IMSAI S-100: Cont./Ctrs. .125" Row Spacing, .250"
50/100 Dip Sold. \$4.20 ea. 5 pcs. \$3.95 ea.
50/100 W/Wrap 3 3.75 ea. 5 pcs. 3.50 ea.
IMSAI CARD GUIDES: 0.19 ea. 5 pcs. 0.16 ea.

CROMEMCO S-100: Cont./Ctrs. .125" Row Spacing, .250"
50/100 Dip Sold. \$6.50 ea. 5 pcs. \$6.00 ea.
(Or short W/Wrap)

OTHER CONNECTORS AVAILABLE

.100" Contact Ctrs., .140" Row Spacing.
22/44 Dip Sold. \$2.30 ea. 5 pcs. \$2.10 ea.
25/50 Sold. Eye. 2.95 ea. 5 pcs. 2.75 ea.
40/80 Sold. Eye. 4.80 ea. 5 pcs. 4.50 ea.
43/86 Dip Sold. 4.90 ea. 5 pcs. 4.70 ea.
43/86 Sold. Eye. 4.90 ea. 5 pcs. 4.70 ea.

.156" Contact Ctrs., .140" Row Spacing.
6/- Sgle. Row (PET) \$1.00 ea. 5 pcs. \$0.90 ea.
22/44 Sold. Eye. (KIM) 1.90 ea. 5 pcs. 1.80 ea.
22/44 Dip Sold. (KIM) 1.90 ea. 5 pcs. 1.80 ea.
43/86 Dip Sold. 4.90 ea. 5 pcs. 4.70 ea.

.156" Contact Ctrs., .200" Row Spacing.
15/30 W/Wrap 3 \$1.05 ea. 5 pcs. \$0.95 ea.
22/44 W/Wrap 3 2.30 ea. 5 pcs. 2.10 ea.
36/72 Sold. Eye. 3.45 ea. 5 pcs. 3.30 ea.
36/72 W/Wrap 3 3.85 ea. 5 pcs. 3.70 ea.
43/86 W/Wrap 3 5.50 ea. 5 pcs. 5.00 ea.

POLARIZING KEYS FOR ALL OF THE ABOVE:

Specify "IN Contact or BETWEEN Contact"
1 to 49 pcs. \$0.10 ea. 50 pcs./Up \$0.08 ea.

SPECIAL

12/24 Pin 156" Cont./Ctrs. .200" Row Spacing.
TIN PLATED CONTACTS.
IDEAL FOR PET INTERFACE & PARALLEL USER PORT.
\$1.25 ea. 5 pcs. \$1.10 ea.

SUBMINIATURE CONNECTORS: (DB 25 SERIES, RS 232.)

DB 25P Male Plug	\$2.50 ea.	5 pcs.	\$2.20 ea.
DB 25S Female Socket	3.60 ea.	5 pcs.	3.40 ea.
DB 51212-1 Grey Hood	1.20 ea.	5 pcs.	1.10 ea.
DB 51226-1A Black Hood	1.30 ea.	5 pcs.	1.20 ea.
D 20418-2 Hardware Set	0.75 ea.	5 pcs.	0.70 ea.

SAVE: BUY A SET: (1 DB25P, 1 DB25S, Any Hood.)

1 Set: \$6.35 ea. 5 sets: \$6.15 ea.

NOTE: For Hardware, (D20418-2) Add \$.65/Set.

WHISPER FANS

Excellent for computer cabinet cooling. This is the most quiet fan you will find. Only measures 4 3/4" square by 1 1/2" deep. U. L. Listed.

\$21.00 ea. 5 pcs. \$19.00 ea.

I. C. SOCKETS. GOLD.

WIRE WRAP 3 TURN.

14 pin \$0.36 ea.

16 pin 0.38 ea.

2708 EPROMS PRIME

\$14.00 ea.

I. C. SOCKETS.

Dip Solder. Tin.

14 pin \$0.15 ea.

16 pin 0.17 ea.

8080 PRIME

\$9.00 ea.

WRITE FOR LARGER QUANTITY DISCOUNTS. DEALER INQUIRIES ARE WELCOME.

WE ARE CONNECTOR (EDGE CARD) SPECIALISTS. IF YOU DO NOT SEE WHAT YOU NEED IN THIS ADVERTISEMENT, PLEASE WRITE US. WE WILL REPLY.

TERMS: Minimum Order \$10.00; Add \$1.25 for handling and shipping. All orders over \$25.00 in USA and Canada: WE PAY THE SHIPPING.

NOTE: CA residents please add 6% sales tax.

NO C.O.D. SHIPMENTS OR ORDERS ACCEPTED.

MAIL ORDERS TO: **Beckian Enterprises**

P.O. Box 3089

Simi Valley, CA 93063

ATWOOD ENTERPRISES

KITS

\$ 79.95 4K RAM Available assembled and tested \$89.95.

\$129.95 4K PROM Bipolar 512 x 8 Proms 93448/6341.

\$149.95 8K EPROM Needs only 4K space 2716.

\$ 59.95 DIGITAL I/O 8 parallel ports plus 16 interrupts.

\$ 99.95 ANALOG IN 32 inputs, 8 bits, 100 microseconds.

\$ 49.95 PROM PROGRAMMING Burns 4. Can copy to 3.

\$ 30.00 MOTHER BOARD 8 slot with connectors and card guides.

MOTHER BOARD FREE

WITH PURCHASE OF
4 RAM BOARD KITS

MAKE CHECK OR MONEY ORDER PAYABLE TO:

Kathryn Atwood Enterprises
P.O. Box 5203, Orange, CA 92667

Discounts available at OEM quantities. For orders less than \$25 total, add \$1.25 for shipping. California residents add 6% sales tax. Estimated shipping time 2 days ARO with money order. For checks allow 7 days for check to clear.

DID YOU KNOW . . .

BIG SALE

1 each board:

Digital I/O
Eprom programming

8K Eprom Board (without 2716's)


REGULAR PRICE
\$139.85

JANUARY ONLY
\$100.00

Extra zero insertion force sockets \$5.00

What's New?

Wire Wrapping Kit for Prototype and Hobby Applications




Model WK-5B is a new wire wrapping kit that contains a complete range of tools and parts for prototype and hobby applications. The kit includes: Model BW-630 battery wire wrapping tool complete with bit and sleeve; Model WSU-30, a hand wire wrapping, unwrapping and stripping tool; a universal printed circuit board; an edge connector with wire wrapping terminals; a set of printed circuit card guides and brackets; a mini-shear with safety clip; 14, 16, 24 and 40 pin dual-in-line package (DIP) sockets; an assortment of wire wrapping terminals; a DIP inserter and extractor; and a 3 color wire dispenser complete with 50 feet each of red, white and blue Kynar insulated silver plated solid AWG 30 copper wire.

The Model WK-5B wire wrapping kit comes in a durable plastic case and is priced at \$74.95. For further information contact OK Machine and Tool Corp, 3455 Conner St, Bronx NY 10475. ■

Circle 648 on inquiry card.

Dual Programmable Data Rate Generator from Motorola



This K1135A dual data rate generator is a self-contained quartz crystal in hybrid form. The chip and crystal are

packaged in an 18 pin dual-in-line package 0.2 inches high.

The K1135A simultaneously generates a transmit and receive frequency at 16 times the transmission rate. 16 standard transmission rates can be generated by manual control or by a 4 bit address programmed in software.

Other features include a miniature size, 1.015 by 0.515 by 0.200 inches (2.578 by 1.308 by .508 cm), $\pm 0.1\%$ stability, and a separate clock frequency output (5.0688 MHz). For further information, contact Motorola Component Products, 2553 N Edington, Franklin Park IL 60131. ■

Circle 649 on inquiry card.

New Metric Heat Shrinkable Tubing

The ST221-M series of shrinkable all-purpose, irradiated polyolefin extruded tubing is suited for most electrical and electronic metric applications. The tubing is thermally stable and provides a tight mechanical bond.

Tubing sizes range from 1.191 mm (0.047 inches) through 25.4 mm (1 inch) and are available in standard lengths of 1.219 meters (47.99 inches) in various standard packages of 6.096 meters (20 feet) and 30.48 meters (100 feet).

The metric tubing features a shrink ratio of 2:1 with only 5 percent longitudinal shrinkage.

Stock colors are black, white, red, yellow, blue and clear. Detailed information and complete specifications are available from the Cole-Flex Corp, 91 Cabot St, W Babylon NY 11704. ■

Circle 651 on inquiry card.

The Slimline TI-50 Fits In Your Pocket



The Slimline TI-50 is a scientific pocket calculator with statistics, from Texas Instruments. The TI-50 offers 60 algebra calculator functions, including logarithms, trigonometry and statis-

tics. It also includes two full arithmetic memories with a new constant memory feature which allows the calculator to retain data entered in the memories whether the unit is on or off. The constant memory enables retention of continuously used constants, values and statistics, reducing the time needed to perform repetitive entries and operations. The unit also features TI's algebraic operating system (AOS), which includes 15 levels of parentheses and up to four pending operations. The automatic power down (APD) automatically shuts the calculator off after 15 minutes of nonuse.

Other features include a large liquid crystal display (LCD) 8 digit readout, and scientific notation (5 digit mantissa, 2 digit exponent display format) with mantissa expansion capability. A special battery indicator provides a convenient check on battery condition.

The TI-50 is priced at \$35. For further information contact Texas Instruments Inc, Consumer Relations, POB 53 (Attn: TI-50), Lubbock TX 79408. ■

Circle 650 on inquiry card.

Diskette Filing System

The Super Diskette Filing System is an easel type vinyl covered binder with 20 specially designed 8½ by 11 inch vinyl 3 ring binder inserts. Each insert holds two disks and provides space for noting contents in an abbreviated form beside the disk and a larger pouch over the bottom of the disk for more extensive notes.

Diskettes need only be labeled with a small numbered label to associate them with their pouch. A separate pouch is provided for self-stick labels and write protect tabs.

Included with the package is a punch, template and complete instructions for modifying single side disks so that both surfaces can be used.

The retail price for this system is \$69.95. Contact Aaron Associates, POB 1720A, Garden Grove CA 92640. ■

Circle 652 on inquiry card.

SAVE

COMPUTER INTERFACES & PERIPHERALS

SAVE

For free catalog including parts lists and schematics, send a self-addressed stamped envelope.

APPLE II SERIAL I/O INTERFACE *

Part no. 2

Baud rate is continuously adjustable from 0 to 30,000 • Plugs into any peripheral connector • Low current drain. RS-232 input and output • On board switch selectable 5 to 8 data bits, 1 or 2 stop bits, and parity or no parity either odd or even • Jumper selectable address • SOFTWARE • Input and Output routine from monitor or BASIC to teletype or other serial printer. • Program for using an Apple II for a video or an intelligent terminal. Also can output in correspondence code to interface with some selectrics. Board only — \$15.00; with parts — \$42.00; assembled and tested — \$62.00.



T.V. TYPEWRITER

Part no. 106

• Stand alone TVT • 32 char/line, 16 lines, modifications for 64 char/line included • Parallel ASCII (TTL) input • Video output • 1K on board memory • Output for computer controlled cursor • Auto scroll • Non-destructive cursor • Cursor inputs: up, down, left, right, home, EOL, EOS • Scroll up, down • Requires +5 volts at 1.5 amps, and -12 volts at 30 mA • All 7400, TTL chips • Char. gen. 2513 • Upper case only • Board only \$39.00; with parts \$145.00



8K STATIC RAM

Part no. 300

• 8K Altair bus memory • Uses 2102 Static memory chips • Memory protect • Gold contacts • Wait states • On board regulator • S-100 bus compatible • Vector input option • TRI state buffered • Board only \$22.50; with parts \$160.00




MODEM *

Part no. 109

• Type 103 • Full or half duplex • Works up to 300 baud • Originate or Answer • No coils, only low cost components • TTL input and output-serial • Connect 8 ohm speaker and crystal mic. directly to board • Uses XR FSK demodulator • Requires +5 volts • Board \$7.60; with parts \$27.50



TIDMA *



Part no. 112

• Tape Interface Direct Memory Access • Record and play programs without bootstrap loader (no prom) has FSK encoder/decoder for direct connections to low cost recorder at 1200 baud rate, and direct connections for inputs and outputs to a digital recorder at any baud rate. • S-100 bus compatible • Board only \$35.00; with parts \$110.00

DC POWER SUPPLY *

Part no. 6085

• Board supplies a regulated +5 volts at 3 amps., +12, -12, and -5 volts at 1 amp. • Power required is 8 volts AC at 3 amps., and 24 volts AC C.T. at 1.5 amps. • Board only \$12.50; with parts excluding transformers \$42.50



RS 232/TTY *

Part no. 600

• Converts RS-232 to 20mA current loop, and 20mA current loop to RS-232 • Two separate circuits • Requires +12 and -12 volts • Board only \$4.50, with parts \$7.00



TAPE INTERFACE *

Part no. 111


• Play and record Kansas City Standard tapes • Converts a low cost tape recorder to a digital recorder • Works up to 1200 baud • Digital in and out are TTL-serial • Output of board connects to mic. in of recorder • Earphone of recorder connects to input on board • No coils • Requires +5 volts, low power drain • Board \$7.60; with parts \$27.50



UART & BAUD RATE GENERATOR *

Part no. 101

• Converts serial to parallel and parallel to serial • Low cost on board baud rate generator • Baud rates: 110, 150, 300, 600, 1200, and 2400 • Low power drain +5 volts and -12 volts required • TTL compatible • All characters contain a start bit, 5 to 8 data bits, 1 or 2 stop bits, and either odd or even parity. • All connections go to a 44 pin gold plated edge connector • Board only \$12.00; with parts \$35.00 with connector add \$3.00



RS 232/TTL *

Part no. 232

• Converts TTL to RS-232, and converts RS-232 to TTL • Two separate circuits • Requires -12 and +12 volts • All connections go to a 10 pin gold plated edge connector • Board only \$4.50; with parts \$7.00 with connector add \$2.00



ELECTRONIC SYSTEMS

Dept. B,


P.O. Box 21638, San Jose, CA. USA 95151

To Order:

Mention part number and description. For parts kits add "A" to part number. In USA, shipping paid for orders accompanied by check, money order, or Master Charge, BankAmericard, or VISA number, expiration date and signature. Shipping charges added to C.O.D. orders. California residents add 6.5% for tax. Outside USA add 10% for air mail postage, no C.O.D.'s. Checks and money orders must be payable in US dollars. Parts kits include sockets for all ICs, components, and circuit board. Documentation is included with all products. All items are in stock, and will be shipped the day order is received via first class mail. Prices are in US dollars. No open accounts. To eliminate tariff in Canada boxes are marked "Computer Parts." Dealer inquiries invited. 24 Hour Order Line: (408) 226-4064

* Circuits designed by John Bell

BYTE^{T.M.} is available in microform



Please send me additional information.

Name _____
Institution _____
Street _____
City _____
State _____ Zip _____

University Microfilms International

300 North Zeeb Road
Dept. P.R.
Ann Arbor, MI 48106
U.S.A.

18 Bedford Row
Dept. P.R.
London, WC1R 4EJ
England

NEW
IN STOCK

The EW-2001 A "Smart" VIDEO BOARD KIT At A "Dumb" Price!

A VIDEO BOARD + A MEMORY BOARD + AN I/O BOARD - ALL IN ONE!

- STATE OF THE ART TECHNOLOGY USING DEDICATED MICROPROCESSOR I.C.
- NUMBER OF I.C.s REDUCED BY 50% FOR HIGHER RELIABILITY ■ MASTER PIECE OF ENGINEERING ■ FULLY SOFTWARE CONTROLLED

\$199.95

Priced at ONLY Basic Software Included

SPECIAL FEATURES:

- S-100 bus compatible
- Parallel keyboard port
- On board 4K screen memory (optional)* relocatable to main computer memory
- Text editing capabilities (software optional)
- Scrolling: up and down through video memory
- Blinking characters
- Reversed video
- Provision for on board ROM
- CRT and video controls fully programmable (European TV)

- Programmable no. of scan lines
 - Underline blinking cursor
 - Cursor controls: up, down, left, right, home, carriage return
 - Composite video
- *Min. 2K required for operation of this board.

DISPLAY FEATURES:

- 128 displayable ASCII characters (upper and lower case alphanumeric, controls)
- 64 or 32 characters per line (jumper selectable)
- 32 or 16 lines (jumper selectable)
- Screen capacity 2048 or 512
- Character generation: 7 x 11 dot matrix

OPTIONS:

- Sockets \$10.00
- 2K Static Memory (with Sockets) \$45.00
- 4K Static Memory (with Sockets) \$90.00
- Complete unit, assembled and tested with 4K Memory \$335.00
- Basic software on ROM \$20.00
- Text editor on ROM \$75.00

DEALER

INQUIRIES WELCOMED

TI PROGRAMMER \$53.95

Hexadecimal. Octal. Decimal.
Enter a number in base 8, 10, or 16. TI Programmer can quickly convert to either of the other bases. Rapidly handle arithmetic in all three bases giving you more time for important programming or troubleshooting tasks.
Ideal for use with any size computer. TI Programmer uses integer "two's complement" arithmetic in hexadecimal and octal bases.



\$44.95
DATA CHROM

Large, easy-to-read 8-digit liquid crystal display. Clock mode displays time, day, date, and AM/PM. Stopwatch mode displays hours, minutes, seconds and tenths of seconds up to 9-59-59.9.
Economical—you'll get typically 12 months normal operation on a single set of batteries.
Attractive—comes in brown vinyl wallet folder with insert pockets for business cards. Makes a neat addition to your personal or business accessories.
24-hour alarm.
Stopwatch records and displays lap and total elapsed times. Up to one-tenth of a second accuracy.

SHIPPING: \$3.50

California residents add 6% sales tax

ELECTRONICS WAREHOUSE Inc.

1603 AVIATION BLVD. Dept.
REDONDO BEACH, CA. 90278
TEL. (213) 376-8005



WRITE FOR FREE CATALOG
Minimum Order: \$10

ASCII KEYBOARD KIT \$74.00



Additional Improvements: Double Size Return Key Control Characters Molded on Key Caps

- Power: +5V 275mA
- Upper and Lower Case
- Full ASCII Set
- 7 or 8 Bits Parallel Data
- Optional Serial Output
- Selectable Positive or Negative Strobe, and Strobe Pulse Width
- 2 Key Roll-Over
- 3 User DEfineable Keys
- P.C. Board Size: 17-3/16" x 5"

OPTIONS:

- Metal Enclosure Painted Blue and White \$27.50
- 18 Pin Edge Con. \$ 2.00
- I.C. Sockets \$ 4.00
- Serial Output Provision (Shift Register) \$ 2.00
- Upper Case Lock Switch for Capital Letters and Nos. \$ 2.00
- Assembled (on Sockets) and Tested \$90.00

APPLE II I/O BOARD KIT

Plugs Into Slot of Apple II Mother Board

- 18 Bit Parallel Output Port (Expandable to 3 Ports)
- 1 Input Port
- 15mA Output Current Sink or Source

1 free software listing for SWTP PR40 or IBM selectric

PRICE:

- 1 Input and 1 Output Port for \$49.00
- 1 Input and 3 Output Ports for \$64.00
- Dealer Inquiries Invited

Can be used for peripheral equipment such as printers, floppy discs, cassettes, paper tapes, etc.

COMPAS Reduces Prices on 6500 Processor Cross Assemblers

COMPAS has reduced the prices on all its cross assemblers for the 6500 processor family. The 6500 is built by MOS Technology, SYNERTEK and Rockwell. All cross assemblers are now priced at \$600 which includes test programs and one year free support. Two versions of the cross assemblers are offered.

The MINmic 1165 cross assembler is available for any PDP-11 using the RT-11 operating system and was formerly priced at \$900. The MINmic cross assembler is written in MACRO 11 for maximum speed and requires 5 K words memory. Normal distribution is on floppy disk or RK05 disk. This assembler may be used in conjunction with the CSL/65 cross compiler which also runs on any similar PDP-11.

For further information contact COMPAS, Computer Applications Corp, 413 Kellogg, Ames IA 50010. ■

Circle 584 on inquiry card.

Run Program at 0000 with Your Poly 88

Having trouble running software beginning at hexadecimal 0000 on your PolyMorphic Poly 88 computer, due to the on board system monitor? A new Super-Monitor is now available which permits the use of low off board programmable memory for program storage. The Super-Monitor plugs into the two remaining read only memory sockets on the Poly processor card and leaves the original monitor intact. The monitor features: dump, move, verify, erasable read only memory (EROM), programmer, fill, in, out, cassette save, cassette load, search, serial port driver, GOTO, memory modify and return to Poly monitor. It is available as a set of two 2708 erasable read only memories with complete documentation for \$59 plus shipping from Computer Hobbies Unlimited, 9215 Midlothian Tpk, Richmond VA 23235. ■

Circle 585 on inquiry card.

Apple Users Get Access to Dow Jones Information Service



Apple Computer Inc has announced a new service to provide owners of its computers with stock portfolio information and other financial services.

Using a telephone linkup, users of Apple II computers will be able to dial Dow Jones' Stock Quote Reporter Service for 15 minute delayed stock and bond quotations. This information along with software provided by Apple will enable the user to determine current portfolio value, short and long term

gains, and rate of return, among other things. At a later date, Apple II users will also be able to call up current news on companies in their user's portfolio.

The cost of the stock quote service includes a 1 time fee of \$25 plus a usage charge of \$3 for the first three minutes plus \$.50 a minute thereafter for each usage session.

Contact Apple Computer Inc, 10260 Bandley Dr, Cupertino CA 95014. ■

Circle 588 on inquiry card.

Cromemco Trace System Simulator

Trace is a system simulator program designed to facilitate assembly language program development on Cromemco computer systems. Trace emulates the behavior of a Z-80 processor as it follows the logic of the user program.

Virtually all aspects of system operation can be simulated, including prioritized interrupts and input/output (IO) commands. Trace options include control of register display and choice of display frequency. A historical record of program execution is maintained in a 100 instruction circular queue.

Features which locate errors quickly include: warnings if the user writes to unexpected areas, simulation of IO commands on the console, undefined calls to CDOS routines, improper return from subroutine calls, and execution of branch instructions or decimal adjust if the relevant flags are in an undefined state.

The advanced features of Trace enable it to be used in place of logic analyzers or in-circuit emulators in program development.

It is available on minifloppy (Model TSS-S) or floppy (Model TSS-L) IBM format disks for \$95. For additional information contact Cromemco Inc, 280 Bernardo Av, Mountain View CA, 94040. ■

Circle 586 on inquiry card.

Software Packaged in North Star Format

MicroAge has introduced new applications software on minifloppy disk that is packaged in North Star format. Each of the programs is ready to run in any S-100 8080 or Z-80 computer system. They include: financial programs, mathematical analysis programs, statistical programs and miscellaneous programs, volume 1 and 2 games, backorder program, mailing list, and North Star disk operating system for the Centronics printer. Priced at \$35 each, they are available from MicroAge Mail Order, 803 N Scottsdale Rd, Tempe AZ 85281. ■

Circle 587 on inquiry card.

Simulation Package for Minicomputers

Mini-Dynamo is a simulation package designed for the PDP-11, NOVA, Eclipse, Varian and other minicomputers. Mini-Dynamo offers standard Dynamo equation formats, easily specified tabular and graphical output (with automatic or user specified scaling), automatic sorting of equations for correct computational order, ability to rerun the model without recompiling, and a variety of options to tailor output to users' needs (Dynamo is a continuous simulation language for large computers).

The one time license fee is \$2500, or \$1000 for educational institutions. Mini-Dynamo can be licensed from Pugh-Roberts Associates Inc, 5 Lee St, Cambridge MA 02139. ■

Circle 589 on inquiry card.

ITHACA AUDIO

THE OEM MARKETPLACE

© 1978 ITHACA AUDIO

IA Expands S-100 Line

Video Display Board

Featuring a full 128 upper/lower case ASCII character set stored in a 1K buffer memory. Easy to read 16 line x 64 character format can be displayed on an inexpensive video monitor or a modified TV set. Includes a TTY software driver. Add our powerful K 2 FDOS to create a versatile operator console.

\$25.00

Disk Controller Board

Controls up to 4 single or double sided drives. Data protect features include automatic disable of write-gate during power-down for data integrity. Supported by a reliable software package, K 2 FDOS and complete diagnostic documentation.

\$35.00

K2 Operating System

Power full disk software in the DEC tradition. Includes Text Editor (TED), File Package (PIP), Debugger (HDT), Assembler (ASMBLE), HEXBIN, 1 COPY, System Generator (SYSGEN). Command syntax follows Digitals OS-8, RT/11 format. First in a family of high level software. Soon to be released, FORTRAN & Pascal Compilers.

\$75.00

Field-proven reliable engineering

Over 10,000 boards worldwide prove Ithaca Audio provides the quality and reliability you demand.

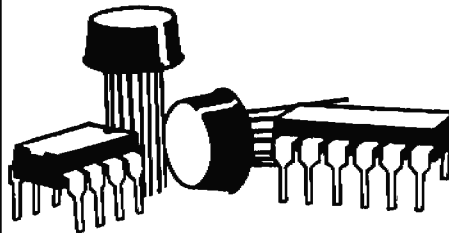
Ithaca Audio Boards are fully S-100 compatible, featuring gold edge connectors and plated-through holes. All boards (except the Protoboard) have fully buffered data and address lines, DIP switch addressing, solder mask and parts legend.

Z-80 CPU Board Most powerful 8 bit central processor available. Featuring power-on-jump, provision for on-board 2708. Accepts most 8080 software. **\$35.00**

8K Static RAM Board High speed static memory at the lowest cost per bit. Includes memory protect/unprotect and selectable wait states. **\$25.00**

2708/2718 EPROM Board Indispensable for storing dedicated programs and often used software. Accepts up to 16K of 2708's or 32K of 2716's. **\$25.00**

Protoboard Universal wire-wrap board for developing custom circuitry. Accepts any size DIP socket. **\$25.00**



RAM! 32K for \$359.

Ithaca Audio is now stocking the Mostek 4115 add-on RAM for S.D.'s Expandoram. Buy their basic board, 32K of RAM from us and SAVE.

S.D. SALES Expandoram board \$199
Ithaca Audio 32 4115's @ \$5.00 ea. 160
32K Only \$359

Mass Storage at Incomparable Prices.

Ithaca Audio Floppy Disk

- Up to 250K bytes, single sided
- Up to 500K bytes, double sided
- Data protect
- Powerful software operating system includes 8 utility programs, text editor.

Add the capacity of full size disk to your S-100 microcomputer. Controller, Disk Drive, and Software available separately.

**Memorex single sided
550 Flexible Disk Drive \$456.**

**Memorex double sided
552 Flexible Disk Drive \$630.**

Disk Controller Board \$35.

**K2 FDOS Available on 8"
floppy disk w. manual \$75.**

Quality Components

ZILOG Z-80	\$19.00
ZILOG Z-80A	23.00
INTEL 2708	11.00
FAIRCHILD 2102 LHPC	1.60
FAIRCHILD 2102 LIPC	1.35

IMSAI 8080 Kit with 22 Slot M.B.

\$560.00

plus \$10.00 shipping.

HOW TO ORDER

Send check or money order, include \$2.00 shipping per order N.Y.S. Residents include tax.

For technical assistance call or write to:

ITHACA AUDIO

P.O. Box 91
Ithaca, New York 14850
Phone: 607/273-3271

What's New?

SOFTWARE

Graphics Software for 6800 Computers
with a GT-61 Graphics Display



Graph #1 and Graph #2 are utility packages enabling use of the SwTPC GT-61 graphics display with a 6800 computer. Graph #1 is for use with a machine language, while Graph #2 is for use through SwTPC 8 K BASIC, version 2. When using Graph #2 the user can program the GT-61 display directly from a BASIC program without any machine language programming.

Both versions can display, as well as erase, points, lines and the complete upper case ASCII character set. There is additional capability for user defined characters. Applications for these packages include display of statistical data complete with legends, and games.

Each package is priced at \$5.50 for paper tape or \$6.50 for Kansas City standard cassette. The package includes a 22 page instruction manual with sample programs and a full source listing of Graph. To order, contact Applied Microcomputer Systems, POB 68, Silver Lake NH 03875. ■

Circle 643 on inquiry card.

CP/M Available
for Users of
Micropolis Disk System

Micropolis disk users can now join the software bus. Without any hardware changes CP/M can be run with all the features available to users of the system on standard floppy disks. CP/M on Micropolis (version 1.4) is available for \$145. The following is also available for the CP/M user with Micropolis hardware: Microsoft FORTRAN-80, \$400; Microsoft disk extended BASIC, \$300; CBASIC compiler/interpreter BASIC, \$95; MAC macroassembler, \$100; SID symbolic instruction debugger, \$85; and BASIC-E compiler/interpreter BASIC, \$30. For more information about the above products write to Lifeboat Associates, 164 W 83rd St, New York NY 10024. ■

Circle 644 on inquiry card.

Business Software Package

A business software package has been announced by Aaron Associates, POB 1720A, Garden Grove CA 92640. The package includes a general ledger, accounts receivable, accounts payable and payroll package, inventory and manufacturing package, and a mailing list package.

Required equipment for this package includes a line printer (Okidata 22 preferred), terminal (Soroc IQ 120 preferred), dual North Star disk drive system with North Star BASIC and 32 K bytes of memory.

The package comes with ten named files, over 70 programs, a user's manual and workbook, and 200 pages of program listings. The price is \$177. ■

Circle 645 on inquiry card.

BASIC Business Software for 6800 Computers

Three new software programs for 6800 systems using BASIC are now available from the Stephen Moe Company, POB 595, Springfield OR 97477. The software is designed to run on the SwTPC processor with Smoke Signal, SwTPC or PerCom disks or cassettes.

The inventory software provides a capacity of up to 1000 80-character items per disk. Contents are item search, daily activity report, minimum quantity search, list by item, list by class, list by vendor, access a different file, update a file, and create a new file.

The payroll software tabulates payroll records, prints paychecks, lists employee records, summarizes employer tax records, creates new files, opens a different file and assembles end of year or quarter records.

The billing program prints mailing labels, bills, overdue and aging notices, as well as providing reports for customer accounts receivable, sales and last purchase. It also has file handling capabilities.

All programs run in 16 K bytes. They are available on disk or cassette for \$200 each. ■

Circle 646 on inquiry card.

Free PET Computer Services

Two free PET services are available through the Microcomputer Resource Center Inc, 5150 Anton Dr, Room 212, Madison WI 53719. They include the PET Cassette Exchange, a program library whereby free exchange programs are available for the PET computer on cassette with no service charge. The *Ultimate PET Resource Handbook* is a continually updated listing of all hardware and software sources for the PET. For a free copy of this handbook send a self-addressed stamped envelope. ■

Circle 647 on inquiry card.

TEXAS INSTRUMENTS
INCORPORATED

THERMAL PRINTER

\$49.95

HANDLING CHARGE INCLUDED

- 12 characters/line
- 5 x 7 dot matrix
- Alphanumeric capability
- Weighs 6 ounces
- Uses 2 1/4 inch thermal paper

Send check, money order, or Master Charge or VISA number and expiration date to:

BOOTSTRAP ENTERPRISES
100 N. Central Expressway
Richardson, Texas 75080
(214) 238-9262

Circle 36 on inquiry card.

Scotch
BRAND

DISKETTES

740-0	8"	Soft Sector, one side	10 for \$41.00
740-2-0	8"	Soft Sector, two side	10 for \$63.00
740-32	8"	Hard Sector, one side	10 for \$45.00
740-32-32	8"	Hard Sector, two side	10 for \$66.00
741-0	8"	Soft Sector, double density	10 for \$53.00
741-32	8"	Hard Sector, double density	10 for \$56.00
744-0	5 1/4"	Soft Sector, one side	10 for \$41.00
744-10	5 1/4"	10 Hole, one side	10 for \$43.00
744-16	5 1/4"	16 Hole, one side	10 for \$45.00

ORDERING INFORMATION

- Orders under \$50 and COD'S add \$2.
- We accept Visa or Master Charge.
- California Residents add 6% sales tax.

DEALER INQUIRES INVITED

CENTURY ELECTRONICS

447 Alameda Road • P.O. Box 429 • Brea, Calif. 92621
(714) 998-3051

Circle 47 on inquiry card.

Terminal Systems
is
Dealing /
ADM 3A

FOR THE BEST DEAL Call!

TERMINAL SYSTEMS INC.
1700 WILSON STREET • WORTHINGTON, CALIFORNIA 95791

(213) 769-6772 (714) 738-4444
(415) 637-7723 (800) 423-2440

Rely on US

Circle 377 on inquiry card.

Unclassified Ads

FOR SALE: TVC video board from Digital Group, \$75. Heath IO-12 scope, \$45. Super CT-1024 with monitor, \$299. SwTPC PR-40 printer, \$195. 4 K memory boards for 6800, \$69. 8 K Seals memory for 6800, \$169. Smoke Signal disc for 6800, \$639. All prices firm. Will consider trades. Stuart Brown, 1116B Easton Av, Somerset NJ 08873, (201) 249-7972.

FOR SALE: Boris Chess Computer, complete with board, pieces and instruction manual. Decision time for moves from 5 seconds to 99 hours. Plays Black/White. Standard algebraic chess notation will display current position of pieces on request; with 2 minutes decision time, beats micro-1.5 in 17 to 30 moves. Cost \$300 new, will sell for \$200. Rick Racine, 445 S 72nd Kansas City KS 66111.

FOR SALE: Meca dual cassette and controller, digital systems dual 8 inch and controller, 2 each. 16 K TDL memory boards. Make offer. (714) 770-7789.

FOR SALE: New 32 K Dynamic Digital Group memory, factory assembled. Discovered that my new software requires static. \$675 (1 pay postage). Frank Fitch, 2347 A Market Street, San Francisco CA 94114, (415) 543-6345 work or (415) 861-4881 home.

TRS-80 OWNERS: I am interested in surveying TRS-80 users. Write Prof Bill Parks, Chasa-203, State University College, 1300 Elmwood Av, Buffalo NY 14222.

FOR SALE: Microprocessor computer program course and trainer computer. All built and in perfect condition, \$275 shipping included. N Swan, 4839 Beaune Rd, Ludington MI 49431.

FOR SALE: Altair 8800, with 16 slot mother board plus 16 edge connectors, cooling fan modification, 2510-serial IO with both ports, 88-PIO parallel IO board, 1 K static memory with 512 bytes of memory, 12 K static memory, 4 K programmable memory software board with 8080 assembler, text editor, system monitor, and all documentation. All assembled and tested \$1000, you pay shipping. Don Cheeseman, 8231 Creeksline Dr, San Antonio TX 78251, (512) 681-4938.

FOR SALE: DIGI-LOG Telecomputer II portable terminal with 5 inch monitor and carrying case. ASCII code, built-in acoustic coupler. Suitable for timesharing computer applications. Will ship UPS, \$1200. Gene Witherup, RD #4, Bloomsburg PA 17815, (717) 784-5366.

FOR SALE: (in Canada) IMSAI 8080 with 22 slots, \$1000. 32 K of TDL 250 ns memory, \$1100. ADM3 display, only \$1000. Teletype model 40 3001 per minute printer, \$2800. ICOM dual disk full size floppy, \$2400. Prefer to sell system complete with interface cards, cables, FDO53 operating system, Assembler, BASIC (DEBB1), and editor, \$8500. Ron Cox, 2208 Victoria Av, Windsor Ontario, CANADA, N8X 1R1 (519) 969-9692.

NEW UNCLASSIFIED POLICY

Readers who have equipment, software or other items to buy, sell or swap should send in a clearly typed notice to that effect. To be considered for publication, an advertisement must be clearly noncommercial, typed double spaced on plain white paper, contain 75 words or less, and include complete name and address information.

These notices are free of charge and will be printed one time only on a space available basis. Notices can be accepted from individuals or bona fide computer users clubs only. We can engage in no correspondence on these and your confirmation of placement is appearance in an issue of BYTE.

Please note that it may take three or four months for an ad to appear in the magazine.

WANTED: Manual for Instant Input Assembler-Version 1 (for 9800 Super Starter System by Technico). Will pay at least original cost. William T Wilson, 203 Oxford St, Portland ME 04111.

FOR SALE: Remex high-speed punched paper tape reader and spooler model RR-101 D/R. Requires a parallel interface. Asking \$50 and you pay shipping. Charles B Wall, Rt #3, Clarksville TN 37040, (615) 562-2199.

FOR SALE OR TRADE: Technico Super Starter System, assembled and working. Uses TMS 9900 16 bit processor. Has 32 IO lines, serial port, 2 K programmable memory, programmable read only memory monitor/assembler, erasable read only memory programmer, etc. Includes power supply, \$450. Also REMEX high-speed papertape reader, \$125. Trade for plotter or color monitor. Jim McCord, 330 Vereda Leyenda, Goleta CA 93017, (805) 968-8681.

FOR SALE: Szerlip "programmable memory setter," erasable read only memory programmer for S-100 bus computers. Programs 1702A, 2708 erasable read only memories - can also program 2716s. Assembled version, supplied with all cabling, documentation and software. Never used. Current list price \$375, first offer over \$200 accepted. Also, 16 INTEL 1702A erasable read only memories, \$3 each, lot of 16 only. Edwin J Kroeker, 46 Woodcliff Rd, Newton MA 02161, (617) 527-6369.

FOR SALE: For LSI-11, Heath H-11 owners. 4 K memory core - use as small disk, keep loader or BASIC resident in memory. Also 16 K dual width Intel memory. \$425 each, \$700 for both. Ed Judge (413) 684-7169 anytime.

FOR SALE: Cromemco Z2-D Microcomputer, 21 slots, blue table cabinet, 48 K programmable memory, one minifloppy, Dynabyte naked terminal, all 4 MHz compatible, with all cables in running condition with 12 inch monitor, U/C ASCII bps, 16 K BASIC, CDOS, editor, etc, and games in BASIC. Vincent Pinto, Gate Hill Rd, Stony Point NY 10980, (914) 947-2740.

FOR SALE: Cromemco A-D Converter, \$180. Factory built, like new. A Bob, 148 W77, New York NY 10024.

FOR SALE: Complete Xitan system. Includes Z-processor; SMB 1:32 K of programmable memory (two Z-16s); TDL video display board; TDL 12 K BASIC in read only memory and on cassette tape (relocatable); 16 K read only memory board; interface 1 board which provides I/O (standard EIA 25 pin connectors) for RS-232 and 20MA. All documentation and tapes necessary to operate system. Also Digital Group keyboard. Asking \$2400. Terry Young, 4 Aiken St, Derry NH 03038.

FOR SALE: New Slo-Syn Model MO91-FD-318 200 steps per revolution stepping motors. Operate on 5.9 VDC. In original cartons with literature and switching order. Intended for servo mechanisms but can be used for other things. \$20. D C Suits, 2619 Essex Rd, Ann Arbor MI 48104.

FOR SALE: TDL Xitan system: Z-80 Z-processor board, Z16 16 K memory, and SMB interface board; 8 K Godbout memory; all standard TDL software (including 12 K Super BASIC) on cassette. Runs perfectly. Original cost over \$1900, first certified check for \$1300 takes it. Also MERLIN S-100 graphics board with 1 K read only memory monitor and 320 X 200 resolution, \$300. Bert Katzung, 85 Knoll Rd, San Rafael CA 94901, (415) 456-5812.

FOR SALE: PERTEC ICOM FDO5-II dual drive/single density floppy disk drive with Intel interface card. Almost new—paid \$3,300—will take

best offer received one month after offer appears. Gary Miner, POB 1177, Santa Cruz CA 95061, (408) 429-1331.

WANTED: January 1976 BYTE. Will buy or trade. Have October, November, December 1976 for trade or \$1 each. Glenn Whitham, 9 Trinity Pl, Wayland MA 01778.

FOR SALE: Heathkit H8 and H9, two cassette recorders, fully assembled with 8 K of memory. Included in package are Heath BASIC, assembler, editor, and debug manuals. Selling for \$1175, almost \$200 less than original unassembled kit price. Contact Jon Nareff, 366 Great Swamp Rd, Glastonbury CT (203) 633-2060.

FOR SALE: Challenger 2 processor with 8 K polled keyboard and 540 video board, \$650. Bruce Higer, 19 Woodland Dr, Sands Pt NY 11050, (516) 883-9543.

FOR SALE: For Selectric IO 731 series, 24/48 V power supply, data and power supply cables and plugs, plus full documentation and software on interface to S-100 bus. First \$50 takes it. Daniel Eisenberg, 1507 Sharon Rd, Tallahassee FL 32303, (904) 385-4148.

FOR SALE: Complete system. Altair 8800b with 48 K programmable memory, SOROC video terminal, two North Star disks, Diablo RO printer. All assembled and operating. Will sell all or part. Many extras. Send SAE for details and prices. G Briggs, 6195 Deer Path, Manassas VA 22110.

FOR SALE: L/N, T159, PC100A printer, 40 new program cards, master library read only memory, static read only memory, static packette, manuals. Reason for sale: data analysis for research project finished. First money order for \$320 gets all. A Brandwein, 745 Fifth Av, New York NY 10022, (212) P15-6081.

FOR SALE: Rockwell XPO-1 development system for PPS-4/1 microprocessors with optional assemblers, power supply and 1 K programmable memory. Never used. \$450. G Hyman, 22 Cross Hill Av, Yonkers NY 10703, (914) 476-2129.

FOR SALE: Two National Multiplex 3M3-A digital cassette recorders and 2S10R interface/monitor board. Storage capacity per 3M data cartridge of up to 2 M bytes. Search capability up to 50 k. Will sell for best price over \$350. B Wagman, POB 57091, Washington DC 20037.

FOR SALE: Heath H11 computer (LSI-11 based) with 16 KB programmable memory, serial IO board, parallel IO board, H10 paper tape reader/punch, EIS/FIS extended instruction chip, documentation, software. 100 percent assembled and tested. \$1800 or best offer. Dave Morrill, 1260 NW 17 Av #4, Rochester MN 55901, (507) 282-0758 evenings.

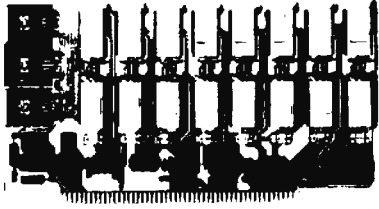
FOR SALE: Complete set of BYTE magazines, volume 1, # 1 through volume 3, # 8 (August 1978). Excellent condition. Make offer. M A Richards, 1470 Hampton Glen Ct, Decatur GA 30033.

SCHOOL COMPUTER NEEDS HELP: In need of driver software, instructions or documentation for interfacing a Monroe cassette recorder with a Monroe 8080 for program storage. Also information on mark sense card hookup. I'm new to computing and need it for a school computer. Robert Geier, 4875 Countryside, Lyndhurst OH 44124.

FOR SALE: Heath H-9 video Terminal. Up and running, all documentation. \$425 and I pay shipping. Andy Thornburg, RR2, Thompsonville IL 62890, (618) 627-2166.

FOR SALE: DEC PDP-8m, mint, with teletype interface, with 4 K core memory, \$1100. With 8 K core memory \$1800. 8 K MOS board \$475. Most peripherals and software available, repairs and custom interfacing, systems consulting, trades. PORTACOM, briefcase, impact, ASCII terminals complete with modems. Reconditioned with manuals \$595. New cost is \$1500. New boxed ASR33, \$1100. Used, \$595. K2DCY, POB 632, W Caldwell, NJ 07006. (201) 226-9185 evenings.

16K EPROM CARD-S 100 BUSS



\$59.95
KIT
OUR
BEST
SELLING
KIT!


USES 2708's!

Thousands of personal and business systems around the world use this board with complete satisfaction. Puts 16K of software on line at **ALL TIMES!** Kit features a top quality soldermasked and silk-screened PC board and first run parts and sockets. All parts (except 2708's) are included. Any number of EPROM locations may be disabled to avoid any memory conflicts. Fully buffered and has WAIT STATE capabilities.

OUR 450NS 2708'S
ARE \$8.95 EA. WITH
PURCHASE OF KIT

ASSEMBLED
AND FULLY TESTED
ADD \$25

8K LOW POWER RAM KIT-S 100 BUSS



\$129 KIT

Use 21L02
450 NS RAMS!


Thousands of computer systems rely on this rugged, work horse, RAM board. Designed for error-free, NO HASSLE, systems use.

KIT FEATURES:

- 1 Doubled sided PC Board with solder mask and silk screen layout Gold plated contact fingers
 - 2 All sockets included.
 - 3 Fully buffered on all address and data lines
 - 4 Phantom is jumper selectable to pin 67
 - 5 FOUR 7805 regulators are provided on card
- Blank PC Board w/Documentation \$29.95
Low Profile Socket Set...13.50
Support IC's (TTL & Regulators) \$8.75
Bypass CAP's (Disc & Tantalums) \$4.50
- ASSEMBLED AND FULLY BURNED IN ADD \$30**

16K STATIC RAM KIT-S 100 BUSS

\$295 KIT



FULLY
STATIC, AT
DYNAMIC PRICES

WHY THE 2114 RAM CHIP?

We feel the 2114 will be the next industry standard RAM chip (like the 2102 was). This means price, availability and quality will all be good! Next, the 2114 is FULLY STATIC! We feel this is the ONLY way to go on the S-100 Buss! We've all heard the HORROR stories about some Dynamic RAM Boards having trouble with DMA and FLOPPY DISC DRIVES. Who needs these kinds of problems? And finally, even among other 4K Static RAM's the 2114 stands out! Not all 4K static RAMs are created equal! Some of the other 4K's have elocked chip enable lines and various timing windows just as critical as Dynamic RAM's. Some of our competitor's 16K boards use these tricky devices. But not us! The 2114 is the ONLY logical choice for a trouble-free, straightforward design.

KIT FEATURES

- 1 Addressable as four separate 4K Blocks
- 2 ON BOARD BANK SELECT circuitry (Cromemco Standard) Allows up to 512K on line!
- 3 Uses 2114 (450NS) 4K Static Rams
- 4 ON BOARD SELECTABLE WAIT STATES
- 5 Double sided PC Board with solder mask and silk screened layout Gold plated contact fingers
- 6 All address and data lines fully buffered
- 7 Kit includes ALL parts and sockets
- 8 PHANTOM is jumpered to PIN 67
- 9 LOW POWER under 2amps TYPICAL from the 48 Volt Buss
- 10 Blank PC Board can be populated as any multiple of 4K

BLANK PC BOARD W/DATA—\$33

LOW PROFILE SOCKET SET—\$12 ASSEMBLED & TESTED—ADD \$30
SUPPORT IC'S & CAPS—\$19.95 2114 RAMS—8 FOR \$69.95

16K STATIC RAM KIT SWTPC (SS-50) 6800 BUSS

USES 2114
4K RAMS!

\$295
COMPLETE KIT

WHY PAY MORE
FOR FINNICKY
DYNAMIC BOARDS?

At last an affordable static RAM board for this popular buss. Quality PC Board with solder mask and silk-screen. Fully buffered with plenty of bypassing for reliable operation. FOUR ON-BOARD REGULATORS.

16K DYNAMIC RAM CHIP

16K X 1 Bit, 16 Pin Package. Same as Mostek 4116-4, 250 NS access, 410 NS cycle time. Our best price yet for this state of the art RAM. 32K and 64K RAM boards using this chip are readily available. These are new, fully guaranteed devices by a major mfg. VERY LIMITED STOCK!

8 FOR \$89.95

NOT ASSOCIATED
WITH
DIGITAL RESEARCH
OF CALIFORNIA,
THE SUPPLIERS OF
CPM SOFTWARE.

450 NS!

2708 EPROMS

Now full speed! Prime new units from a major U.S. Mfg. 450 N.S. Access time. 1K x 8. Equiv. to 4-1702 A's in one package.

~~\$15.75 ea.~~

\$9.95

4 FOR \$50.00

PRICE CUT

NATIONAL SEMICONDUCTOR JUMBO CLOCK MODULE



\$6.95

2 FOR \$13
IAC #XMR 51061

COMPARE AT UP TO TWICE
OUR PRICE!

MADE IN THE U.S.A.

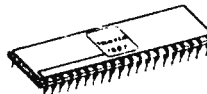
ASSEMBLED, NOT A KIT!
ZILU VERSION
See back of module for details of the 24 hr. Real Time Alarm with this module at \$10.95
#MA10000 — \$9.95

PERFECT FOR USE
WITH A TIMEBASE

WESTERN DIGITAL UART

TR1602A. PIN FOR PIN SUB FOR
AY5-1013 AND TMS6011.

FOR SERIAL I/O



\$2.99
EACH

SURPLUS SPECIAL

SALE!
1N4148 DIODES, SILICON
Same as 1N914. New,
factory prime, Full Leads.
100 FOR \$2
1000 FOR \$17.50

New! REAL TIME
Computer Clock Chip
N.S. MM5313. Features
BOTH 7 segment and
BCD outputs. 28 Pin
DIP. \$4.95 with Data

Z-80 PROGRAMMING MANUAL

By MOSTEK, or ZILOG. The most detailed explanation ever on the working of the Z-80 CPU CHIPS. At least one full page on each of the 158 Z-80 instructions. A MUST reference manual for any user of the Z-80. 300 pages. Just off the press.

\$12.95

8212 I/O CHIP

8 BITS 8080 or Z-80
SUPPORT CHIP 24 PIN
CHIP NEW BY N E C

SPECIAL: \$2.25 EACH

MOTOROLA 7805R VOLTAGE

REGULATOR. Same as standard 7805
except 750 MA output. TO-220. 5VDC
output.

44¢ each or 10 for \$3.95

Digital Research Corporation

(OF TEXAS)

P. O. BOX 401247Y GARLAND, TEXAS 75040 • (214) 271-2461

TERMS: Add 30¢ postage, we pay balance. Orders under \$15 add 75¢ handling. No C.O.D. We accept Visa, MasterCard and American Express cards. Tex. Res. add 5% Tax. Foreign orders (except Canada) add 20% P & H. 90 Day Money Back Guarantee on all items.

Reader Service

To get further information on the products advertised in *BYTE*, fill out the reader service card with your name and address. Then circle the appropriate numbers for the advertisers you select from the list. Add a 15 cent stamp to the card, then drop it in the mail. Not only do you gain information, but our advertisers are encouraged to use the marketplace provided by *BYTE*. This helps us bring you a bigger *BYTE*.

Inquiry No.	Page No.	Inquiry No.	Page No.	Inquiry No.	Page No.	Inquiry No.	Page No.
2	Administrative Systems 188	120	Electronic Control Technology 148	279	National Multiplex 119	323	Semionics 168
4	Advanced Access Group 162	125	Electronic Systems 215	268	National Software Marketing Inc 141	319	Michael Shroyer Software 129
3	AJA Software 163	130	Electronics Warehouse 217		• NCC '79 167	320	Shugart 5
6	Amecon (Div Litton Sys) 135	132	EMM/CMP 169	269	Namco 185	326	SoftSide 155
9	Apparat 137	138	ESCON 166	280	Netronics Research 161	321	Software 80 79
7	AP Products 53	140	Forethought Products 138	281	New England Electronics 75, 123	335	SSM 49, 51
8	Atlas Electronics 160	150	Godbout Electronics 83		• New England Recruiter 185	340	Solid State Sales 199
22	ATV Research 185	153	Graham Dorian Enterprises CII	283	Newman Computer Exchange 207	343	Soroc Technology 17
26	Atwood Enterprises 213	156	H & K Components 143	285	North Star Computer 7, 27	350	Southwest Technical Products Corp CII
30	Beckian Enterprises 213	157	Hamilton Logic Systems 163	290	Ohio Scientific Instruments 8, 9, 19, CIV	352	Stirling Bekdorf 103
35	BITS Inc 98, 99, 107, 147	158	Henwood Enterprises 209	293	Oliver Advanced Engineering 155	351	Structured Systems Group 65
36	Bootstrap Enterprises 220	170	Hobby World 195	289	On Line 209	353	Structured Systems Group 109
32	Buss/Charles Flota 181	172	HUH Electronics 148	291	Oregon Software 185	356	Summagraphics 43
	• BYTE Books, 45, 46, 47, 48	179	Integrand 145	284	Organic Software 209	354	Sunny International 109
	• BYTE Subscribers 157	184	International Data Sciences 142	292	Osborne & Associates 121	367	Sylvan Hills Lab 209
	• BYTE WATS Line 155	190	Ithaca Audio 219		• Owens Associates 82	365	Synchro Sound 93
38	C & K Components 34		• Ithaca Audio 69	294	Pacific Digital 137	358	Tano Corp 44
39	California Digital 205	195	Jade Company 196, 197	296	Pacific Office Systems 198	360	Tarbell Electronics 59
45	Central Data 115	197	JF Products 149	297	PAIA Electronics 140	370	Technical Systems Consultants 77
47	Century Electronics 220	200	Jameco Electronics 210, 211	288	PC Electronics 157	349	Tek Peripherals 185
63	Computalk 143		• Lark Electronics & Data 163	301	Per Com Data 22, 23	377	Terminal Systems 220
70	Computer Enterprises 149, 187		• Lifeboat Associates 159	302	Personal Software 95	379	3 S Sales Inc 73, 205
	• Computer Factory 35	211	Manchester Equipment 97	303	Pet Shack Software House 163	348	Tiny C 6
74	Computer Interface Technology 163	213	The Math Box 163	307	Pickles & Trout 139	346	Tora Systems Ltd 185
72	Computer Lab of NJ 155	216	Measurement Systems & Controls 85	308	Potter's Programs 163	347	Touchstone Associates 145
76	Computer Mart of NH 163	220	Meca 134	306	Priority I 201, 202, 203	378	Trans Data 153
	• Computer Plus 109	217	Micro Computer World 209	305	Processor Technology 10, 11	362	Transition Enterprises 209
71	Computronics 153	225	Micro Divisions 63	309	PRS 41	374	TransNet Corp 150
73	The Computer Stop 163	222	Micro Mail 189	311	Quest Electronics 221	382	University Microfilms 216
77	CT Micro Computer 70, 181, 187	221	Micro Mart 209		• Radio Shack 67	381	US Brokers Inc 209
83	Contract Services Associates 157	223	Micromation Inc 21	304	Radio Shack Authorized Sales Ctr 185	383	US Robotics 142
80	Cromemco 1, 2	201	Micro Mike's 151	313	Rank Peripherals 176	384	Vamp 71
87	Cybernetic Micro Systems 187	224	Micro Pro International 25	322	RCA 33	386	Verbatim Corp 52
91	Data Discount Center 136	227	Micro Puzzles 185	314	Real Time Intelligence 97	393	Vista Computer 117
81	Datafacts System Inc 153	229	Microsette Co 185	317	George Risk Industries Inc 151		• Whales 88
93	DataSearch 157	228	Microsoft 37, 171	318	RNB Enterprises 105	394	Wintek 170
89	Digital Pathways 144	226	Micro Source 55	310	Rochester Data Inc 209	395	Worldwide Electronics 163
95	Digital Research (CA) 125	202	Microtronics 113	328	Rothenberg Information System 164	400	Xitex 172
100	Digital Research (TX) 223	231	Micro Works 177	316	S-100 136	401	Xitex 173
102	Digital Research & Eng 150	230	Mikos 206	312	SC Digital 139	402	XL Computer Products 166
110	Dynabyte 12, 13	265	Morrow/Thinker Toys 31, 81		• Scelbi 29, 61		
117	Electro Analytic Systems 141	265	mpi 144		• Scelbi BYTE Primer 72		
115	Electrolabs 204	267	Mullen Computer Boards 140		• Scientific Research 39		

*Correspond directly with Company

BOMB— BYTE's Ongoing Monitor Box

Article No.	ARTICLE	PAGE
1	Ritter-Boney: A Microprocessor for the Revolution: The 6809	14
2	Ciarcia: Build a Computer Controlled Security System for Your Home	56
3	Sherertz: An Exposure to MUMPS	74
4	Doyle: A Computerized Mailing List	84
5	Niemi: Life Algorithms	90
6	Halsama: The Digicast System	100
7	Roberts: Polyphony Made Easy	104
8	Douglas: Grandmaster Walter Browne versus Chess 4.6	110
9	Maurer: An Introduction to BNF	116
10	Frey-Atkin: Creating a Chess Player, Part 4	126
11	Meinzer: IPS, An Unorthodox High Level Language	146
12	Hadley: GOTOLocks and the Three Sorts	174
13	Forsythe: Elements of Statistical Computation	182
14	Woodward: An Audible Logic Test Probe	186
15	Reid-Green: History of Computers: The IBM 704	190

A Chess Blitz in the October BOMB

The first three articles in the October BOMB were all chess related. The first prize of \$100 goes to Dan and Kathe Spracklen for their article "First Steps in Computer Chess Programming," page 86. The \$50 second prize goes to Peter W Frey and Larry R Atkin for "Creating a Chess Player: An Essay on Human and Computer Chess Skill," page 182. Placing third was "A Computer Chess Tutorial," page 168, by Norman D Whaland, and "A Tiny Pascal Compiler, Part 2," page 34, by Kin-Man Chung and Herbert Yuen finished fourth.

Readers who wish to cast votes for their favorite articles in this month's *BYTE* may use the BOMB card provided on the opposite page. ■

Programs you can use in your business... ready to go now!



Our programs will let you realize the full potential of your hardware.

We developed these programs because we needed them in our businesses, and, try as we might, could not purchase them. They're on-line now, working for us and others around the country.

As users ourselves we know the problems from your perspective — not just as a manufacturer of software. The bugs are out and they're ready now to go to work helping make your life easier, keeping you in better control of your business.

Our first four program packages are: • **Apartment Management** • **Cash Register** • **Inventory** • **Payroll**

Here's a typical program

To give you an idea of the thoroughness of these programs, here's a summary of what the inventory package does for you. Gives a detailed listing of items in inventory and itemizes all goods sold from inventory, including which sales person sold what, when it sold and for how much . . . recaps on one sheet this same inventory activity information . . . investigates and changes any information in inventory, on request . . . prints list of items to be re-ordered . . . provides profit analysis comparing sales personnel and/or various products. And it can be inter-connected with our cash register package as well, for total program management.

Each of our initial programs is conceived, proven and offered with this same exacting thoroughness and attention to detail.

We stay with you after the sale

We're in this for the long haul and our support program is dedicated to that objective. Registered program owners receive:

- Periodic newsletters which include users' ideas and information exchange, plus tips to owners on further increasing benefits of the package through updated operational flexibility.
- Availability of software technicians to provide immediate answers to questions, via phone or mail.
- Customer rewrites and adaptations available on request, at added cost.

CBASIC-2 free

It takes the world's most powerful commercial basic to run our programs and we deliver it to you free.

Each of our program packages contains a disk with CBASIC-2 Compiler, CBASIC-2 Run Command and your Graham-Dorian software programs in INT and BAS file form. You also receive User's Manuals and Hard Copy Source Listing. At a price which pays for itself!

CBASIC-2 was developed and written by Software Systems, the people who wrote CBASIC, and includes many powerful enhancements.*All systems are compatible with any Z-80 or 8080 CP/M™ system. They are deliverable in standard eight-inch disk — either double or single density — or mini-floppy disk.

Give us a call or fill out the Reader Service Card in this issue. We promise a response within 24 hours of receipt. That's the kind of information service we expect, and know you do too.

*CBASIC-2 may be purchased separately from Graham-Dorian Software Systems for \$89.95.



Graham-Dorian Software Systems

A Division of Graham-Dorian Enterprises

211 N. Broadway / Wichita, Ks. 67202 / (316) 265-8633

Master Charge and Visa cards accepted

Considering a Microcomputer?

Be Sure to Check Out the Product Offerings of the World's Largest Full Line Microcomputer Company.

All Ohio Scientific machines come with microcomputing's fastest full feature BASIC-in-ROM or on-Disk for instant use.

Challenger I Series

Economical computer systems that talk in BASIC. Ideal for hobbyists, students, education and the home.

	Minimum Configuration	Base Price
Superboard II — World's first complete system on a board including keyboard, video display, audio cassette, BASIC-in-ROM and up to 8K RAM	4K RAM	\$ 279
Challenger IP — Fully packaged Superboard II with power supply	4K RAM	\$ 349
Challenger IP Disk — Complete mini-floppy system expandable to 32K RAM	16K RAM	\$1190

Challenger IIP Series

Ultra high performance BUS oriented microcomputers for personal, educational, research and small business use.

C2-4P — The professional portable	4K RAM	\$ 598
C2-8P — The world's most expandable personal machine for business or research applications	4K RAM	\$ 799
C2-4P Disk — The ultimate portable	16K RAM	\$1464
C2-8P Single Disk — Ideal for education, advanced personal users, etc.	16K RAM	\$1738
C2-8P Dual Disk — Most cost effective small business system	32K RAM	\$2597

Challenger II Serial Interface Series

Same great features as Challenger IIP Series for those who have serial terminals: small business, education, industry.

C2-0—Great starter for users with a terminal	4K RAM	\$ 298
C2-1 — Great timeshare user accessory; cuts costs by running simple BASIC programs locally	4K RAM	\$ 498
C2-8S — Highly expandable serial machine, can add disks, etc.	4K RAM	\$ 545

Challenger III The Ultimate in Small Computers

The unique three processor system for demanding business, education, research and industrial development applications.

C3-S1 — World's most popular 8" floppy based microcomputer	32K RAM dual floppys	\$3590
C3-OEM — Single package high volume user version of C3-S1	32K RAM dual floppys	\$3590
C3-A — Rack mounted multi-user business system directly expandable to C3-B	48K RAM dual floppys	\$5090
C3-B — 74 million byte Winchester disk based system. World's most powerful microcomputer	48K RAM dual floppys	\$11,090

OHIO SCIENTIFIC also offers you the broadest line of expansion accessories and the largest selection of affordable software!

Compare the closest Ohio Scientific Model to any other unit you are considering. Compare the performance, real expansion ability, software and price, and you will see why we have become the world's largest full line microcomputer company.

I'm interested in OSI Computers. Send me information on:

- Personal Computers Small Business Computers
 Educational Systems Industrial Development Systems
 I'm enclosing \$1.00 for your 64-page small computer buyer's guide.

Ohio residents add 4% tax.

Name _____
 Address _____
 City _____
 State _____ Zip _____
 Phone _____

OHIO SCIENTIFIC
 1333 S. Chillicothe Road
 Aurora, Ohio 44202
 (216) 562-3101



The C2-4P
 The Professional Portable by Ohio Scientific

Ohio Scientific now offers you the world's most powerful portable personal computer in both BASIC-in-ROM and mini-floppy configurations.

C2-4P Best Standard Features:

- It is available equipped with 4K BASIC-in-ROM, 4K RAM, machine code ROM, video display, keyboard, cassette interface and keyboard with upper and lower case characters, video monitor and cassette recorder (optional).
- The famous full featured BASIC in the microcomputer industry.
- The C2-4P Mini-Disk features the most sophisticated video display in personal computing with 32 lines of 48 characters per line, lower case graphics and printing characters for an extended screen resolution of 256 by 112 characters.
- The C2-4P's built-in keyboard, designed to offer the ultimate in BASIC and high resolution, makes the C2-4P the most portable video terminal device in BASIC.
- The C2-4P features company "WIDE" alphanumeric characters and a 32K character set. The 32K is used in the base machine memory 2 more for expansion.

It comes fully assembled and includes BASIC and machine code ROM, video display, keyboard and cassette interface without requiring programming.

A high density 8-inch RAM board and base expansion capability allows you the C2-4P's tremendous flexibility for use in home computing, education, scientific and research or small business applications.

Other small personal computers can't compete for the amount of RAM of the C2-4P. But for other small computers, the C2-4P's 32K RAM is impressive and expandable to 128K.

The C2-4P will also store a program and display about 100 lines maximum "Bignum" or "Bignum" data.

For more information, contact a dealer or Ohio Scientific, Inc. at the factory 216-562-3101.

1333 S. Chillicothe Road • Aurora, Ohio 44202



The C2-8P
 An exceptional value in personal computing

If you are interested in an ultra high performance personal computer which can be fully expanded to a miniature class microcomputer system, consider the C2-8P.

Features:

- When equipped with 4K BASIC-in-ROM, 4K RAM, machine code ROM, video display, keyboard, cassette interface and keyboard with upper and lower case characters, video monitor and cassette recorder (optional).
- The famous full featured BASIC in the microcomputer industry.
- Keets the most sophisticated video display in personal computing with 32 lines of 48 characters per line, lower case graphics and printing characters for an extended screen resolution of 256 by 112 characters.
- The C2-8P's built-in keyboard, designed to offer the ultimate in BASIC and high resolution, makes the C2-8P the most portable video terminal device in BASIC.
- It is fully assembled and includes a full machine code ROM, video display, keyboard and cassette interface without requiring programming.
- Ohio Scientific's unique low cost 8-inch RAM board of ultra-high resolution 32K RAM.

The C2-8P can support more in base equipment than any other personal computer. The C2-8P can store up to 32K of machine code and personal software by Ohio Scientific, the company that first started high resolution video display and the most important expandable personal computer terminal, it offered in the highest price!

Using the C2-8P is possible automatically from several models designed to meet the needs of the C2-8P. The C2-8P can store up to 32K of machine code and personal software by Ohio Scientific, the company that first started high resolution video display and the most important expandable personal computer terminal, it offered in the highest price!

For more information, contact a dealer or Ohio Scientific, Inc. at the factory 216-562-3101.

1333 S. Chillicothe Road • Aurora, Ohio 44202



The C3-B
 by Ohio Scientific

The world's most powerful microcomputer system is far more affordable than you may think.

STANDARD FEATURES:

- 74 million byte Winchester hard disk drive with 16 megabyte cache file access speeds and a highly sophisticated file management system.
- High level data file software makes high performance file storage, the multiple 8K RAM easy to use.
- Triple processor CPU with 480A, 8800 and 2.50 gives the programmer the best of all worlds in performance and versatility.
- The included 480A based on-line disk BASIC, by Microsoft, well-documented, every micro available, including IBM 2.50 and LSII with extended graphics.
- High reliability 8" floppys provide program and data mobility from machine to machine.
- Completely integrated mechanical system with 16 required power supplies, continuous duty cycle 50000, media control, film and tape slide mounter substitution.
- Based on a 16 bit BUS-oriented architecture with only 1500 lines of base machine.
- Directly expandable to 32K megabyte of base ROM of RAM or 16 partitions, 16 communication ports, plot console and three printers.
- C3-B has been on production since February, 1979, and are available now in very restorative delivery schedules.
- The C3-B was designed by Ohio Scientific at the state of art in small business computing. The system plus program alone is available in the art of the C3-B environment, on the data file, the C3-B is available Winchester technology, designed with a smart controller and dedicated high speed memory channel, gives the C3-B data file performance comparable with today's most powerful main computers.
- 95% of C3-B costs only slightly more than many floppys only computers but offers at least 10 times faster performance, more than 100 times performance improvement over both machines.
- Our small 8" port business disk cannot justify starting with a C3-B!

They start with Ohio Scientific's extensive C3-B floppy disk based system. The C3-B is available ready, add the C3-B floppy disk and directly transfer programs and files from "top" to "top" with 160 megabyte cache.

That's a complete expansion!

Back as shown above complete with 16 megabyte cache, C3-B floppys, 48K of state RAM, C3-B's supporting system and more C3-B's under \$15,000.

Multiple terminal systems with printers and applications software are available in the C3-B.

1333 S. Chillicothe Road • Aurora, Ohio 44202