


JUNE 1979

Volume 4, Number 6

\$2.00 in USA/\$2.40 in Canada

# BYTE

the small systems journal



KN-LODDING-





## **SYSTEMS - SOLUTIONS**

If you have a problem that can be solved by a computer—we have a systems solution.

- Two central processors with maximum RAM capacities of 56K and 384 K bytes
- Three types of disk drives with capacities of 175K, 1.2M and 16M bytes
- Two dot matrix printers with 80 and 132 line capacity
- A Selectric typewriter interface and a daisy wheel printer

Match these to your exact need, add one or more of our intelligent terminals and put together a system from one source with guaranteed compatibility in both software and hardware.

Southwest Technical Products systems give you unmatched power, speed and versatility. They are packaged in custom designed woodgrain finished cabinets. Factory service and support on the entire system and local service is available in many cities.




**SOUTHWEST TECHNICAL PRODUCTS CORPORATION**  
219 W. RHAPSODY  
SAN ANTONIO, TEXAS 78216

**(512) 344-0241**

Circle 350 on inquiry card.





## You can do surprising things when you have 64 kilobytes of fast RAM on one card

### 4 MHz FAST—AND EXPANDABLE

Here's 64 kilobytes of memory on one RAM card. Yes, we mean 512K bits of read/write memory on this single card.

And, yes, we mean it's fast. With 150-nanosecond chip access times — so the card can operate in fast Z-80 systems with no wait states. Repeat, no wait states.

### EXPANDABLE ON TWO LEVELS

Not only does the new Model 64KZ give you a large, fast RAM but it is expandable on two levels.

First, through our Cromemco Bank Select feature, you can expand to 512 kilobytes in eight 64K banks.

Or, with our Extended Bank Select feature, you can expand memory space to as much as 16 megabytes.

This expandability we call your obsolescence insurance.

The legend on the card's heat sink is an easy reference for address and bank selection.

### BENCHMARK IT

Obviously, the speed and memory capacity of this new card give you a lot of power.

You can see that for yourself in our new 7-station Multi-User Computer System which uses these Model 64KZ cards. This S100-bus system outperforms the speed of many if not most timesharing systems of up to 10 times the Cromemco price.

And yet where some of these much more expensive and cumbersome systems clearly slow to a snail's pace when timesharing, the Cromemco system using Bank Select switching runs surprisingly fast.

### SEE IT NOW

See the new Model 64KZ at your computer dealer now. Study the literature on it. See how for only \$1785 you can get around that ever-present barrier of memory that's too little and too slow.



For high reliability all Cromemco memory cards are burned in at the factory in these temperature-controlled ovens.



Cromemco Multi-User System shown with 7 stations



**Cromemco**  
I n c o r p o r a t e d

280 BERNARDO AVE., MOUNTAIN VIEW, CA 94040 • (415) 964-7400  
Tomorrow's computers now





# Here's how you can be fully computerized for so much less than you thought

BUSINESS — EDUCATION — ENGINEERING — MANUFACTURING

We are pleased to announce the first professional time-sharing system in the microcomputer field.

Naturally, it's from Cromemco.

This new multi-user system will do all of the tasks you usually associate with much more expensive time-sharing computers. Yet it's priced at an almost unbelievably low figure.

Look at these features:

- You can have up to 7 terminals plus a fast, 132-column line printer
- You can have a large system RAM memory that's expandable to ½ megabyte using the Bank Select feature
- Each user has an independent bank of RAM
- You can have floppy disk storage of up to 1 megabyte
- You have confidentiality between most stations
- And, make no mistake, the system is fast and powerful. You'll want to try its fast execution time yourself.



## PROGRAMMERS LOVE OUR BASIC

This new system is based on Cromemco's well-known System Three Computer and our new Multi-User BASIC software package.

Programmers tell us that Cromemco Multi-User BASIC is the best in the field. Here are some of its attractions:

- You can use long variable names and labels up to 31 characters long — names like "material on order" or "calculate speed reduction."
- You get many unusual and helpful commands that simplify programs and execution — commands such as PROTECT, LIST VARIABLES, NOLIST, and many more.

- No round-off error in financial work (because our BASIC uses binary-coded decimal rather than binary operation). And we've still been able to make it FAST.
- Terminals and printer are interrupt-driven — no additional overhead until key is pressed.
- The conveniences in this Multi-User BASIC make it much easier to write your own application software.
- A line editor simplifies changes.

## BENCHMARK IT — NOW

In the final analysis, the thing to do is see this beautiful new system at your dealer. See its rugged professional quality. Evaluate it. Benchmark it for speed with your own routine (you'll be agreeably surprised, we guarantee you).

Find out, too, about Cromemco's reputation for quality and engineering.

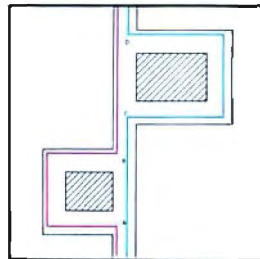
Look into it now because you can have the capabilities of a fully computerized operation much quicker and for much less than you ever thought.

 **Cromemco**  
i n c o r p o r a t e d  
Microcomputer Systems  
280 BERNARDO AVE., MOUNTAIN VIEW, CA 94040 • (415) 964-7400



## Foreground


- 10 A MODEL OF THE BRAIN FOR ROBOT CONTROL. Part 1: Defining Notation, by *James Albus*  
Defining the mathematical notation for a model of the brain
- 49 MIND OVER MATTER: Add Biofeedback Input to Your Computer, by *Steve Ciarcia*  
Use muscle signals to produce computer input
- 100 COMPUTER GENERATED MAPS, Part 2, by *William D Johnston*  
A general purpose perspective projection program
- 132 THE NATURE OF ROBOTS, Part 1: Defining Behavior, by *William T Powers*  
How can behavior of an organism be described?
- 176 DESIGNING A COMMAND LANGUAGE, by *G A Van den Bout*  
Using theory of finite state machines to design input command language




page 36

## Background


- 36 SIMPLE MAZE TRAVERSAL ALGORITHMS, by *Sandra and Stephen A Allen*  
A contestant of the IEEE Micromouse Contest discusses maze running strategies
- 60 MORE COLORS FOR YOUR APPLE, by *Allen Watson III*  
Any pair of complementary colors can be displayed
- 70 A HOME FOR YOUR COMPUTER, by *Joseph Dawes*  
Increase the utility and enjoyability of your equipment with a carefully planned cabinet
- 74 TALK TO A TURTLE: Build a Computer Controlled Robot, by *James A Gupton Jr*  
Use your computer to control a mobile "robot"
- 86 MY COMPUTER RUNS MAZES, by *David E Stanfield*  
Using simple tree searches to reach a goal
- 146 The 1802 OP CODES, by *Henry Melton*  
The instruction set of the RCA/Hughes 1802 microprocessor
- 148 THE HISTORY OF COMPUTING: THE IBM 7070, by *Keith S Reid-Green*  
The IBM 7070 might have been the start of a new decimal-based computer family
- 152 ARTIFICIAL INTELLIGENCE AND ENTROPY, BY *R M Kiehn*  
Chemistry, artificial intelligence, and the second law of thermodynamics
- 156 BASIC TEXT EDITOR, by *Fred Ruckdeschel*  
The right tool for the job is often a text editor in BASIC
- 166 BUBBLE MEMORIES: A Short Tutorial, by *A I Halsema*  
A nonvolatile, medium speed, data storage device
- 168 STACKS IN MICROPROCESSORS, by *T Radhakrishnan and M V Bhat*  
Learn the ups and downs of stacks in your microprocessor
- 228 TIMESHARING: SQUEEZING THE MOST FROM YOUR MICRO, by *Sheldon Linker*  
Microcomputers come of age with timesharing
- 234 THREE TYPES OF PSEUDORANDOM SEQUENCES, by *C Brian Honess*  
Use of random numbers is more than just an everyday occurrence



page 49



page 60



page 74

## Nucleus

- |     |                                       |          |                  |
|-----|---------------------------------------|----------|------------------|
| 6   | Editorial: On Beginning a New Project | 133, 214 | BYTE's Bugs      |
| 8   | Letters                               | 216      | Languages Forum  |
| 129 | BYTE News                             | 223      | Event Queue      |
| 188 | Technical Forum                       | 133, 225 | BYTE's Bits      |
| 194 | Nybbles: The Great APL Contest        | 249      | What's New?      |
| 198 | Book Reviews                          | 286      | Unclassified Ads |
| 206 | Programming Quickies                  | 288      | BOOMB            |
| 213 | Clubs and Newsletters                 | 288      | Reader Service   |

Cover Art:  
THE TURING TEST  
by *Kenneth N Lodging*



BYTE is published monthly by BYTE Publications Inc, 70 Main St, Peterborough NH 03458. Address all mail except subscriptions to above address: phone (603) 924-7217. Address subscriptions, change of address, USPS Form 3579, and fulfillment questions to BYTE Subscriptions, PO Box 590, Martinsville NJ 08836. Second class postage paid at Peterborough NH 03458 and at additional mailing offices—USPS Publication No. 102410 (ISSN 0360-5280). Subscriptions are \$18 for one year, \$32 for two years, and \$46 for three years in the USA and its possessions. In Canada and Mexico, \$20 for one year, \$36 for two years, \$52 for three years. \$32 for one year air delivery to Europe. \$32 surface delivery elsewhere. Air delivery to selected areas at additional rates upon request. Single copy price is \$2 in the USA and its possessions, \$2.40 in Canada and Mexico, \$3.50 in Europe, and \$4 elsewhere. Foreign subscriptions and sales should be remitted in United States funds drawn on a US bank. Printed in United States of America.

Address all editorial correspondence to the editor at the above address. Unacceptable manuscripts will be returned if accompanied by sufficient first class postage. Not responsible for lost manuscripts or photos. Opinions expressed by the authors are not necessarily those of BYTE. Entire contents copyright © 1979 by BYTE Publications Inc. All rights reserved.

BYTE™ is available in microform from University Microfilms International, 300 N Zeeb Rd, Dept PR, Ann Arbor MI 48106 USA or 18 Bedford Row, Dept PR, London WC1R 4EJ ENGLAND.

Subscription WATS Line: (800) 258-5485

Office hours: Mon-Thur 8:30 AM — 4:30 PM  
Friday 8:30 AM — Noon



This month's cover by Ken Lodding is called "The Turing Test," after the famous test defined by Alan Turing. It was Turing's contention that a computer could be judged as intelligent if a human questioner could not differentiate between a computer in one room and a human being in another.

The basis for the cover painting is the Necker cube, an optical illusion where it is unclear which end of the cube is in front. The question here is: Is it the human or the computer circuit connected to the keyboard?

## In This BYTE

Before discussing the design of **A Model of the Brain for Robot Control**, it is necessary to define the notation that will be used in the model. James Albus discusses the overall model objectives and the notation used to describe it, drawing on control systems theory. *page 10*

The IEEE Micromouse contest requires that a mechanical "mouse" find its way through a maze. The winner is the mouse that makes it through the maze in the least amount of time. Sandra and Stephen A Allen discuss some of the **Simple Maze Traversal Algorithms** they and Tony Rossetti used for the Micromouse contest. *page 36*

The types of input available for your computer are limited only by the imagination. This month Steve Ciarcia uses **Mind Over Matter** to control his computer. Find out how to influence your computer using muscle power. *page 48*

Although the official documentation for the Apple II high resolution color graphics package states that the colors violet and green are the only colors besides black and white which may be obtained, adjustment of the television controls allows any pair of complementary colors to be displayed. It is also possible to obtain four colors and black and white with appropriate adjustments. Allen Watson III explains how in his article **More Colors for Your Apple**. *page 60*

If you enjoy taking your computer system to club meetings or other events, but don't look forward to the attendant wire fiddling and fuss, read **A Home for Your Computer** by Joseph Dawes. Now you can have a compact computer storage and travel case that doubles as a desk. *page 70*

One of the most interesting applications of your computer is the control of physical devices. Perhaps you've thought of having a robot-like device that your computer could control. James Gupton Jr describes the fun that he and two of his students had when they set out to do just that in **Talk to a Turtle**. *page 74*

It's not hard to put a bit of artificial intelligence into your computer system. David Stanfield found a way to make his system search for "food" in a maze he set up. Find out how to do it in **My Computer Runs Mazes**. *page 86*

William D Johnston develops a general purpose program with the capability to generate a wide variety of more advanced perspective projections. He includes a functional program with great versatility, as well as a number of maps generated by that program. Mr Johnston shows how **Computer Generated Maps** can be used in satellite communications and many other practical applications. *page 100*

William T Powers has a control theory approach to the simulation of human behavior. However, before we can simulate human behavior in a robot, we must determine what behavior is. William Powers takes a look at behavioral actions as he explores **The Nature of Robots**. *page 132*

When hand-assembling a program it is useful to have a table summarizing the op codes for the processor. Henry Melton supplies us with a table for **The 1802 Op Codes**. *page 146*

Keith S Reid-Green continues his **History of Computing** discussion with a look at **The IBM 7070**, a second generation computer announced in 1959. *page 148*

Some scientists over the years have argued that a thinking machine cannot be built because it would violate the second

law of thermodynamics. In **Artificial Intelligence and Entropy** author R M Kiehn discusses some recently completed work in chemistry that refutes this claim and opens the door once more to the possibility of intelligence in machines. *page 152*

When performing a lot of manipulations with text it is necessary to have the ability to perform editing functions on the file that is being used. If you have a computer system that runs BASIC, you may find that Fred Ruckdeschel's **BASIC Text Editor** is a very handy tool. *page 156*

Bubble memories are a fairly new form of mass storage medium that is available to the general public. For a quick overview of Texas Instruments' bubble memory product, see A I Halsema's article **Bubble Memories**. *page 166*

What is a stack? What does LIFO mean? Stacks can be important tools for the computer programmer. Knowing what they are and how to use them will aid you in improving your programming skills. Find out how stacks stack up in T Radhakrishnan and M V Bhat's article, **Stacks in Microprocessors**. *page 168*

An input command language is often regarded as the least important part of a system. Therefore, some excellent systems are ignored due to the inconvenience encountered when trying to use them. Finite state machine theory is one solution to this problem. For an excellent introduction to the world of finite state machines read G A Van den Bout's article on **Designing a Command Language**. *page 176*

Have you ever considered using your computer system in a timesharing mode? To discover what is involved in setting up such a system, read **Timesharing: Squeezing the Most from Your Micro** by Sheldon Linker *page 228*

Calculating randomness is a very deterministic proposition, especially when the pseudorandom number sequences are used. C Brian Honess in his article on **Three Types of Pseudorandom Sequences** gives some necessary background information on random number calculations and statistical tests of randomness. *page 234*

**Publishers**  
Virginia Londoner  
Gordon R. Williamson  
**Vice-President Periodicals**  
John E Hayes  
**Assistant**  
Jill E Callihan  
**Editorial Director**  
Carl T Helmers Jr  
**Executive Editor**  
Christopher P Morgan  
**Editor in Chief**  
Raymond G A Cote  
**Senior Editor**  
Blaise W Liffick  
**Editor**  
Richard Shuford, N4ANG  
**Editorial Assistant**  
Gale Britton  
**New Products Editor**  
Clubs, Newsletters  
Laura A Hanson  
**Drafting**  
Jon Swanson

**Production Editors**  
David William Hayward  
Ann Graves  
Faith Hanson  
**Art Director**  
Ellen Bingham  
**Production Art**  
Wai Chiu Li  
Christine Dixon  
Nancy Estle  
**Typographers**  
Cheryl A Hurd  
Stephen Kruse  
Deba L Wheeler  
**Advertising Director**  
Patricia E Burgess  
**Assistant**  
Ruth M Walsh  
**Adv/Prod Coordinator**  
Thomas Harvey  
**Advertising Billing**  
Noreen Bardsley  
Don Bardsley

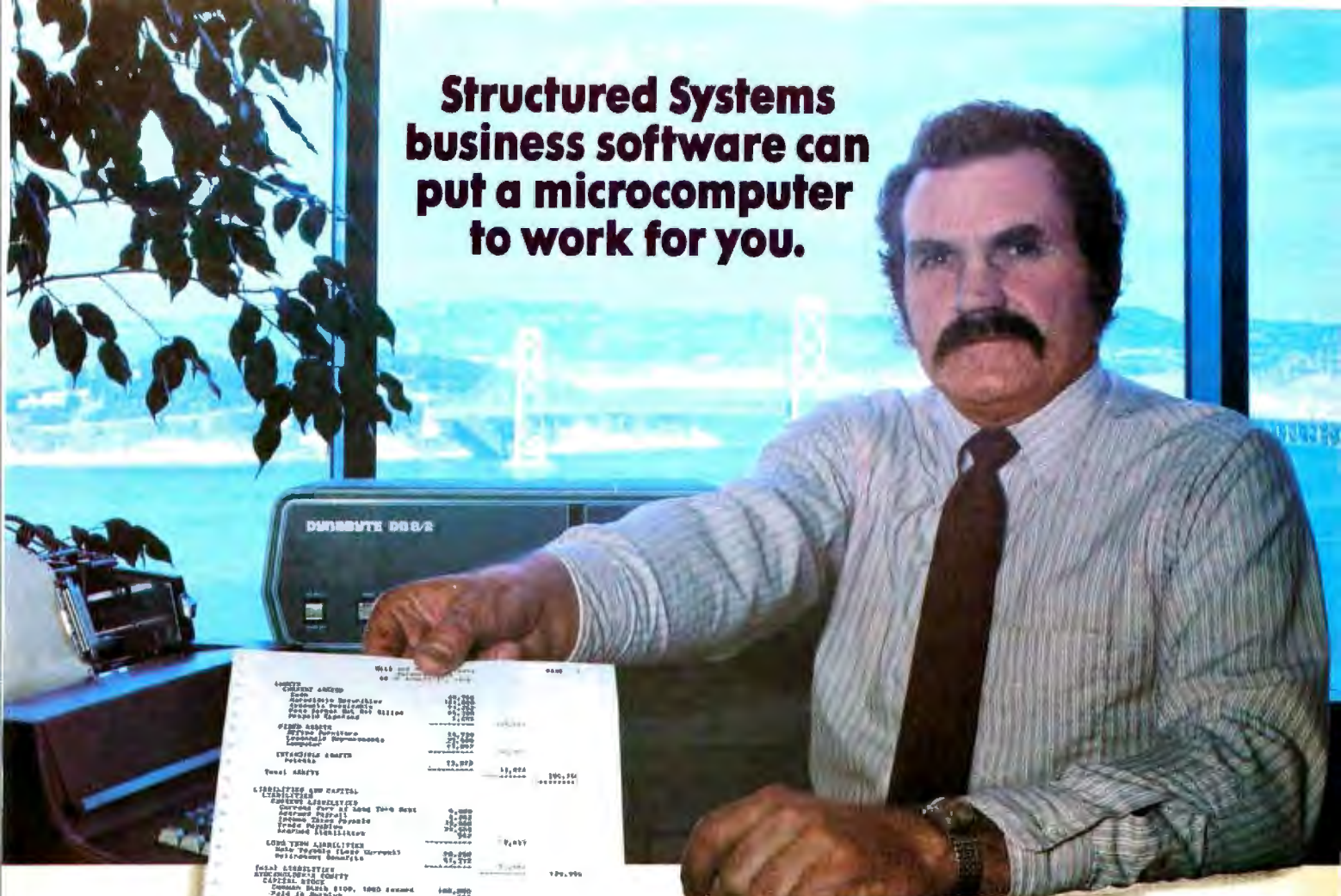
**Circulation Manager**  
Gregory Spitzladen  
**Assistants**  
Pamela R Heaslip  
Agnes E Perry  
Melanie Bertoni  
Barbara Ellis  
**Dealer Sales**  
Ginnie F Boudrieau  
Anne M Baldwin  
**Receptionist**  
Jacqueline Earnshaw  
**Traffic Department**  
Rick Fuetter  
Mark Sandagata  
**Book Division**  
**Publisher**  
Edmond C Kelly Jr  
**Production Editors**  
Patricia Curran  
William Hurlin  
E S Associates

**Comptroller**  
Kevin Maguire  
**Assistant**  
Mary E Fluhr  
**National Advertising**  
**Sales Representatives:**  
Hajar Associates Inc  
East  
280 Hillside Av  
Needham Heights MA 02194  
(617) 444-3946  
521 Fifth Av  
New York NY 10017  
(212) 682-5844  
Midwest  
654 N Michigan Av  
Suite 1010  
Chicago IL 60611  
(312) 337-8008  
West - Southwest  
1000 Elwell Ct  
Suite 227  
Palo Alto CA 94303  
(415) 964-0708/(714) 540-3554

**Drafting**  
Techart Associates  
**Typography**  
Goodway Graphics  
Photography  
Ed Crabtree  
Printing  
The George Banta Company  
**Editorial Associate**  
Daniel Fylstra  
**Associates**  
Walter Banks  
Steve Ciarcia  
David Fylstra  
Ira Rampil  
**Distributors:**  
**Eastern Canada**  
RS-232 Distribution Company  
186 Queen St W, Suite 232  
Toronto ONTARIO M5V 1Z1  
**Western Canada**  
Kitronix Ltd  
28238 26th Av RR 5  
Aldergrove BC V0X 1A0



# Structured Systems business software can put a microcomputer to work for you.



ACCOUNT	AMOUNT	
ASSETS		
CASH	10,000	
RECEIVABLES	20,000	
INVENTORY	10,000	
FIXED ASSETS	50,000	
LIABILITIES		
ACCOUNTS PAYABLE	10,000	
LOAN PAYABLE	20,000	
EQUITY		
CAPITAL	100,000	
RETAINED EARNINGS	0	
<b>TOTAL</b>	<b>100,000</b>	<b>100,000</b>

Unaudited Statement  
For Management Use Only

SSG's general accounting, data inquiry, mailing, and communications software packages are bringing real computer power to hundreds of businesses right now. They are ready to go to work for your business.

## The Honest-To-Business \$12,000 Computer\*

Our software will power DYNABYTE, CROMEMCO, IMSAI, NORTHSTAR, ALTOS, MICROMATION, DIGITAL SYSTEMS, or other Z-80 or 8080 based computers through your General Ledger, Accounts Receivable, and Accounts Payable. And maintain a conversational data-base query system, store and print your mailing list and labels, produce and edit correspondence, address it from your mailing list, and more. The price for a total system—hardware and SSG software—ranges from \$8,000 to \$14,000.

## Real Business Computing

Our Business Software packages are designed to be up and running and working for you in a matter of hours. Without expensive reprogramming, technical staff additions, or costly trial-and-error. Our quality is high, our documentation practically self-instructive. The applications are flexible and extensive, designed to meet and exceed the requirements of most small to medium businesses. Real computer solutions at microcomputer prices.

## Some Pleasant Surprises

Your computer retailer can give you a demonstration and literature. You might find a solution just right for your business with "off the shelf" prices and delivery times. Or we will be happy to send you literature direct, including a list of our dealers and compatible hardware. Write us, or call.



The SSG product line includes these outstanding packages:

- |                     |                           |
|---------------------|---------------------------|
| General Ledger      | LETTERRIGHT Letter Writer |
| Accounts Receivable | NAD Mailing System        |
| Accounts Payable    | QSORT Sorting System      |
| CBASIC-2            | WHATSI? Data/Query System |

## Structured Systems Group

INCORPORATED

5204 Claremont Oakland, California 94618 (415) 547-1567

\* Complete prices will vary with equipment and software selected. Required: 8080 or Z-80 based computer running a CP/M or CP/M-compatible disk-based operating system. Your retailer or SSG can advise on specifics. (CP/M is a product of Digital Research.)



**Look for  
Shugart drives  
in personal  
computer systems  
made by these  
companies.**

**Altos Computer Systems**  
2378-B Walsh Avenue  
Santa Clara, CA 95050

**Apple Computer**  
10260 Bandley Dr.  
Cupertino, CA 95014

**Digital Microsystems Inc.**  
(Formerly Digital Systems)  
4448 Piedmont Ave.  
Oakland, CA 94611

**Imsai Mfg. Corporation**  
14860 Wicks Blvd.  
San Leandro, CA 94577

**Industrial Micro Systems**  
633 West Katella, Suite L  
Orange, CA 92667

**North Star Computer**  
2547 9th Street  
Berkeley, CA 94710

**Percom Data**  
318 Barnes  
Garland, TX 75042

**Polymorphic Systems**  
460 Ward Dr.  
Santa Barbara, CA 93111

**Problem Solver Systems**  
20834 Lassen Street  
Chatsworth, CA 91311

**Processor Applications Limited**  
2801 E. Valley View Avenue  
West Covina, CA 91792

**SD Sales**  
3401 W. Kingsley  
Garland, TX 75040

**Smoke Signal Broadcasting**  
6304 Yucca  
Hollywood, CA 90028

**Technico Inc.**  
9130 Red Branch Road  
Columbia, MD 21045

**Texas Electronic Instruments**  
5636 Etheridge  
Houston, TX 77087

**Thinker Toys**  
1201 10th Street  
Berkeley, CA 94710

**Vista Computer Company**  
2807 Oregon Court  
Torrance, CA 90503

 **Shugart**

# Editorial

by Carl Helmers

## On Beginning a New Project...

This week, I began a new project. It is one which could be begun by many of our readers, that of building a new computer system. In photo 1 we see what my last project turned into after four years of effort at various levels: a 6800 processor with some 28 K of programmable memory, sockets for 8 K of 2708 read only memory, a Sykes 9000 series floppy disk subsystem, a tape subsystem, and communications via parallel ports to two other computers: an Altair and my ALF Products AD-8 music synthesizer. As can be seen by the photo, this system is a packaging nightmare.

I now use a cleaner machine, manufactured by Northwest Microcomputer Systems, as my primary computer. The old homebrew sits downstairs, unused for the most part. The Pascal oriented machine that is upstairs gives me a software development facility which can support my hardware projects, something I did not previously have to such a degree. However, the Pascal machine does not yet talk to the music synthesizer and the music keyboard, so I still have that problem.

To solve that problem, I have set out on a new project: building a general purpose computer for use as a local controller of the music peripherals. The communication with the main software source, the Pascal machine, will be via a high speed serial communications line when the music machine is not used alone, as in a live performance situation. The processor in this new local controller will be a Motorola 6809. It is perhaps the ultimate 8 bit processor of current technology.

In order to accomplish the musical goal of either self-contained or remote commanding of the synthesizer, such a controller must contain certain minimum functions. It must have a local communications oriented monitor, as well as a monitor oriented toward self contained operation. The communications monitor contains simple binary (not decoded ASCII) command functions for loading memory, examining memory, dumping memory, and jumping to arbitrary locations. This sort of monitor might take 100 or 200 bytes of code in the 6809's instruction set. The self-contained operations monitor




*Photo 1: This homebrew personal computer system is an example of the kind of packaging nightmare which can result from experimentation with hardware. It works quite nicely, but is not exactly portable. This system proves that in hardware, as in software, it is possible to get a system where the patches and ad hoc kluges tend to outnumber the original features of the design.*

*Text continued on page 124*



# "My Shugart followed me home."



"After working all day with the computer at work, it's a kick to get down to Basic at home. And one thing that makes it more fun is my Shugart minifloppy™. We use Shugart drives at work, so when I bought my own system I made sure it had a minifloppy drive.

"Why? Shugart invented the minifloppy. The guys who designed our system at work tell me that Shugart is the leader in floppy design and has more drives in use than any other manufacturer. If Shugart drives are reliable enough for hard-working business computers, they've got to be a good value for my home system.

"When I'm working on my programs late at night, I can't wait for cassette storage. My minifloppy gives me fast random access and data

transfer. The little minidiskettes™ store plenty of data and file easily too.

"I made the right decision when I bought a system with the minifloppy. When you lay out your own hard-earned cash, you want reliability and performance. Do what I did. Get a system with the minifloppy."

## If it isn't Shugart, it isn't minifloppy.

 **Shugart**

435 Oakmead Parkway, Sunnyvale, California 94086

See opposite page for list of manufacturers featuring Shugart's minifloppy in their systems.

TM minifloppy is a registered trademark of Shugart Associates



# Letters

## DIGITIZING DATA BASES

Recently I saw an advertisement for the new Bit Pad One and thought of the numerous uses it presented. One that is especially interesting is building a data base.

The computer could be programmed to print a sentence or word in any form of lettering or type font, from script to Old English by letting a string equal any modified letter of the programmer's choice. With 26 strings, you would have a complete alphabet in any form you like. The computer could identify the Input letter, word, or phrase, match it with the correct string variable, and print that variable (letter). The outcome would range from a letter to a full paragraph typed and printed in any font imaginable.

The only way to store such data as these modified letters without investing hours of time in plotting coordinates and typing them in, would be to illustrate the letters on the new Bit Pad One.

I hope all computer enthusiasts can derive as much enjoyment from this amazing device as I anticipate.

Jeff Korn  
71 Hillary Ln  
Penfield NY 14526

*Any way you look at your proposed project, it is a major undertaking. The concept of building data bases from a digitizer is not new, but the programming exercise it involves is sure to be rewarding. RGAC*

## DIGITAL RADIO OPERATORS

In response to Don Stoner's letter, "Calling all Computers" (December 1978 BYTE, page 159), I thought you might be interested in some details of the new "packet radio license" available in Canada.

The Amateur Digital Radio Operator's Certificate is an Amateur Radio certificate, the holder of which is qualified to operate in some amateur radio bands. Mr. Stoner refers to this as the "Packet Radio Service" and implies that it is separate from the Amateur Radio Service. This is not true. Neither is it true that some of the band will probably go to the GRS (CB) service. As a matter of fact, the DOC seems proud of the fact that Canadian amateurs are the first in the world to implement the technique of packet radio on the amateur bands. They have made liberal bandwidth allowances in several portions of the 220 MHz band specifically for this technique, and it seems unlikely that

they would start chopping off portions of this "show case" band to hand over to the GRS service.

The Amateur Digital Certificate allows operation on all amateur frequency bands above 144 MHz. This includes 144 to 148 MHz (2 meters), 220 to 225 MHz, 420 to 450 MHz, 1215 to 1300 MHz and five more bands from 2.3 to 24 GHz. It allows all current modes such as Morse code, single side band voice, FM voice, FSK or AFSK teletypewriter or data, and television, as well as several modes of pulse transmission. This is aimed primarily at the computer and electronics hobbyists who would like to participate in computer networking. The requirements (ie: examination) reflect this.

There is *no* Morse code exam at all. The written exam has three parts:

- multiple choice questions on Canadian amateur radio regulations,
- questions on radio communications theory and operation (on the Advanced Amateur level),
- the digital exam with questions on computing, analog and digital transmission, packet radio, queuing theory, digital coding, error control and other topics.

The pass requirements are 70 percent per section and the exam is not simple (I've written it), so it seems that they are looking for serious hobbyists to pass this exam.

Those who already hold an amateur or advanced amateur certificate in Canada are allowed to do anything that this new certificate allows (including packet radio) except for the pulse modes of transmission. (FSK is the current favorite for low speed networks and point to point contacts, with some type of PCM for the higher speed networks.) This new license is ideal for those computerists who want to get on the air with their terminal or computer but could never stand Morse code.

Personally, I can't wait to finish building my transmitter and get my Z-80 system on the air, and I would like to hear from other Canadian readers who are doing the same. I certainly don't talk to many hams on the HF bands who are interested in computing.

Ron Vanderhelm, VE7COR  
University of British Columbia  
Amateur Radio Club  
Box 7 SUB, University of BC  
Vancouver BC CANADA

## LINEAGE PROGRAMMING

I am a genealogist and would like to get in contact with suppliers of programs for use by genealogists. I have a Digital Equipment Corp PDP-10 with expanded memory, disk, and paper tape.

Mrs G V Creaser  
4 Sunny Hill Rd  
Northboro MA 01532

# ComputerLand®

Huntsville, AL	(205) 539-1200
Phoenix, AZ	(602) 966-5727
Little Rock, AR	(501) 224-4508
Belmont, CA	(415) 595-4232
Dublin, CA	(415) 828-8090
El Cerrito, CA	(415) 233-5010
Hayward, CA	(415) 538-8080
Lawndale, CA	(213) 371-7144
Los Altos, CA	(415) 941-8154
Los Angeles, CA	(213) 776-8080

### Call Directory Information

Marin, CA	(213) 449-3205
Pasadena, CA	(714) 770-0131
Saddleback Valley, CA	(714) 886-6838
San Bernardino, CA	(714) 560-9912
San Diego, CA	(714) 464-5656
San Diego East, CA	(415) 546-1592
San Francisco, CA	(408) 253-8080
San Jose, CA	(805) 928-1919
Santa Maria, CA	(707) 528-1775
Santa Rosa, CA	(805) 495-3554
Thousand Oaks, CA	(714) 544-0542
Tustin, CA	(415) 935-6502
Walnut Creek, CA	(303) 574-4150
Colorado Springs, CO	(303) 759-4685
Denver, CO	(203) 255-9252
Fairfield, CT	(302) 738-9666
Newark, DE	(305) 368-1122
Boca Raton, FL	(305) 566-0776
Ft. Lauderdale, FL	(904) 731-2471
Jacksonville, FL	(404) 953-0406
Atlanta, GA	(808) 521-8002
Honolulu, HI	(312) 256-6488
Arlington Heights, IL	(312) 964-7782
Downers Grove, IL	(312) 949-1300
Mundelein, IL	(312) 967-1714
Niles, IL	(312) 422-8080
Oak Lawn, IL	(309) 688-6252
Peoria, IL	

### Call Directory Information

Indianapolis, IN	(913) 492-8882
Overland Park, KS	(502) 425-8308
Louisville, KY	(301) 948-7676
Rockville, MD	(616) 942-2931
Grand Rapids, MI	(313) 356-8111
Southfield, MI	(612) 884-1474
Bloomington, MN	(313) 652-9000
Rochester, MN	(417) 893-7085
Springfield, MO	(603) 889-5238
Nashua, NH	(609) 796-5900
Cherry Hill, NJ	(201) 845-9303
Bergen County, NJ	(201) 539-4077
Morristown, NJ	(716) 836-6511
Buffalo, NY	(607) 277-4888
Ithaca, NY	(516) 742-2262
Nassau County, NY	(704) 536-8500
Charlotte, NC	(218) 461-1200
Cleveland, OH	(614) 888-2215
Columbus, OH	(503) 620-6170
Portland, OR	(717) 783-1116
Harrisburg, PA	(512) 452-5701
Austin, TX	(214) 363-2223
Dallas, TX	(713) 977-0909
South West Houston, TX	(713) 488-8153
Houston Bay Area, TX	(801) 364-4416
Salt Lake City, UT	(703) 893-0424
Tyson's Corners, VA	(206) 746-2070
Bellevue, WA	(206) 838-9363
Federal Way, WA	(206) 581-0388
Tacoma, WA	(608) 273-2020
Madison, WI	(414) 466-8990
Milwaukee, WI	

### Call Directory Information

Adelaide, Australia	07 221 9777
Brisbane, Australia	
Perth, Australia	Call Directory Information
Sydney, NSW Australia	29-3753
Brussels, Belgium	43 29 05
Burlington, Canada	Call Directory Information
Toronto, Canada	Call Directory Information
Winnipeg, Canada	(204) 772-9519
Manila, Philippines	58-36-66



# BEFORE YOU BUY COMPUTER #1, VISIT #1 COMPUTERLAND

If the truth is that you want a computer . . . then we want to be your computer store.

We're ComputerLand, the #1 computer store chain in the U.S. What's meaningful about that fact is, that ComputerLand has been chosen by more people as having what they've been looking for. And, since you're looking, let us tell you what you'll find, when you visit a ComputerLand store.

You'll find a product line that's continually evaluated to provide you with the widest and best selection in quality, brand name microcomputers anywhere. You'll find an enthusiastic and knowledgeable staff able to interpret all the equipment specifications, in terms of how they apply to you, and in a way you'll understand. You'll find demonstration areas where you can get a firsthand experience of running a computer yourself.

## COMPUTERS FOR BUSINESS



You'll find educational materials to give you a total insight into the world of microcomputers.

You'll find a fully equipped service department to provide whatever assistance is required to keep your computer running in top-notch condition. You'll find computer user's clubs to join, where you can share ideas with people as enthusiastic as yourself. And, with each new visit, you'll find excitement—from the people you deal with, the equipment they offer, and from your own ever-growing personal involvement.

ComputerLand Corp.  
14400 Catalina St.  
San Leandro, CA 94577  
(415) 895-9383  
Franchise Opportunities Worldwide.



Enough about us. How about what computers do. To attempt to describe all the things your computer might do, would be to describe your imagination. So instead, we'll briefly list some of the many things for which small computers are already being used.

In business, the advent of the versatile and compact microcomputer has put the benefits of computing within reach of small companies. With systems starting at less than \$6000, the businessman can

## COMPUTERS FOR THE HOME



**ComputerLand®**  
WE KNOW SMALL COMPUTERS

computerize things like accounting, inventory control, record keeping, word processing and more. The net result is the reduction of administrative overhead and the improvement of efficiency which allows the business to be managed more effectively.

In the home, a computer can be used for personal budgeting, tracking the stock market, evaluating investment opportunities, controlling heating to conserve energy, running security alarm systems, automating the garden's watering, storing recipes, designing challenging games, tutoring the children . . . and the list goes on.

In industry, the basic applications are in engineering development, process control, and scientific and analytical work. Users of microcomputers in industry have found them to be reliable, cost-effective tools which provide computing capability to many who would otherwise have to wait for time on a big computer, or work with no computer at all.

## COMPUTERS FOR INDUSTRY



And now we come to you, which leads us right back to where we started: **If you want a computer, then we want to be your computer store.**

Whether you want a computer for the home, business or industry, come to ComputerLand first. We'll make it easy for you to own your first computer. Because, simply put, we really want your business. When you come right down to it, **that's what makes us #1.**

ComputerLand Europe  
Europa Terrassen  
8 Rue Jean Engling  
Dommeldange, Luxembourg  
Phone 43 29 05 Telex 2423



# A Model of the Brain for Robot Control

James Albus  
Project Manager

National Bureau of Standards  
United States Dept of Commerce  
Washington DC 20234

## Part 1: Defining Notation

The ideas presented in this article represent the views of the author and not those of the Department of Commerce or the National Bureau of Standards.

### Editor's Note:

*This month Dr James Albus begins an ambitious 3 part series about the brain. His theories, which evolved out of control systems theory, form an interesting contrast to Ernest W Kent's series, "The Brains of Men and Machines" in BYTE for January, February, March, and April 1978. We hope that nonmathematically oriented readers will persevere through the more technical sections in order to benefit from Dr Albus's insights. . . .*  
CM

In order to build a computer model of the brain for robot control we must start with a clear understanding of what the brain is for (ie: its primary function). If one examines what most brains do all of the time, and what our own brains do most of the time, it is clear that the brain is *not* used primarily for thinking.

The brain is first and foremost a control system. All brains, even that of the tiniest insect, control behavior. Some brains can produce very complex behavior, but only the most sophisticated and highly developed brains exhibit the phenomenon of thought. Clearly then, thought is not the central purpose of the brain, but is, rather, an artifact that arises out of the complex computing mechanisms required to generate and control extremely sophisticated behavior.

This implies that would-be brain modelers should first attempt to understand, and if possible, reproduce the control functions and behavior patterns that exist in insects, birds, mammals, and, in particular, primates. Only after these control systems are successfully modeled can we expect to understand the mechanisms that give rise to intelligence and abstract thought in the human brain.

If the brain is primarily a control system, then any brain model we construct should control something. One of the most obvious candidates is a robot manipulator, since it rather closely resembles a limb, the most common type of device controlled by the brain. We shall therefore first develop a computer model of a basic neurological structure which can compute control functions for a robot manipulator.

We shall then attempt to demonstrate how this basic model can be generalized to compute a broad class of analytic, transcendental, or logical functions and production

rules of many multivalued variables. We will show how this same model can learn, remember, and recognize patterns and how it can be interconnected into a hierarchical network for generating sensory interactive, goal directed behavior.

We will suggest how such a hierarchy might remember experiences, solve problems, plan tasks, select goals, answer questions, structure knowledge of the world and events, and understand and generate music or natural language. Finally, we will also suggest some possible experiments and lines of research that might be pursued by one or more ambitious personal computer enthusiasts with limited resources.

### The Nature of Computation in the Brain

The brain is, of course, not a single computer, but rather a network of billions of individual computing devices interconnected so as to produce coordinated and unified action. There are millions of photo-detectors in each eye and thousands of audio detectors in each ear. The body is embedded with sensors which detect touch, pressure, heat, cold, and pain; chemical analyzers that detect the smell and taste of things; and sensors that measure the position of joints, the tension in tendons, and the length and velocity of contraction of muscles. Inertial sensors measure roll, pitch, and yaw accelerations, and the position of the head with respect to gravitational attraction; and hormone detectors, thermosensors, and blood chemistry analyzers report on the internal biological condition of the organism.

All of this information is analyzed and processed in innumerable computing centers which detect patterns, compare incoming data with stored expectations, and evaluate




THE FAMOUS GRIVET SERIES OF

# INDUSTRIAL ROBOT KITS



PICTURED ABOVE: 3-AXIS MANIPULATOR (KIT NO. 3) WITH ELECTRONICS — \$750.00

SEND FOR  
COMPLETE CATALOG



\$10.00

## DEALERS

Computer Shoppe, Inc.  
Metairie, LA

Digital Design  
Cincinnati, OH

Computer Mart of NY  
New York City

Computer Mart of NJ  
Iselin, NJ

Minnesota Micro Sys.  
Minneapolis, MN

Irisco Du Quebec

Quebec, Canada

Heathkit Electronics Center  
Anaheim, CA

Personal Computer Center  
Overland Park, KS

Tomorrow/Today  
New Port Richey, FL

Computer Ware  
Encinitas, CA

Computer Forum  
Santa Fe Springs, CA

MAIL CHECK OR MONEY ORDER TO: **GALLAHER RESEARCH, INC.** P.O. BOX 10767, WINSTON-SALEM, N.C. 27108



the results. In many different ways and at many different levels this sensory data stream interacts with the behavior generating system to select goals, modify habits, and direct the actions of millions of muscles and glands to produce what is observed as behavior.

Perhaps the most obvious feature of the brain is that many computations are going on in many different places simultaneously. The brain does not execute sequential programs of instructions under control of a program counter. There is no fetch/execute cycle. The mathematics of finite state automata and Turing machines are not well-suited for describing the basic operations of the brain. In fact, the fundamental computations performed in the brain are not even digital — they are analog. Each neuron in the brain is essentially an analog computer performing complex additions, integrations, differentiations, and all sorts of nonlinear operations on input variables that can number from one to several hundred thousand.

The brain is a digital device only in that information is encoded for transmission from one neuron to another over long transmission lines (called *axons*) by pulse-frequency or pulse-phase modulation. When these pulse encoded signals reach their destinations, they are reconverted into

analog voltages for the computations which take place in the dendrites and cell bodies of the receiving neurons (see "Designing a Robot from Nature" February 1979 BYTE, page 28).

The brain achieves its incredible precision and reliability through redundancy and statistical techniques. Many axons carry information concerning the value of the same variable, each encoded slightly differently. The statistical summation of these many imprecise and noisy information channels results in the reliable transmission of precise messages over long distances. In a similar way, a multiplicity of neurons may compute on roughly the same input variables. Clusters of such computing devices provide statistical precision and reliability orders of magnitude greater than that achievable by any single neuron. The outputs of such clusters of neurons are transmitted and become inputs to other clusters, which perform additional analog computations. These are the variables we have to deal with and the computations we have to simulate if we are to model the brain in any meaningful way.

To those familiar only with fetch/execute machines, this may seem an extremely difficult structure to model. I hope, in the course of these articles, that some of the difficulties

**"A pencil, a card, and this low-cost reader...  
it's the new, fast way to enter data into your  
microcomputer."**

### **Interfaces to TRS-80, Apple II, PET, and others.**

Good news! Now, all you need is a standard #2 pencil, a card, and our new MR-500 mark sense card reader to quickly and easily enter data into your favorite microcomputer.

#### **As Easy as One, Two, Three...**

Here's all you have to do. *One* — program the card by marking with the pencil. *Two* — feed the card into the reader slot. *Three* — the reader automatically turns on, the card is fed through, and data is instantly entered into memory. It's the simple low-cost alternative to keyboard data entry.

#### **For Educators, Small Businessmen, and...**

The applications for our low-cost MR-500 are endless. For small businesses, it's ideal for inventory, time cards, labor distribution (just to name a few). Educators will find that the MR-500 streamlines test scoring, attendance records, and grade reporting. Bet you can find a use already.

#### **The Small Reader for the Small Computer**

The MR-500 is lightweight — 4 lbs. Compact — a 4½-inch cube. And at \$750, it's the only mark sense card reader that makes sense for the small computer.



Phons or write for details. Or better yet, order yours today.



**CHATSWORTH DATA CORPORATION**

20710 Lassen Street • Chatsworth, California 91311  
(213) 341-9200 Circle 46 on Inquiry card.



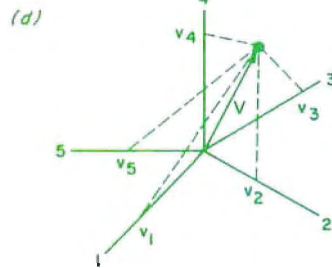
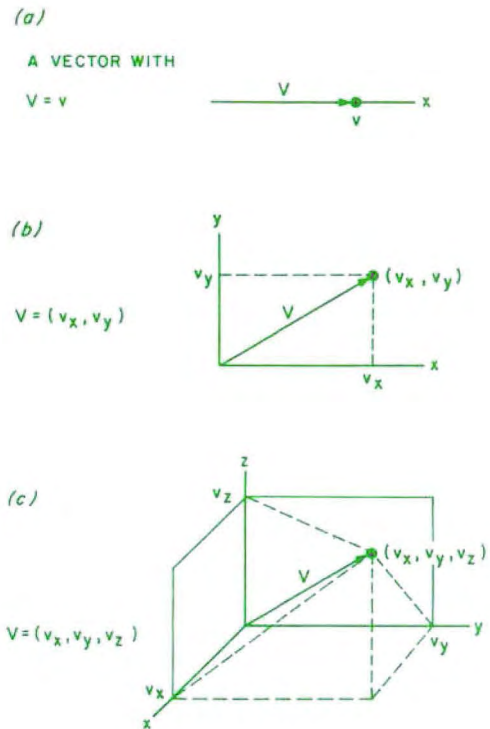


Figure 1: Defining space with vectors. A vector is an ordered list of variables which defines a point in space; (a), (b), (c), and (d) depict vectors representing 1, 2, 3, and 4 dimensions, respectively. The number of dimensions in the space is equal to the number of variables in the list. (The illustration in (d) is meant only to be symbolic of a four-dimensional vector, which cannot be visualized in three dimensions.)

will be cleared away and the prospects for building such structures will seem less dubious.

### The Need for Notation


In order to discuss an engineering design for a robot control system modeled after the brain, we must first devise a mathematical convention and notation to bridge the gap between the structure of the brain and the structure of currently available computers. This is essential if we are to describe behavior precisely and to translate that description into a design for circuits and program statements to generate behavior in a computationally concise manner.

### Vectors

One way to describe many variables and deal with many simultaneous multivariate computations is to use *vector* notation. A vector is simply an ordered set, or list of variables. A vector can specify magnitude and direction. The vector  $V$  in figure 1b has two components  $v_x$  along the X axis and  $v_y$  along the Y axis. The ordered set, or list of components define the vector so that we can write  $V = (v_x, v_y)$ .

The components of a vector can also be considered as the coordinates of a point  $(v_x, v_y)$  which corresponds to the tip of the vector. The locus of all pairs of components which can exist defines a vector space (for two dimensions the vector space is a surface). A vector can have more than two

## Now, a book for the practicing professional...



"This is the best handbook of data communications system technology that this reviewer has yet encountered." — Arvid G. Larson in *ACM Computing Reviews*, February 1978

Digital Press announces the publication of TECHNICAL ASPECTS OF DATA COMMUNICATION by John McNamara.

Written for the practicing professional, TECHNICAL ASPECTS OF DATA COMMUNICATION details the nuts-and-bolts problems and solutions in configuring communications systems. It features:

- comparison of protocols (DDCMP, BISYNC, SDLC)
- extensive explanation of interface standards (CCITT/V.24, RS232C, RS422, RS423)
- six comprehensive appendices (how far/how fast?, modem options, codes, UART, format and speed table for asynchronous communication, channel conditioning)
- 20 milliampere loop
- telephone switching systems
- error detection

• 382 pages • 125 figures • 70 pages of tables • index • hardcover

**digital** Digital Press Educational Services Digital Equipment Corp. Crosby Drive, Bedford, MA 01730 C8

I would like to order \_\_\_\_\_ copies of TECHNICAL ASPECTS OF DATA COMMUNICATION at \$19.95\* per copy.  
 Check enclosed  Money order enclosed  
 \*Plus \$1 for postage and handling

Name \_\_\_\_\_

Address \_\_\_\_\_

City \_\_\_\_\_ State \_\_\_\_\_ Zip \_\_\_\_\_

Prices apply in U.S. only.



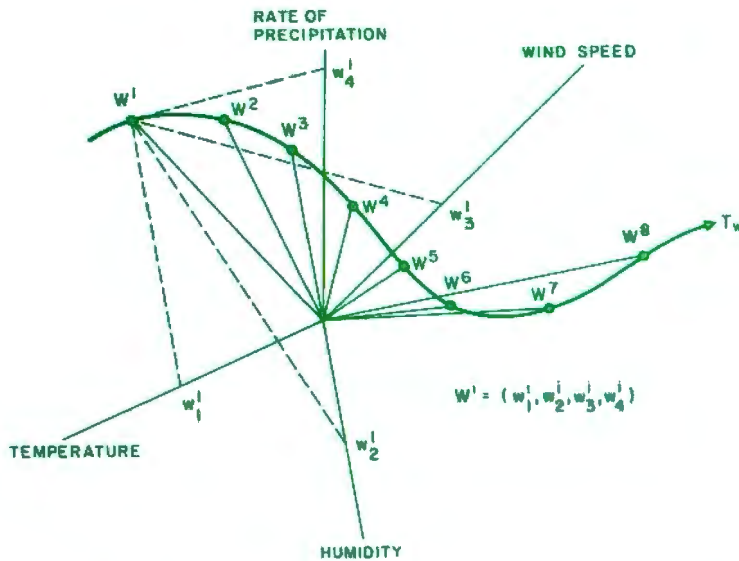


Figure 2: If, as time progresses, one or more of the components of a vector  $W$  change, the vector will move through space, tracing out a trajectory  $T_w$ .

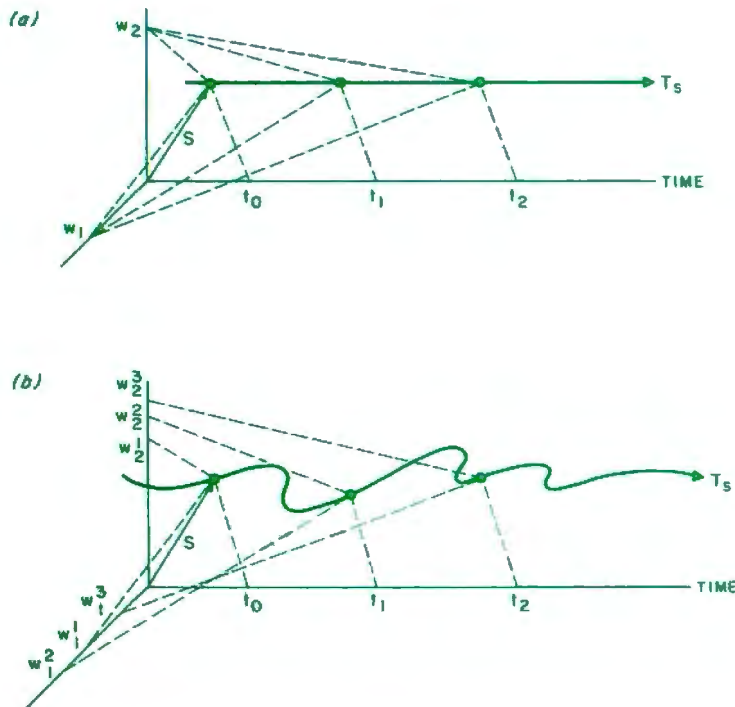


Figure 3: If the ordered list of variables which define a vector includes time, the space defined by the vector will have time as one of its axes. As time progresses the vector will move along the time axis. If none of the other variables is time dependent, the trajectory will be a straight line parallel to the time axis, as in (a). If any of the other variables change with time, the trajectory will be some curve with a component along the time axis as in (b).

components. A vector with three components defines a volume (figure 1c), and a vector with four or more components defines a hyperspace (figure 1d). A hyperspace is impossible to visualize, but is a very useful concept for our discussion.

A vector in a higher dimensional space can usually be visualized as a projection onto a lower dimensional space. For example, typical mechanical drawings portray front, side, and top views of a three-dimensional form projected onto a two-dimensional sheet of paper. Each projection can either illustrate a cut through the object at a particular plane along the projection axis, or a superposition of all the salient features of the object collapsed into the plane of the illustration. In the collapsed version, the fact that two points or lines intersect in the projected image does not necessarily mean that they coincide or intersect in the higher dimensional space — they may simply lie behind each other along the projection axis. The projection operator ignores variable differences which correspond to distance along the projection axis.

It is not necessary to make the projection axis coincident with any of the coordinate axes. For example, in the oblique projection (perspective drawing) of figure 1c, the projection axis (the normal line to the plane through the origin of the coordinate system) is not aligned with any of the coordinate axes. The lines in the drawing represent the projections of lines in a three-dimensional space onto the two-dimensional surface of the paper. In a similar way we can project higher dimensional vectors and hyperspaces of any dimension onto a two-dimensional drawing. Figure 1d illustrates a four-dimensional vector projected onto a two-dimensional drawing.

### States and Trajectories

A vector can specify a state. This is the primary use we shall make of vectors in this discussion. A state is defined by an ordered set of variables. For example, the state of the weather might be characterized by a state vector  $W = (w_1, w_2, w_3, w_4)$  where:

- $w_1$  = temperature,
- $w_2$  = humidity,
- $w_3$  = wind speed,
- $w_4$  = rate of precipitation.

Now the weather, like many things, is not constant. It varies with time. Each of the state variables (temperature, humidity, wind speed, and rate of precipitation) is time dependent. Thus, as time passes, the point defined by  $W^t$  will move through the four-



dimensional space. Figure 2 illustrates the locus of the point traced out by  $W$  as it moves to define a trajectory  $T_w$ .

It will often be convenient to represent time explicitly in our notation. We can easily do this by simply adding one more variable, time ( $t$ ), to our state vector, thus increasing by one the number of dimensions in the space defined by the state vector. For example  $W = (w_1, w_2, w_3, w_4, t)$ .

As time progresses, any point defined by the state vector moves along the time axis. A state vector whose  $w_i$  components do not vary with time will now trace out a straight line trajectory, parallel to the time axis as shown in figure 3a. If, however, any of the  $w_i$  components is time dependent, the state trajectory will contain velocity components that are orthogonal, as well as parallel to the time axis, as shown in figure 3b.

If we project the state space of all the variables except time onto a two-dimensional surface, we can represent the passage of time by the motion of this two-dimensional plane along the time axis normal to it, as in figure 4. The state trajectory  $T_s$  is the locus of points traced out by the state vector as time passes.

A large variety of things can be represented as vectors. For example, we can represent an ASCII character as a vector (figure 5). The ordered set of binary digits in the ASCII representation corresponds to the components of a binary vector. Each symbol in the ASCII alphabet is uniquely paired with a vector in an eight-dimensional hyperspace. Each symbol thus corresponds to a point in the hyperspace.

This is an important concept, because it allows us to define any set of symbols as vectors or points in hyperspace. Any string of symbols then becomes a trajectory through the hyperspace. For example, the string of symbols, "the cat chased the rat," can be described as a trajectory through a hyperspace defined by any set of variables defining the English alphabet (plus a blank character). This also applies to the string WXYZ when:

W is the command: Reach to Position A;  
 X is the command: Grasp;  
 Y is the command: Move to Position C;  
 Z is the command: Release.

We need not restrict ourselves to binary vectors. Symbols may be represented by vectors with continuously variable components as well. This allows us to introduce the concept of *fuzzy* symbols. If the hyperspace is continuous, then each point which corresponds to a symbol has some neighbor-

### About the Author:

*Dr James S Albus worked for NASA from 1957 to 1972 designing optical and electronic subsystems for over 15 spacecraft, and for one year managed the NASA Artificial Intelligence Program. Since 1973 he has been with the National Bureau of Standards where he has received several awards for his work in advanced computer control systems for industrial robots. He has written a survey article on robot systems for Scientific American (February 1976) and his Cerebellar Model Arithmetic Computer won the Industrial Research Magazine IR-100 Award as one of the 100 most significant new products of 1975.*

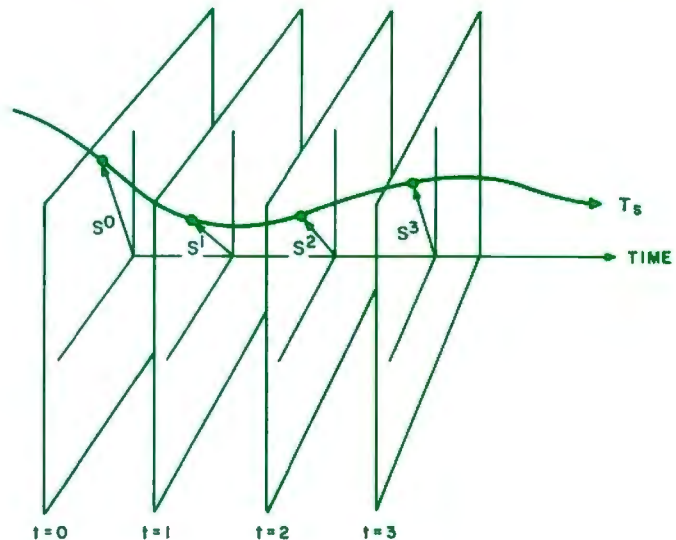


Figure 4: If the vector space defined by all of the vector components except time is projected upon a two-dimensional surface, then the passage of time can be represented as the movement of the two-dimensional surface along the time axis normal to it.

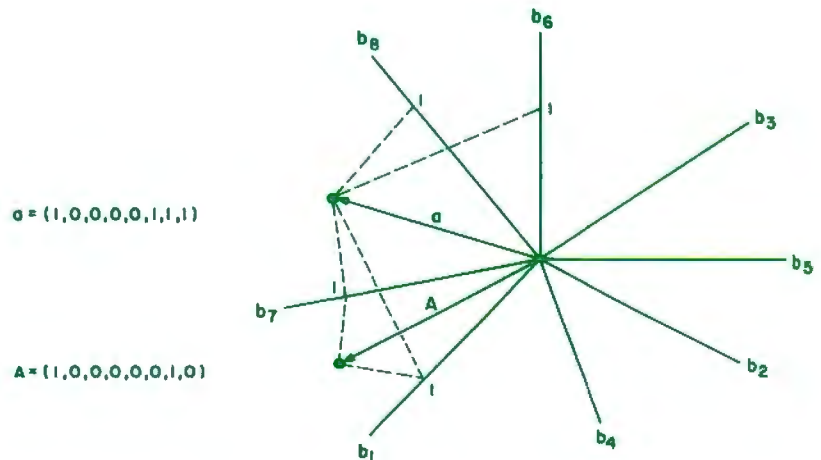
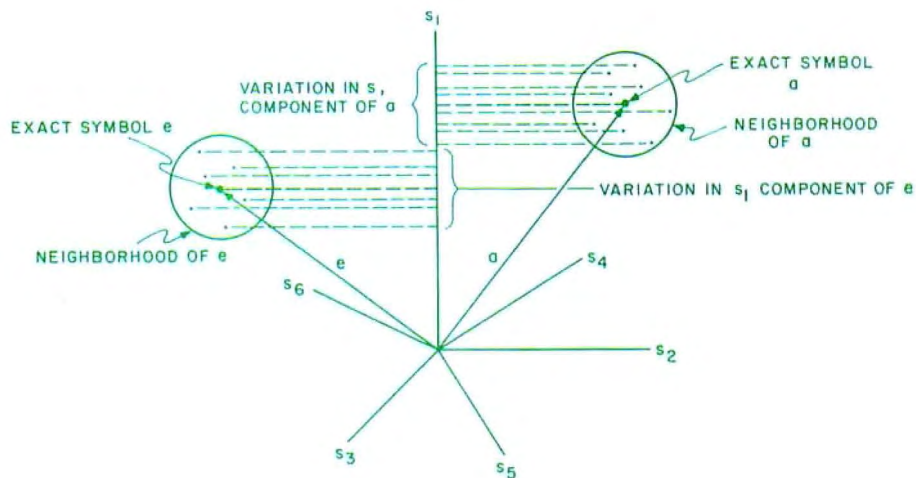


Figure 5: A vector can represent a symbol. Here two symbols from the ASCII character set, an uppercase A and a lowercase a, are represented as vectors (or points) in an eight dimensional space. The values of the eight bits in the ASCII code are plotted along the eight axes. ( $b_8$  is the even parity bit.)



Figure 6: Each point in hyperspace, corresponding to a particular symbol such as *a* or *e*, has some neighborhood of points around it which are closer to it than to any other symbol. Variations from the exact, or ideal position of a symbol vector may derive from noise in a transmission channel or from differences between the observed symbol and the ideal.



hood of points around it which are much closer to it than any other symbol's points. This is illustrated in figure 6. We may view the points in such a neighborhood in one of two ways:

1. The difference between the neighborhood points and the exact symbol point derives from noise on the channel transmitting variables denoting the vector components. This is useful in signal detection theory, where the detection of a vector within some neighborhood of a symbol vector corresponds to the recognition of that symbol against a noisy background.
2. The difference from the exact symbol derives from distortions or variations in the symbol itself. This makes the best sense if the components of the symbol's vector are *values* of attributes or features of the symbol, rather than arbitrary digits as in the ASCII convention. In this case, a neighborhood of points corresponds to a cluster of feature vectors from a symbol set which are not identical, but very nearly so.

For example, a vector of features from the printed character *e* will be slightly different for each instance of that symbol on a page

due to variations in the paper on which it is printed. However, if these *e* feature vectors fall in compact clusters far from the feature vectors of other symbols, the letter *e* will be easily recognized, despite the fact that no two specimens are exactly alike.

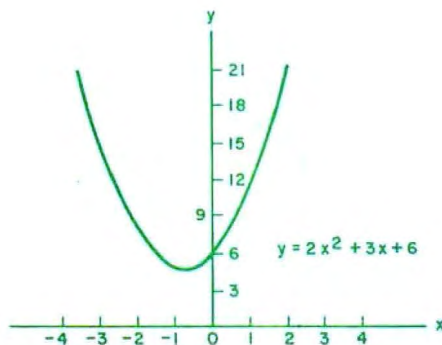
This is a fundamental concept in pattern recognition theory. Hyperspace is partitioned into regions, and the existence of a feature vector in a particular region corresponds to the recognition of a pattern or symbol. By definition, the best set of features is the one that maximizes the separability of pattern vectors. In the design of pattern recognizers it is important to select a set of features which is easily measured and which produces widely separated and compact clusters in feature space.

### Functions and Operators

In the physical world, functions are usually defined as relationships between physical variables. For example, we could say that climate over a particular geographical region is a function of the heat input, the prevailing wind conditions, and other factors, or that the seasons are a function of the position and orientation of the earth relative to the sun. Similarly, we may say that the level of hunger we experience is a function of the signals on nerve fibers reporting on the state of the stomach, chemistry of the blood, the time of day as indicated by internal biological rhythms, and so on.

In mathematics a function defines (and is defined by) a relationship between symbols that can sometimes be set in one-to-one correspondence to physical variables. As in the physical world, a function usually implies a directional relationship (eg: the relationship between cause and effect has a direction which flows from cause to effect). In traditional terms a function may be expressed as an equation, such as:

Figure 7: Functions can be expressed in a number of different ways. Here the functional relationship between *Y* and *X* is expressed as an equation and a graph.





$$y = f(x)$$

which reads:  $y$  equals a function  $f$  of  $x$ .  
The function:

$$y = 2x^2 + 3x + 6$$

is a relationship between  $y$  and  $x$ .

Functions can also be expressed as graphs. Figure 7 is a plot of the equation  $y = 2x^2 + 3x + 6$ . Functions may sometimes be defined by tables. The table in figure 8a defines the Boolean AND function  $Z = X \cdot Y$ . This function can also be drawn as a circuit element (see figure 8b) which performs the AND function on two inputs.

Tables can also be used to define non-Boolean functions. Tables of logarithms or trigonometric functions are good examples of this. Of course, a table defines a continuous function exactly *only* at the discrete points represented in the table. Thus, the accuracy of a continuous function represented by a table depends on the number of table entries (ie: the resolution on the input variables). Accuracy can, of course, be increased by interpolation techniques. In general, the number of entries required to compute a function by a table lookup is proportional to  $R^N$ , where  $R$  is the resolution of each input variable, and  $N$  is the number of input variables. This exponential increase in size of the table required is the principal reason that multidimensional functions are seldom computed by table lookup.

Modern mathematics often expresses functional relationships in terms of *mappings* from a set of states defined by independent variables onto a set of states defined by dependent variables. In one notation, this is expressed by the string  $f$ :

$$f: C \rightarrow E$$

which reads, "f is a relationship which maps the set of causes  $C$  into the set of effects  $E$ ." It means that for any particular state in the set  $C$ , the relationship  $f$  will compute a state in the set  $E$ . This is shown in figure 9.

We have already shown that states can be denoted by vectors and sets of states by sets of points in vector hyperspaces. Thus, the notion of a function being a mapping from one set of states to another naturally extends to a mapping of points in one vector hyperspace onto points in another.

Suppose, for example, we define an operator  $h$  as a function which maps the input  $S = (s_1, s_2, s_3, \dots, s_N)$  onto the output scalar variable  $p$ . We can write this as:

$$p = h(S)$$

or

$$p = h(s_1, s_2, \dots, s_N)$$

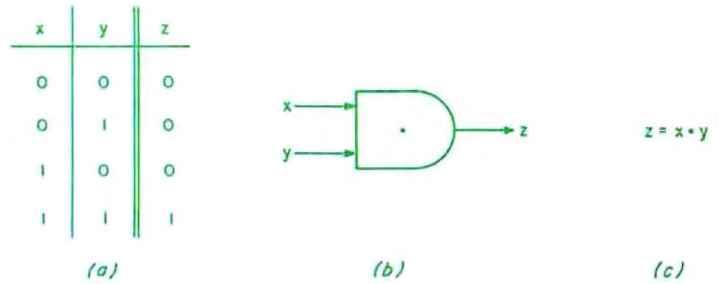


Figure 8: Functions can also be expressed as tables and circuits. Here the Boolean function  $Z = X \cdot Y$  is expressed as a table, a circuit, and an equation.

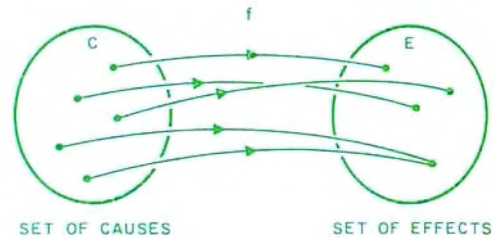


Figure 9: A function can also be expressed as a mapping from one set onto another. Here the function  $F$  maps the set of causes  $C$  onto the set of effects  $E$  such that for every cause in  $C$  there is an effect in  $E$ . In our discussion we will be concerned only with single valued functions such that there is only one effect for each cause. We will, however, allow more than one cause to have the same effect (ie: more than one point in  $C$  can map onto the same point in  $E$ ).

Figure 10: We will define the operator  $h$  as a function which maps the input vector  $S$  into the output scalar variable  $p$ .

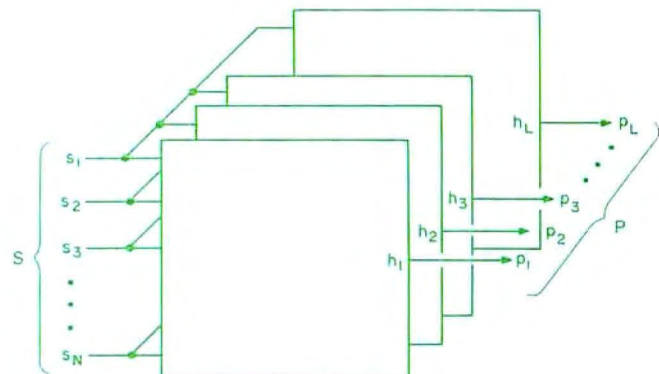
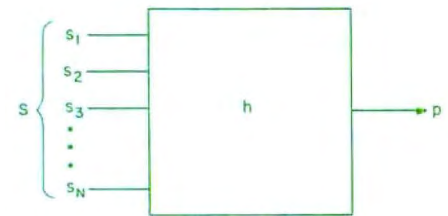


Figure 11: We will define the set of operators  $H = (h_1, h_2, \dots, h_L)$  as a function which maps the input vector  $S$  into the output vector  $P$ .

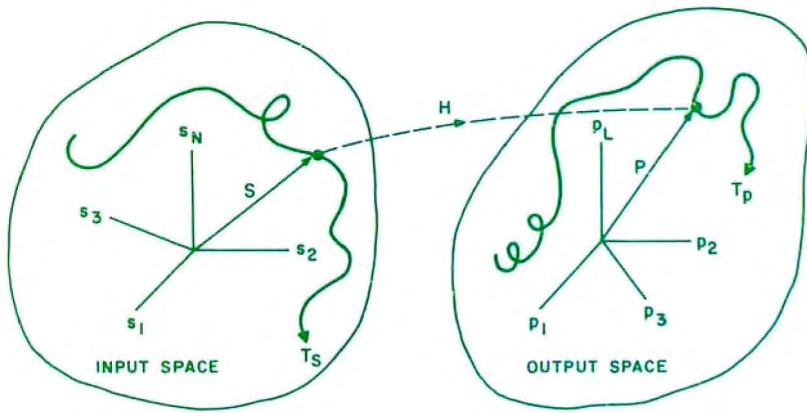


Figure 12: The operator  $H$  maps every input vector  $S$  in input space into an output vector  $P$  in output space.  $H$  thus maps the trajectory  $T_S$  into the trajectory  $T_P$ .

We can also draw the functional operator as a circuit element or "black box" as in figure 10. (A black box is an engineering concept sometimes used to depict a process with inputs and outputs. The viewer sees the effects on the output of changes to the input, but the internal workings of the process remain hidden in a black box.)

If we assume that we have  $L$  such operators,  $h_1, h_2, \dots, h_L$ , each operating on the input vector  $S$  in figure 11, we have a mapping:

$$H: S \rightarrow P \text{ or } P = H(S)$$

where the operator  $H = (h_1, h_2, \dots, h_L)$  maps every input vector  $S$  into an output vector  $P$ . Now since  $S$  is a vector (or point) in input space and  $P$  is a vector (or point) in output space, we can represent the function  $H$  as a mapping from input space onto output space, as shown in figure 12.

For the purposes of our discussion we require that both the input and output space be bounded and that each  $S$  will map into one and only one  $P$ . Several different  $S$  vectors may map into the same  $P$  vector,

however. Of course, if any of the variables in  $S$  are time dependent,  $S$  will trace out a trajectory  $T_S$  through input space. The operator  $H$  will map each point  $S$  on  $T_S$  into a point  $P$  on a trajectory  $T_P$  in output space.

### Goal Seeking Control Systems

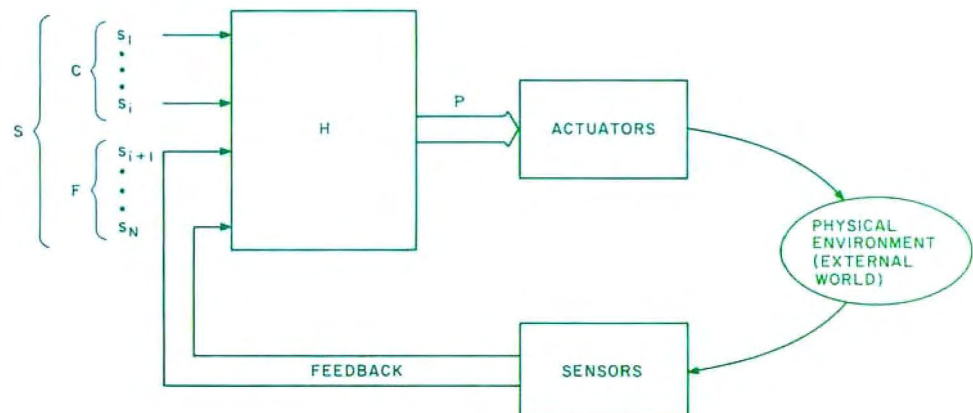
We are now ready to consider the structure of control systems for sensory interactive, goal directed behavior. The simplest form of goal seeking device is the *servomechanism*. The setpoint, or reference input to the servomechanism, is a simple form of command. Feedback from a sensing device, which monitors the state of the output or the results of action produced by the input, is compared with the command. If there is any discrepancy between commanded action and the results, an error signal is generated which acts on the output in the proper direction and by the proper amount to reduce the error. The system thus follows the setpoint, or, put another way, it seeks the goal set by the input command.

Now almost all servomechanism theory deals with a one-dimensional command, a one-dimensional feedback, and a one-dimensional output. Our vector notation will allow us to generalize from this one-dimensional case to the multidimensional case with little difficulty.


Assume we have the multivariable servomechanism shown in figure 13. The function  $H$  operates on the input variables in  $S$  and computes an output  $P = H(S)$ . Note that we have partitioned the input vector  $S$  into two vectors:  $C = (s_1, s_2, \dots, s_i, 0, \dots, 0)$  and  $F = (0, \dots, 0, s_{i+1}, \dots, s_N)$ ; such that  $S = C + F$ . If  $i = 1, N = 2, L = 1$ , and  $H$  computes some function of the difference between  $C$  and  $F$ , we have a classical servomechanism.

In our more general case  $C$  may be any vector, and in some cases it may be a sym-

Figure 13: A multivariable servomechanism. The reference, or command input is the vector  $C$  consisting of the variables  $s_1$  thru  $s_i$ . The feedback is the vector  $F$  consisting of sensory variables  $s_{i+1}$  thru  $s_N$ . The function  $H$  computes an output vector  $P$  consisting of  $p_1$  thru  $p_L$  which drive actuators and thus affect the physical environment.







COMPUTER

# How to buy a personal computer.

*In California, a store owner charts sales on his Apple Computer. On weekends though, he totes Apple home to help plan family finances with his wife. And for the kids to explore the new world of personal computers.*

*A hobbyist in Michigan starts a local Apple Computer Club, to challenge other members to computer games of skill and to trade programs.*

Innovative folks everywhere have discovered that the era of the personal computer has already begun — with Apple. Educators and students use Apple in the classroom. Businessmen trust Apple with the books. Parents are making Apple the newest family pastime. And kids of all ages are finding how much fun computers can be, and have no time for TV once they've discovered Apple.

**Visit your local computer store**

The excitement starts in your local computer store. It's a

friendly place, owned by one of your neighbors. He'll show you exactly what you can use a personal computer for.

**What to look for**

Your local computer store has several different brands to show you. So the salesman can recommend the one that best meets your needs. Chances are, it will be an Apple Computer. Apple is the one you can program yourself. So there's no limit to the things you can do. Most important, Apple's the one with more expansion capability. That means a lot. Because the more you use your Apple, the more uses you'll discover. So your best bet is a personal computer that can grow with you as your skill and involvement grow. Apple's the one.

**It's your move**

Grab a piece of the future for yourself. Visit your local computer store. We'll give you the address of the Apple dealer nearest you when you call our toll-free number. Then drop by and sink your teeth into an Apple. 800-538-9696. In California, 800-662-9238.



Circle 15 on inquiry card.





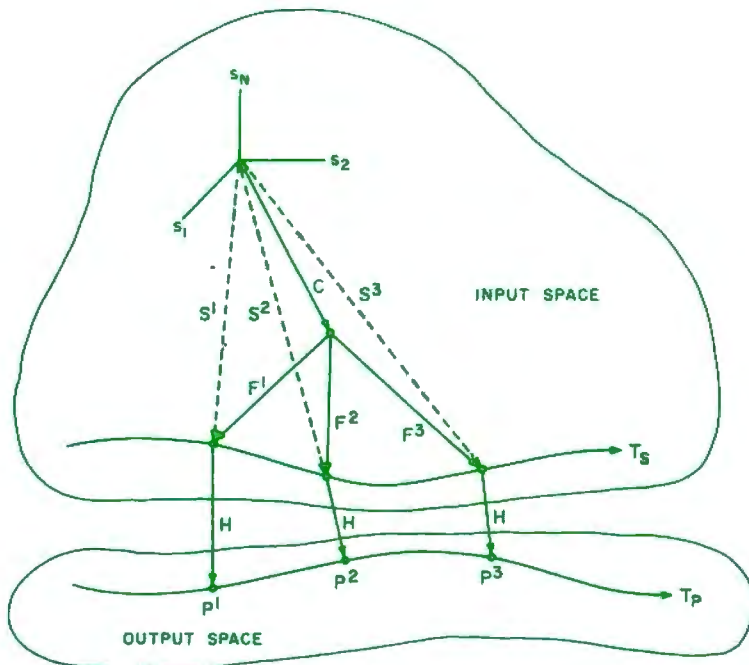


Figure 14: A stationary  $C$  vector establishes a setpoint, and as time progresses the feedback vector varies from  $F^1$  to  $F^2$  to  $F^3$ . The  $S$  vector thus traces out a trajectory  $T_S$ . The  $H$  operator computes an output  $P$  for each input  $S$  and so produces an output trajectory  $T_P$ . The result is that the input command  $C$  is decomposed into a sequence of output subcommands  $P^1, P^2, P^3$ .

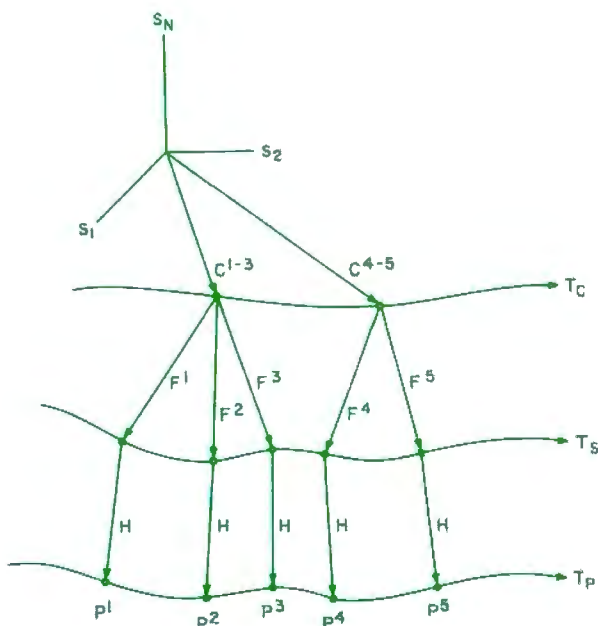


Figure 15: If the command vector  $C$  also changes from time to time, it will trace out a trajectory  $T_C$ .

bolic command. The feedback vector may contain information of many different types. It may simply report position or velocity of the controlled outputs, but for a complicated system such as a robot manipulator or the limb of an animal, it may also report the resistance to movement by the environment, the inertial configuration of the manipulator structure, and other parameters relevant to the problem of making rapid and precise movements.

Figure 14 illustrates the situation when a stationary command vector  $C$  establishes a setpoint, and as time progresses the feedback vector  $F$  varies, creating an input trajectory  $T_S$ . The  $H$  operator computes an output vector for each input and so produces an output trajectory  $T_P$ . The variation in  $F$  may be caused by external forces imposed by the environment, or by actions produced by the output, or both. One or more of the variables in the feedback vector  $F$  may even be taken directly from the output vector  $P$ . In the latter case the  $H$  operator becomes the transition function for a finite state automaton. In any of these cases the result is that a single command vector  $C$  produces a sequence of output vectors  $T_P$ . The process is driven by the sequence of feedback vectors  $F^1, F^2, F^3$ . The superscript  $F^k$  denotes the vector  $F$  at time  $t_k$ .

The sequence of operations illustrated in figure 14 can also be viewed as a decomposition of a command  $C$  into a sequence of subcommands  $P^1, P^2, P^3$ . The vector  $C$  may be a symbol standing for any number of things such as a task, a goal, or a plan. In such cases the output string  $P^1, P^2, P^3$  represents a sequence of subtasks, subgoals, or subplans, respectively.

Whether figure 14 is a servomechanism or a task decomposition operator, there are many practical problems concerned with stability, speed, gain, delay, phase shift, etc. In our notation these are all embedded in the  $H$  functions. If the  $H$  functions are correctly formulated and defined over the entire space traversed by the  $S$  input, then the output  $T_P$  will drive the physical actuators in such a way that the goal is achieved (ie: the error between the command  $C$  and the result  $P$  is nulled) and stability is maintained under all conditions.

Servomechanisms are, of course, only the simplest form of sensory interactive, goal seeking devices. By themselves they are certainly not capable of explaining the much more complex forms of goal seeking commonly associated with purposive behavior in biological systems. However, when connected together in a nested (or hierarchical) structure, the complexity of behavior in feedback control systems increases dramatically.



## Hierarchical Control

Assume that the command vector  $C$  in figure 14 changes such that it steps along the trajectory  $T_C$  as shown in figure 15. The result is that the sequence of input commands  $C^1, C^2, C^3$ , followed by the sequence  $C^4, C^5$  produces the sequence of output vectors  $P^1, P^2, P^3, P^4, P^5$ . In this case the subsequence  $P^1, P^2, P^3$ , is called by the commands  $C^1, C^2, C^3$  and driven by the feedback  $F^1, F^2, F^3$ . The subsequence  $P^4, P^5$  is called by  $C^4, C^5$  and driven by  $F^4, F^5$ , etc.

If we now represent time explicitly, the  $C$ ,  $F$ , and  $P$  vectors and trajectories of figure 15 appear as shown in figure 16. The fact that  $C$  remains constant while the feedback changes from  $F^1$  to  $F^2$  to  $F^3$  means that the trajectory  $T_C$  is parallel to the time axis over that interval. The jump from  $C^1, C^2, C^3$  to  $C^4, C^5$  causes an abrupt shift in the  $T_C$  trajectory in the time interval between  $F^3$  and  $F^4$ .

Note that each instant can be represented by a plane (or set of coplanar regions) perpendicular to the time axis. Each plane contains a point from each trajectory and represents a snapshot of all the vectors simultaneously at a specific instant in time.

We are now ready to consider a hierarchy of servomechanisms, or task decomposition operators, as shown in figure 17a. Here the highest level input command  $C_4$  is a symbolic vector denoting the complex task (ASSEMBLE AB). Some of the components in  $C_4$  may denote modifiers and arguments for the assemble task. The subscript  $C_k$  denotes the  $C$  vector at the  $k^{\text{th}}$  level in the hierarchy.

Note that in figure 17 vectors are not repeatedly drawn for each instant of time during the trajectory segments, when they are reasonably constant. Thus,  $C_4$  is shown only at the beginning and end of the trajectory segment labeled (ASSEMBLE AB).  $C_2$  is shown only at the transition points between (REACH to A), (GRASP), (MOVE TO C), etc. It should be kept in mind, however, that  $H_4$  computes  $P_4$  continuously and produces an output at every instant of time, just as  $H_1$  computes  $P_1$ .

The feedback  $F_4$  may contain highly processed visual scene analysis data which identifies the general layout of the work space, and thereby determines which output vectors  $P_4$  (and hence which simple task commands  $C_3$ ) should be selected and in which order.  $F_4$  may also contain data from  $P_4$  and  $P_3$  which indicates the state of completion of the decomposition of  $C_4$ .  $F_4$  combines with  $C_4$  to define the complete input vector  $S_4$ . The  $H_4$  operator produces an output vector  $P_4 = H_4(S_4)$ .

*Text continued on page 24*

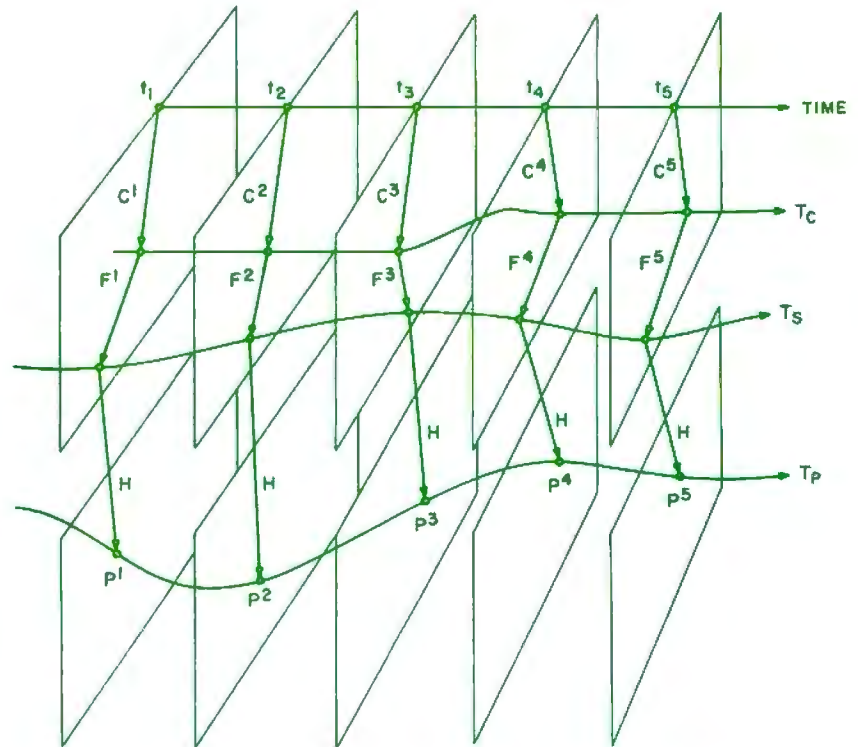


Figure 16: When time is represented explicitly, the vectors and trajectories of figure 15 become as shown here. In this example, the  $C$  vector remains constant from time  $t = 1$  to  $t = 3$  and then jumps to a new value for  $t = 4$  and  $t = 5$ .

computer mart of new jersey  
computer mart of pennsylvania



the  
microcomputer  
people®

**Computers don't make a computer store, PEOPLE do. Our people have been involved with microcomputers since day one. We offer experience and expertise unparalleled in the microcomputer industry. Whether you are in the market for a complete system, peripherals, custom software, service, or just some friendly advice, there simply is no other place to go.**

Computer Mart of New Jersey

501 Route 27  
Sellers, NJ 08830  
(201) 283-0600

STORE HOURS

Tues. - Sat. 10am - 6pm  
Tues. & Thurs. 'til 9pm  
CLOSED MONDAYS

Computer Mart of Pennsylvania

550 DeKalb Pike  
Ring of Piusa, PA 19406  
(215) 265-2580



# We've worked like mad to





# cook up all your favorites.

Now, we're cooking. Our boys in the lab have turned circuit chefs these past three months to create a *smorgasbord* of deliciously assembled boards to support your APPLE II\*, TRS-80† or S-100 bus systems. Feast your eyes on our monstrous selection in the menu below. Then, order enough to satisfy your hunger for experimentation for months to come. Contact your local computer store, or call us direct. *Bon appetit!*

## California Computer Systems

309 Laurelwood Road · Santa Clara, CA  
(408) 988-1620 · 95050



So Nobody Goes Away Mad.

### M E N U

#### APPLE II Delicacies

- 7114 **APPLE ROM**  
4K ROM . . . . . \$69.95  
Apple ROM overlay powers down select-offers  
BLOCK and INDIVIDUAL ENABLE permits  
PIA & INTERRUPT daisy chain operation
- 7740 **APPLE Programmable Timer Module** . . . . . \$150.00  
An MC8840 programmable computer timer for use in frequency measurements, event counting, measuring square wave generation, gated delay signalling, creating single pulses of controlled duration, pulse width modulation, and system interrupts.
- 7490 **APPLE GPIB IEEE 488 Interface** . . . . . \$250.00  
Interface offering selectable unit addressing, supports bus as a talker, listener and controller, includes on-board ROM
- 7710 **APPLE Asynchronous Serial Interface** . . . . . \$99.95  
Interface featuring on-board ROM, accurate baud rates, all common baud rates from 50 baud through 19200 baud, external baud available, conforms to EIA RS404 and a subset of RS232C
- 7712 **APPLE Synchronous Serial Interface** . . . . . \$99.95  
Interface featuring on-board ROM, accurate baud rates, all common baud rates from 50 baud through 19200 baud, external baud available, conforms to EIA RS404 and a subset of RS232C.
- 7720 **APPLE Parallel Interface** . . . . . \$69.95  
Interface with dual PIA on-board ROM, power down ROM, supports INTERRUPT daisy chain.
- 7811 **APPLE Arithmetic Processor** . . . \$399.00  
Processor with on-board, power-down ROM, 32-bit floating point arithmetic operation, based on AMD 9511 device.

- 7470 **APPLE 3 1/4 Digit BCD Analog-to-Digital Converter** . . . . . \$129.00  
± 0 to 4 999 VDC range, floating or ground reference.
- 7520 **APPLE Extender** . . . . . \$25.00
- 7500 **APPLE Wire Wrap Board** . . . . . \$21.00
- 7590 **APPLE Etch Board** . . . . . \$21.00
- 7510 **APPLE Solder Tail Board** . . . . . \$21.00
- 16AM **APPLE, TRS-80 16K Add-On Memory** . . . . . \$120.00

#### S-100 Bus Fare

- 2016 **MXVI 16K Static RAM Board** . . . \$299.00  
For expansion even beyond 64K... uses popular 2114 static RAMs, addressable in 4K blocks
- 2520 **Extender Terminator** . . . . . \$39.95  
With all lines labelled, power lines fused for added safety... active & dynamic termination designed to eliminate crosstalk.
- 2501 **Mother Board Kit With Active Terminations & Sockets** . . . . . \$119.95
- 4P10 **Four Parallel I/O Board** . . . . . \$99.95
- 2500 **Wire Wrap Board** . . . . . \$30.00  
Accommodates up to 102 16-pin sockets, or 24 40-pin sockets
- 2590 **Etch Board** . . . . . \$179.95  
For etching your own S-100 circuit... 1/2-oz. copper PC board... hard-gold-plate fingers.
- 2510 **Solder Tail Board** . . . . . \$30.00  
Accommodates up to 102 16-pin sockets, or 24 40-pin sockets.
- 2200 **All-Metal Mainframe Box** . . . . . \$399.00  
12-slot card cage with power supply and fan... inputs are 105, 115 and 125VAC... outputs are +8V at 20 amps and ±16V at 4 amps.

\*APPLE II is a registered trademark of APPLE Computers, Inc.  
†TRS-80 is a registered trademark of Radio Shack, a Tandy Co.

Text continued from page 21:

At least part of the output  $P_4$  becomes part of the input command vector  $C_3$  to the next lower level.  $C_3$  is also a symbolic vector which identifies one of a library of *simple task* commands together with the necessary modifiers and arguments. As the feedback  $F_4$  varies with time, the input vector  $S_4$ , and hence the output vector  $P_4$ , move along a trajectory generating a sequence of simple task commands at  $C_3$  such as (FETCH A), (FETCH B), (MATE B TO A), (FASTEN B TO A), etc. as shown in figure 17b.

Feedback at  $F_3$  may identify the position and orientation of the parts A and B, and also carry state sequencing information from outputs  $P_3$  and  $P_2$ . As  $F_3$  varies with time, it drives the input  $S_3$  (and hence  $P_3$ ) along a trajectory generating a sequence of *elemental movement* commands at  $C_2$  such as (REACH TO A), (GRASP), (MOVE TO C), (RELEASE), etc.

Feedback at  $F_2$  may contain information from proximity sensors indicating the fine positioning error between the fingers and the objects to be manipulated, together with state sequencing information derived from  $P_2$  and  $P_1$ . The operator  $H_2$  produces  $P_2$ , which denotes the proper velocity vectors  $C_1$  for the manipulator hand in joint angle coordinates.

Feedback  $F_2$  also provides joint angle position data necessary for the coordinate transformations performed by  $H_2$ .  $P_2$  provides reference, or setpoint commands,  $C_1$  to the servomechanism operator  $H_1$ .  $F_1$  provides position, velocity, and force information for the traditional servocomputations. The output  $P_1$  is a set of drive signals to the actuators.

Feedback enters this hierarchy at every level. At the lowest levels, the feedback is unprocessed (or nearly so) and hence is fast acting with very short delays. At higher levels, feedback data passes through more and more stages of an ascending, sensory processing hierarchy. Feedback thus closes a real time control loop at each level in the hierarchy. The lower level loops are simple and fast acting. The higher level loops are more sophisticated and slower.

At each level the feedback vector  $F$  drives the output vector  $P$  along its trajectory. Thus, at each level of the hierarchy, the time rate of change of the output vector  $P_i$  will be of the same order of magnitude as the feedback vector  $F_i$ , and considerably more rapid than the command vector  $C_i$ . The result is that each stage of the behavior generating hierarchy effectively *decomposes* an input task represented by a slowly changing  $C_i$  into a string of subtasks represented by a more rapidly changing  $P_i$ .

At this point we perhaps should emphasize that the difference in time rate of change of the vectors at various levels in the hierarchy does *not* imply that the H operators are computing slower at the higher levels than at the lower. We will, in fact, assume that every H operator transforms  $S$  into  $P$  with the same computational delay  $\Delta t$  at all levels of the hierarchy. That is:

$$P_i(t) = H_i(S_i(t - \Delta t)) \text{ or } P_i^k = H_i(S_i^{k-1})$$

at every level. The slower time rate of change of  $P$  vectors at the higher levels stems from the fact that the  $F$  vectors driving the higher levels convey information about events which occur less frequently. In some cases certain components of higher level  $F$  vectors may require the integration of information over long time intervals or the recognition of symbolic messages with long word lengths.

When we represent time explicitly as in figure 17, we can label the relatively straight segments of the  $T_c$  trajectories as tasks and subtasks. Transitions between the subtasks in a sequence correspond to abrupt changes in  $T_c$ .

If we do not represent time explicitly, the relatively constant  $C$  vectors correspond to nodes, as in figure 15. The resulting tree structure represents a classical AND/OR decomposition of a task into sequences of subtasks, where the discrete  $C_i$  vectors correspond to OR nodes and the rapidly changing sequences of  $P_i$  vectors become sets of AND nodes *under* those OR nodes.

### Intentional or Purposive Behavior

Figure 17 illustrates the power of a hierarchy of multivariant servomechanisms to generate a lengthy sequence of behavior which is both goal directed and appropriate to the environment. Such behavior appears to an external observer to be intentional, or purposive. The top level input command is a goal, or task, which is successively decomposed into subgoals, or subtasks, at each stage of the control hierarchy until at the lowest level output signals drive the muscles (or other actuators) producing observable behavior.

To the extent that the  $F$  vectors at the various levels contain sensory information from the environment, the task decompositions at those levels will be capable of responding to the environment. The type of response to each  $F$  vector depends on the H function at that level. If the  $F$  vector at any level is made up solely of internal variables,

Text continued on page 28



# Introductory offer to new members of the COMPUTER PROFESSIONALS' BOOK CLUB

any two  
of these great  
professional books  
for only  
**\$2.95**  
values up  
to \$69.95

Two special bonus books come to you  
for \$2.95 with your first club selection

Books are selected from a wide range of publishers

Be sure to consider these books as well—

784/612  
**MICROPROCESSOR  
ARCHITECTURE  
AND  
PROGRAMMING**  
by W. F. Leahy  
Pub. price, \$19.95  
Club price, \$14.95

786/380  
**FUNDAMENTALS OF  
COMPUTER  
ALGORITHMS**  
by E. Horowitz &  
S. Sahni  
Pub. price, \$19.95  
Club price, \$15.95

491/380  
**MICROCOMPUTER-  
BASED DESIGN**  
by J. Peatman  
Pub. price, \$26.50  
Club price, \$18.95

784/71X  
**MINIPROCESSORS**  
by D. Heiserman  
Pub. price, \$9.95  
Club price, \$8.45

769/664  
**ALGORITHMS +  
DATA STRUCTURES  
= PROGRAMS**  
by N. Wirth  
Pub. price, \$19.95  
Club price, \$15.50

771/499  
**MICRO-  
COMPUTERS /  
MICRO-  
PROCESSORS:  
Hardware, Software  
and Applications**  
by J. L. Hilburn &  
P. N. Julich  
Pub. price, \$22.50  
Club price, \$16.50

784/701  
**DATA BASE  
SYSTEMS:  
Design,  
Implementation, and  
Management**  
by R. G. Ross  
Pub. price, \$19.95  
Club price, \$16.96

785/49X  
**PROGRAMMING  
FOR MINI-  
COMPUTERS**  
by J. C. Cluley  
Pub. price, \$17.50  
Club price, \$13.50

273/634  
**COMPUTER  
ARCHITECTURE &  
ORGANIZATION**  
by J. Hayes  
Pub. price, \$23.50  
Club price, \$17.50

784/914  
**THE Z-80 MICRO-  
COMPUTER  
HANDBOOK**  
by W. Barden, Jr.  
Pub. price, \$8.95  
Club price, \$7.60

785/058  
**MICRO-ANALYSIS  
OF COMPUTER  
SYSTEM  
PERFORMANCE**  
by B. Beizer  
Pub. price, \$22.50  
Club price, \$17.25

168/075  
**AUTOMATIC DATA  
PROCESSING  
HANDBOOK**  
Edited by The  
Diebold Group,  
Inc.  
Pub. price, \$34.95  
Club price, \$23.75

701/30X  
**DATA BASE DESIGN**  
by G. Wiederhold  
Pub. price, \$24.50  
Club price, \$18.25

435/278  
**MICROPROCESSOR  
APPLICATIONS  
MANUAL**  
by Motorola, Inc.  
Pub. price, \$35.00  
Club price, \$25.00

786/496  
**ANALOG SYSTEMS  
FOR MICRO-  
PROCESSORS AND  
MINICOMPUTERS**  
by P. H. Garrett  
Pub. price, \$18.95  
Club price, \$14.95

783/845  
**THE 8080A BUGBOOK  
MICROCOMPUTER  
INTERFACING AND  
PROGRAMMING**  
by P. R. Rony, D.  
G. Larsen & J. A.  
Titus  
Pub. price, \$9.95  
Club price, \$8.45



## save time and money by joining McGraw-Hill's COMPUTER PROFESSIONALS' BOOK CLUB



**T**HIS professional club is designed to meet your day-to-day on-the-job needs by providing practical books in your field on a regular basis at below publisher prices. If you're missing out on important technical literature—if today's high cost of reading curbs the growth of your library—here's the solution to your problem. The Computer Professionals' Book Club was organized for you, to provide an economical reading program that cannot fail to be of value. Administered by the McGraw-Hill Book Company, all books are chosen by qualified editors and consultants. Their understanding of the standards and values of the literature in your field guarantees the appropriateness of the selections.

**How the Club operates:** Thirteen times a year you receive free of charge *The Computer Professionals' Book Club Bulletin*. This announces and describes the Club's featured book of the month as well as alternate selections available at special members' prices. If you want to examine the Club's feature of the month, you do nothing. If you prefer one of the alternate selections—or if you want no book at all—you notify the Club by returning the card enclosed with each *Bulletin*.

As a Club Member, you agree only to the purchase of four books (including your first selection) over a two-year period. Considering the many books published annually, there will surely be at least four you would want to own anyway. By joining the club, you save both money and the trouble of searching for the best books.

### MAIL THIS COUPON TODAY

**COMPUTER PROFESSIONALS' Book Club**  
P.O. Box 582, Hightstown, New Jersey 08520

Please enroll me as a member and send me the three books indicated. I am to receive the two bonus books at the introductory price of \$2.95 plus my first selection, plus tax postage, and handling. If not completely satisfied, I may return the books within 10 days and request that my membership be cancelled. If I keep the books, I agree to take a minimum of three additional books during the next two years at special Club prices (guaranteed 15% discount, often more). I will receive the Club Bulletin 13 times a year. If I want to examine the featured selection, I need take no action. It will be shipped automatically. If, however, I want an alternate selection—or no book at all—I simply notify the Club by returning the convenient card always enclosed. I will always have a minimum of 10 days in which to return the card and you will credit my account fully, including postage, if this is not the case. Membership in the club is continuous but cancellable by me at any time after the four-book purchase requirement has been filled. This order subject to acceptance by McGraw-Hill. Orders from outside the continental U.S. must be prepaid. Company business, or institutional tax exemption status is not applicable to purchases made through individual Club memberships. All prices subject to change without notice. Offer good for new members only. A shipping and handling charge is added to all shipments. Members are billed when books arrive.

Write Code # of 1st bonus book selection here      Write Code # of 2nd bonus book selection here      Write Code # of 1st book selection here

Name \_\_\_\_\_

Address \_\_\_\_\_

City \_\_\_\_\_ State \_\_\_\_\_ Zip \_\_\_\_\_

EXTRA SAVINGS: Remit in full with your order, plus any local and state tax, and McGraw-Hill will pay all regular postage and handling charges. P39373

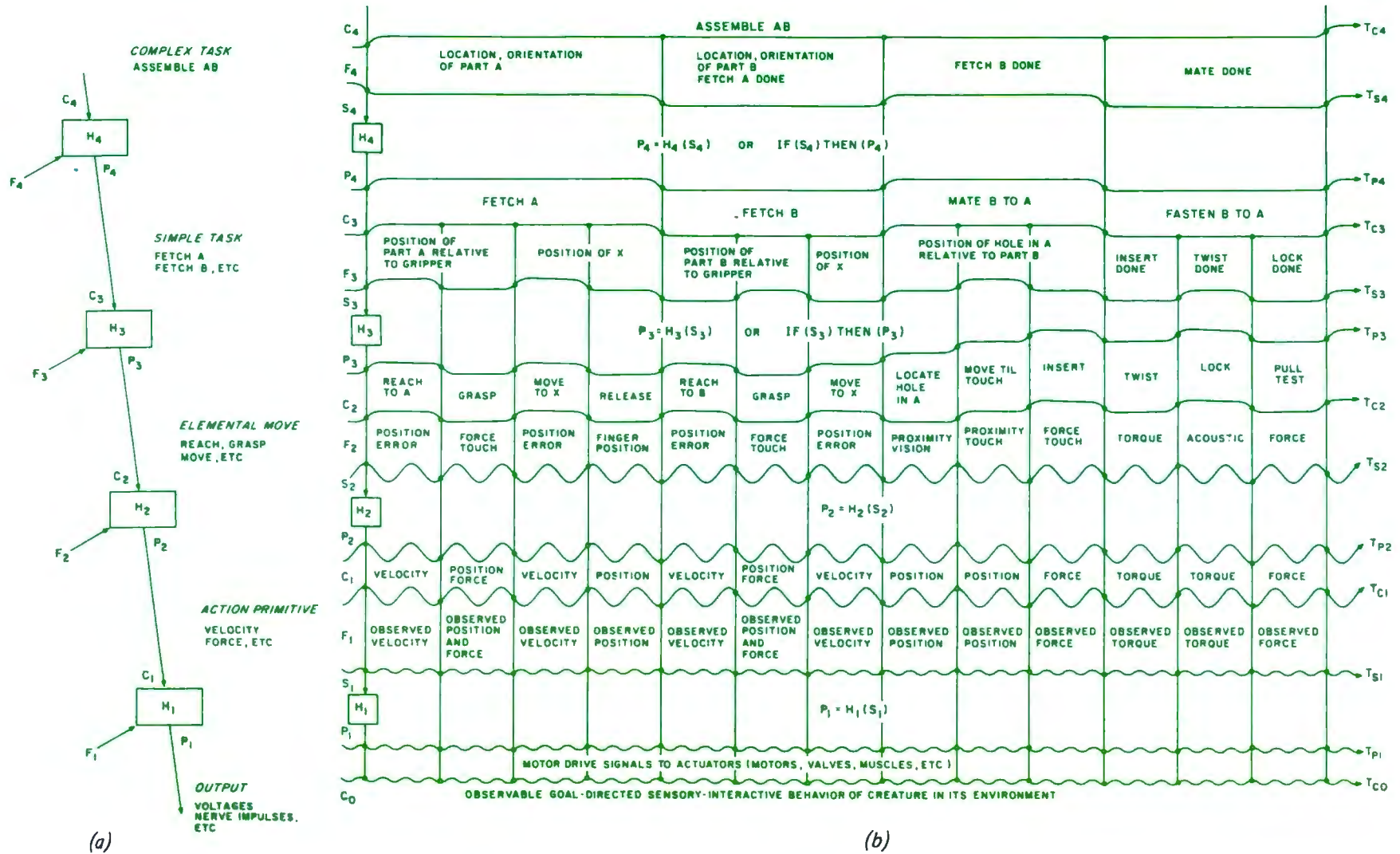


Figure 17: A hierarchy of H operators produces sensory interactive, goal directed behavior. The highest level input command  $C_4$  defines a goal, which in this example is (ASSEMBLE AB). The feedback  $F_4$  carries highly processed sensory data describing the state of environment in which the assemble command must operate, including the state of the lower level P vectors. The  $H_4$  operator maps each input  $S_4$  into an output  $P_4$ . As  $F_4$  changes the goal (ASSEMBLE AB) is decomposed into a sequence of subgoals (FETCH A), (FETCH B), (MATE B to A), (FASTEN B to A). At each level in the hierarchy a different type of feedback data with a different time-rate-of-change drives the decomposition of a higher level command into a sequence of lower level subcommands. Finally, at the lowest level the  $P_0$  vector consists of motor drive signals which actuate observable behavior  $C_0$ .



# I've finally found a personal computer I respect.

It's not surprising that professionals get excited about the CompuColor II. It's a totally-integrated 8080A system with full color graphics display, built-in 51K mini-disk drive, and the best cost performance ratio available in a personal computer.

The complete system is only \$1495.\* And that price includes 8K user RAM, RS-232C compatibility and random access file capabilities.

Our 8 foreground and background colors will boost your comprehension, while introducing you to an exciting new dimension in BASIC programming. The vector graphics have 16,484 individually-accessible plot blocks. And the 13" diagonal measure screen gives you 32 lines of 64 ASCII characters. You also have the flexibility that comes with 16K Extended Disk BASIC ROM.

CompuColor II offers a number of other options and accessories, like a second disk drive and expanded keyboard, as well as expandability to 32K of user RAM. Of course we also have a whole library of low-cost Sof-Disk™ programs, including an assembler and text editor.

Visit your nearest computer store for details. And while you're there, do some comparison testing. With all due respect to the others, once you see it, you'll be sold on the CompuColor II.



**CompuColor  
Corporation**



Unretouched photo of screen  
\* U.S. Domestic price

CompuColor Corporation Post Office Box 569 Norcross, Georgia 30071 Telephone 404/449-5996



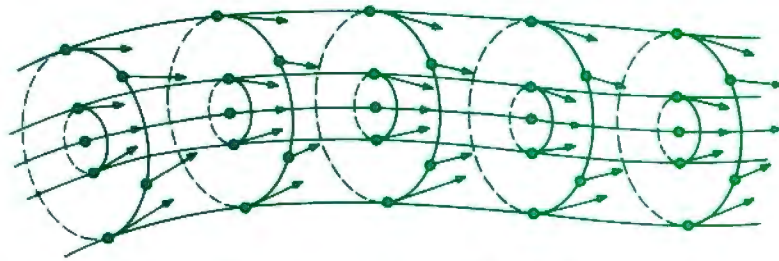


Figure 18: Around each trajectory representing an ideal task performance there exists an envelope of nearly ideal trajectories which correspond to successful, but not perfect, task performance. If the H functions are defined throughout these envelopes so as to drive the system back toward the ideal whenever it deviates, then the trajectory will be stable and task performance can be successful despite perturbations and unexpected events.

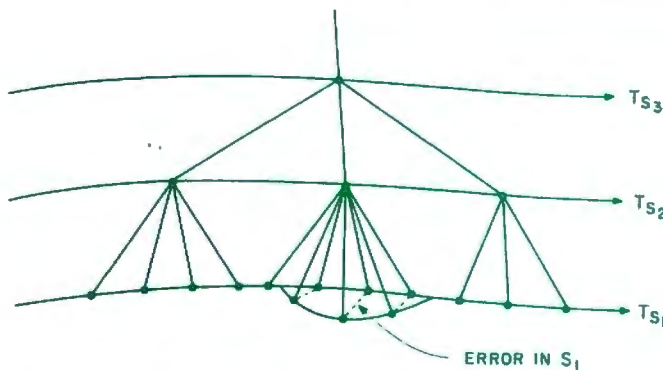


Figure 19: If the H functions at the lower levels are sufficiently well defined, small perturbations from the ideal performance can be corrected by low level feedback without requiring any change in the command from higher levels.

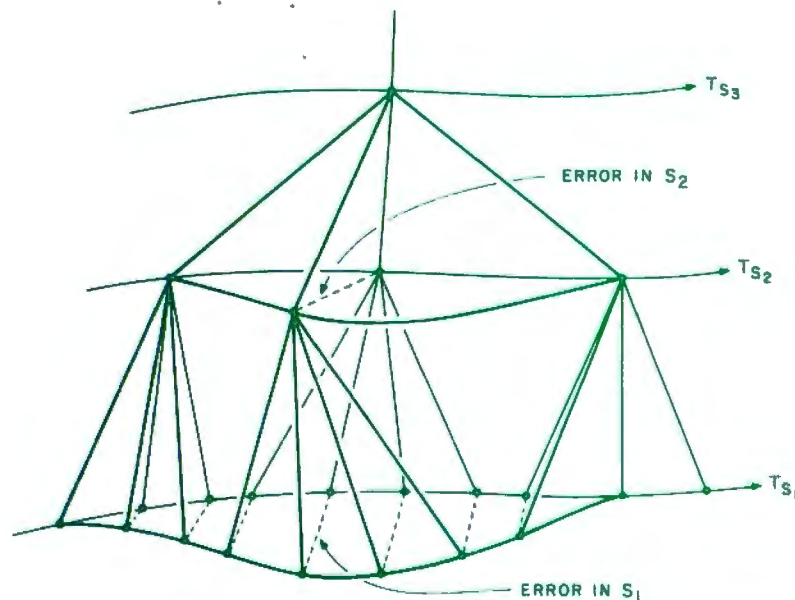


Figure 20: If the lower level H functions are not adequately defined, or if the perturbations are too large for the lower level to cope, then feedback to the higher levels produces changes in the task decomposition at a higher level. The result is an alternative strategy.

Text continued from page 24:

then the decomposition at that level will be stereotyped and insensitive to conditions in the environment.

Whether or not the hierarchy is driven by external or internal variables, or both, the highest level input command commits the entire structure to an organized and coordinated sequence of actions which under normal conditions will achieve the goal or accomplish the task. The selection of a high level input command in a biological organism thus corresponds to an intent or purpose, which, depending on circumstances, may or may not be successfully achieved through the resulting hierarchical decomposition into action.

### Obtaining Successful Performance

The success or failure of any particular task performance, or goal seeking action, depends on whether or not the H functions at each level are capable of providing the correct mappings so as to maintain the output trajectory within a region of successful performance, despite perturbations and uncertainties in the environment.

At all levels, variations in the F vectors due to irregularities in the environment cause  $T_S$  trajectories to vary from one task performance to the next. This implies that while there may exist a set of ideal trajectories through S and P space at each level of the hierarchy corresponding to an ideal task performance, there also must be an envelope of nearly ideal trajectories which correspond to successful, but not perfect, task performance. This is illustrated in figure 18.

The H functions must not only be defined along the  $T_S$  trajectories corresponding to ideal performance, but also in the regions around the ideal performance. Consequently, any deviation from the ideal is treated as an error signal which generates an action designed to restore the actual trajectory to the ideal, or at least to maintain it within the region of successful performance.

Small perturbations can usually be corrected by low level feedback loops, as shown in figure 19. These involve relatively little sensory data processing, and hence are fast acting. Larger perturbations in the environment may overwhelm the lower level feedback loops, and require strategy changes at higher levels in order to maintain the system within the region of successful performance. This is illustrated in figure 20. Major changes in the environment are detected at higher levels after being processed through several levels of pattern recognizers. This produces differences in the F vector at the higher level




# Graphics for small systems were too expensive...

**HIPLØT**<sup>TM</sup> digital plotters

### The perfect small system output device

- Displays data in easy to read graphical format
- Both serial and parallel inputs built-in
- Uses standard 8½" x 11" paper
- Plotting speed up to 2.4 ips
- Resolution of both 0.01 and 0.005 in.
- Baud rate and step size easily changed
- Completely assembled and ready to use
- Priced at \$1085\*



## Until Now

**HIPAD**<sup>TM</sup> digitizers

### The perfect small system input device

- Resolution and repeatability of 0.005 in.
- Origin is completely relocatable
- RS232C and 8 bit parallel interface selectable at the connector
  - Accuracies of ±0.015 in. (0.4mm)
    - Optional LC display shows actual values being inputted
    - Digitizing surface 11" x 11"
    - Priced at \$795\*



(Optional LC display)



\*U.S. Domestic Price Only  
TM Trademark of Houston Instrument

For rush literature requests  
or local sales office information only,  
persons outside Texas call toll free 1-800-531-5205.

**houston  
instrument**

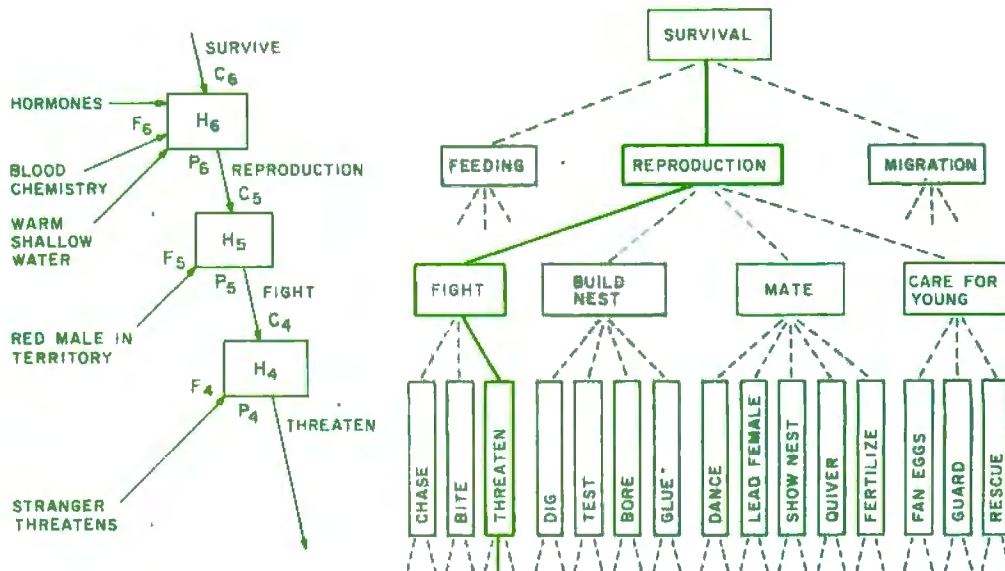
DIVISION OF BAUSCH & LOMB

ONE HOUSTON SQUARE AUSTIN, TEXAS 78753  
(512) 837-2820 TWX 910-881-2022

"the graphics - recorder company"

EUROPEAN OFFICE Rochesterlaan 8 8240 Gistel Belgium  
Phone 059/277445 Telex Bausch 81399

Figure 21: The command and control hierarchy proposed by Tinbergen to account for the behavior of the male 3 spined stickleback fish. The heavy line indicates the particular type of behavior vector actually selected by the feedback shown at the various levels of the hierarchy on the left. This figure represents a snapshot in time corresponding to one of the two-dimensional surfaces shown in figure 16.



which in turn produces different C vectors to lower levels. The result is an alternative higher level strategy to cope with the perturbation.

Of course, if the H functions do not provide stability, or if the environment is so perverse that the system is overwhelmed, then the trajectories diverge from the region of successful performance and failure occurs.

Over-learned tasks correspond to those for which the H functions at the lower levels are sufficiently well defined over a large enough region of input space so as to maintain the terminal trajectory well within regions of stability and success without requiring intervention by the higher levels for strategy modification. Thus, a highly skilled and well-practiced performer, such as a water skier, can execute extremely difficult maneuvers with apparent ease despite large perturbations such as waves. His lower level H functions are well defined over large regions of space corresponding to large perturbations in the environment. He is thus capable of compensating for these perturbations quickly and precisely so as to maintain successful performance without intervention by higher levels. Such a performance is characterized by a minimum amount of physical and mental effort.

We say, "He skis effortlessly without even thinking." What we mean is that his lower level corrections are so quick and precise that his performance never deviates significantly from the ideal. There is never any need for higher level loops to make emergency changes in strategy. On the other hand, a novice skier (whose H functions are poorly defined, even near the ideal trajectory, and completely undefined elsewhere) may have great difficulty maintaining a successful

performance at all. He is continually forced to bring higher levels into play to prevent failure, and even the slightest perturbation from the ideal is likely to result in a watery catastrophe. He works very hard, and fails often, because his responses are late and often misdirected. His performance is erratic and hardly ever near the ideal.

However, practice makes perfect, at least in creatures with the capacity to learn. Each time a trajectory is traversed, if there is some way of knowing what mistakes were made, corrections can be made to the H functions in those regions of input spaces which are traversed. The degree and precision of these corrections, and the algorithm by which they are computed, determine the rate of convergence (if any) of the learning process to a stable and efficient success trajectory.

There are many interesting questions about learning, generalization, and the mechanisms by which H functions are created and modified at the various hierarchical levels in biological brains. However, we will defer these issues until part 2 (July 1979 BYTE).

### Task Decomposition and Goal Seeking

Note that figure 17 illustrates only a single specific performance of a particular task. None of the alternative trajectories which might have occurred under different circumstances with a different set of F vectors are indicated. These alternatives which might have occurred can be illustrated in the plane orthogonal to the time axis.

Figure 21 illustrates the set of alternative C vectors available at various levels in the behavior-generating hierarchy of the male 3 spined stickleback fish. This figure





9900

## New easy-to-use educational module. Your best ticket to the microprocessor world. Ideal for teaching. Yourself. Or others.

TI's new TM990/189 University Module is a stand-alone learning lab. Fully assembled and designed for maximum hands-on experience. To ease and simplify learning and teaching.

Outstanding features include powerful 16-bit microprocessor with easy-to-learn, easy-to-use minicomputer instruction set; 45-key alphanumeric keyboard and ten-digit seven-segment display for easy assembly-language programming; ROM-resident software including system monitor for program debug and symbolic assembler; audio cassette interface; easy-to-add EIA and TTY interface; 1K-byte RAM expandable to 2K; 4K-byte ROM and 2K-byte expansion EPROM socket; 16-bit

programmable I/O controller; user addressable LEDs, and sound indicator.

A 570-page tutorial text accompanies the module. It is a detailed guide for self-paced learning. Or the basis for a three-hour university course. Chapters include an

overview of microprocessors; programming exercises; assembly language; memory systems; I/O concepts and designs; software engineering; product development; a variety of lab experiments, and much more. Also with the module: a 300-page user's guide.

The University Module complete with tutorial text and user's guide is only \$299.00.

Order your University Module from your authorized TI distributor. For more information, write Texas Instruments Incorporated, P.O. Box 1443, M/S 6404, Houston, Texas 77001.



TM990/519 power supply is available for \$65.00.

**TEXAS INSTRUMENTS  
MOVING AHEAD  
IN MICROCOMPUTERS**





represents a snapshot, or single cut through space orthogonal to the time axis.  $C_4$ , the highest level goal, is *survival*. The feedback  $F_4$  consists of variables indicating water temperature and depth, blood chemistry, and hormone levels generated by length of day detectors. When the hormone levels indicate the proper time of year and the blood chemistry does not call for feeding behavior, then migratory behavior will be selected until warm, shallow water is detected. The  $F_4$  vector will then trigger the reproduction subgoal.

When  $C_3$  indicates (REPRODUCTION), an  $F_3$  vector indicating a red male in the territory will cause the (FIGHT) command to be selected to  $C_2$ . When  $C_2$  indicates (FIGHT) and the intruder threatens, a  $C_1$  will be selected, and so on. At each level, a different feedback vector would select a different lower level subgoal. For example, if  $F_3$  indicates a female in the territory,  $C_2$  will become (MATE), and the type of mating behavior selected will depend on  $F_2$ .

In simple creatures like the stickleback fish, the sensory stimuli that produce  $F_2$  and  $F_3$  vectors which trigger specific behavioral trajectories are called *innate releasing mechanisms*. Innate releasing mechanisms and their associated behavioral patterns have been studied extensively in

a number of insects (ie: the digger wasp and various bee and ant species), several fish, and many birds (ie: the herring gull, turkey, and golden eye drake).

In these relatively simple creatures, behavior is sufficiently stereotyped that it can be described in terms of a small set of behavioral patterns triggered by an equally small set of sensory stimuli. This suggests that insects, fish, and birds have only a few levels in their control hierarchies and a small set of behavior patterns stored as H functions at each level. It further implies that there are few externally driven components in the F vectors at each level. Behavior trajectories are internally driven, with only a few branch points controlled by sensory data processed through simple pattern recognizers. The trajectory segments driven entirely by internal variables are called fixed action patterns, or *tropisms*. The external variables which control the relatively few branch points are the innate releasing mechanisms.

In higher animals, behavior is more complex and much less stereotyped. This implies more levels in the hierarchy, more external sensory variables in the F vectors at each level, and hence many more possibilities for branching of the resulting trajectories.

Figure 22 illustrates a set of trajectories

## PASCAL PERFORMANCE.

The new Pascal Computer System is driven by a unique 16-bit Pascal MICROENGINE™ — the first microprocessor hardware designed exclusively for direct high-level language execution. ■ The processor is incorporated into a single board computer system, the WD/90, which directly executes Pascal intermediate code generated by the University of California at San Diego (UCSD) Pascal compiler, Release III.0. ■ Since P-code output by the Pascal compiler represents an ideal architecture for a computer executing Pascal programs and since the WD/90 directly executes P-code (no interpreter), these programs execute up to five or more times faster than equivalent systems.

The WD/90 Pascal MICROENGINE™ Computer includes: ■ Pascal MICROENGINE™ processor ■ 64K bytes of RAM Memory ■ Two RS-232 asynchronous/synchronous ports (110-19.2K baud-full duplex) ■ Two 8-bit parallel ports (500 kHz maximum data rate) ■ Floppy disk controller with direct memory access (DMA), switch selectable for: single or double density (IBM format); mini or standard floppy; 1 to 4 drives (same type) ■ Floating point hardware (proposed IEEE standard) ■ Memory Mapped I/O ■ Enclosed power supply ■ Complete UCSD Pascal Operating System (Release III.0)

**WESTERN DIGITAL**

3128 Redhill Avenue, Box 2180 • Newport Beach, CA 92663  
(714) 557-3550, TWX 910-595-1139

FOR FURTHER INFORMATION CONTACT  
DISTRIBUTOR: CIT (714) 979-9920  
RETAIL: Your LOCAL COMPUTER Store  
OEM: Your WESTERN DIGITAL Sales Representative



**FOR PERSONAL COMPUTER USERS**



# onComputing

**A new quarterly by  
the staff of BYTE®**

This totally new publication is entertaining, informative, and uncomplicated. It is edited for the attorney, accountant, writer and other professional or business person aware of the personal computer as a tool for business, education, home entertainment, laboratory work and other applications.

Compiled and edited by the staff of BYTE, latest developments covered in *onComputing* will include creative uses of the small computer, books for the computer user, how and where to buy your personal computer and numerous features concerning the fascinating world of the microprocessor.

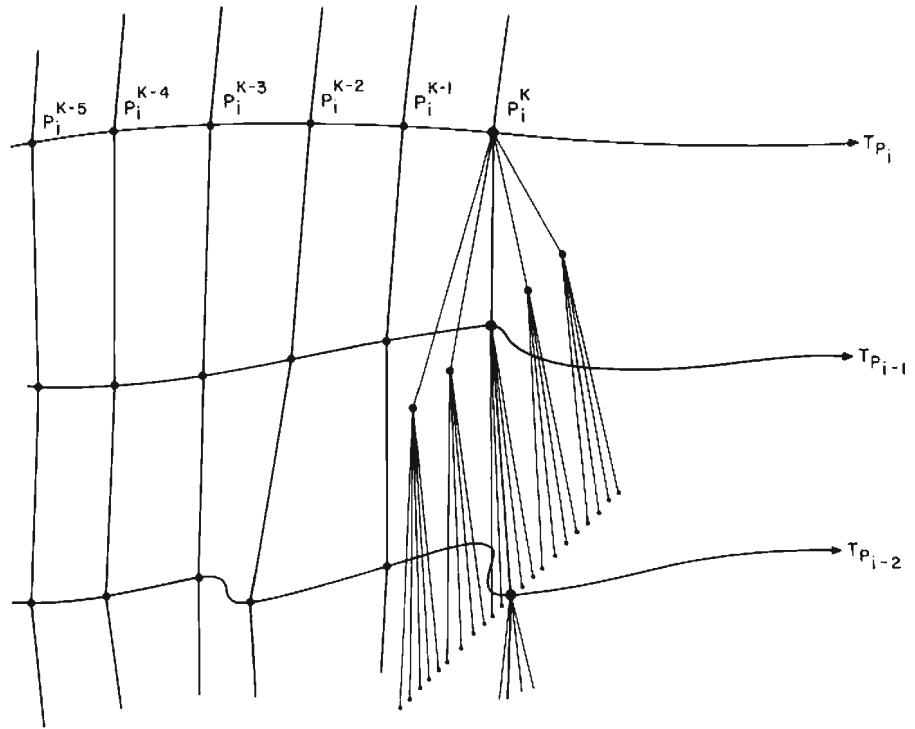
Add *onComputing* to your library of 'must' publications. Act now, subscribe and receive four (4) issues @ \$8.50 for one year (U.S.); Canada and Mexico: \$10.00.

# onComputing™

**GUIDE TO PERSONAL COMPUTING**

**SUBSCRIBE NOW! COMPLETE AND MAIL ATTACHED POSTAGE PAID REPLY CARD**  
onComputing, Inc. □ 70 Main St. □ Peterborough, NH 03458 □ Dial toll free 800-258-5485 (In NH 924-7217)

Figure 22: A set of  $T_p$  trajectories in which there is opportunity for branching at many points in time. If behavior can be modified by feedback at many different levels and in many different ways, it appears to be adaptive and flexible. If there are only a few branch points, with only a few alternative actions available at each branch, behavior will appear stereotyped.



in which there is opportunity for branching at *several* different levels at *every* step along each trajectory. At each instant in time the C vector to any particular level depends upon what the C and F vectors were to the next higher level at the previous instant. Thus, a change in the F vector at any level causes an alternative C vector to be sent to the level below. Behavior is continuously modified at all levels by external variables, and hence does not appear stereotyped at all.

Many degrees of freedom place great demands on the H functions for maintaining stability and precision of control in such a large space of possibilities. Since successful behavior is only a tiny subset of all possible behaviors, it is clear that most of the potential branches will lead to disaster unless the H functions produce actions which steer the S and P vectors back into the narrow regions surrounding success trajectories. For a multilevel hierarchy with sensory interaction at many different levels, this is extremely complex. However, if the H functions are trainable, then performance can improve through practice. Complex tasks can be learned, imitated, and communicated from one individual to another.

### Conclusion

We have now completed the first step in our development. We have described a hierarchical computing structure which can execute goals, or intended tasks, in an unpredictable environment. We have also

defined a notation by which the behavior of such a hierarchy can be described clearly and concisely. We have asserted that the complexity of behavior resulting from such a control hierarchy depends on four things:

- the number of levels in the control hierarchy;
- the number of feedback variables which enter each level;
- the sophistication of the H functions which reside at each level;
- the sophistication of the sensory processing systems which extract feedback variables for use by the various H functions.

In part 2 we will describe a computer model of a neurophysiological structure in the brain which computes multivariate H functions. We will then suggest how the brain might use such structures to learn skills, remember events, select goals, and plan future actions. ■

### BIBLIOGRAPHY


1. Albus, J S and J M Evans, "Robot Systems," *Scientific American*, February 1976, pages 77 thru 87.
2. Arbib, M A, *The Metaphorical Brain: An Introduction to Cybernetics as Artificial Intelligence and Brain Theory*, Wiley-Interscience, New York, 1972.
3. Sommerhoff, G, *Logic of the Living Brain*, Wiley-Interscience, New York, 1974.
4. Tinbergen, N, *The Study of Instinct*, Clarendon Press, Oxford, 1951.



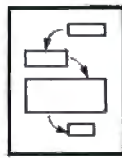
**Wordsmith** is the video text editing system you've been waiting for. Its power, flexibility and simplicity help you carve any text editing task down to size—in a way you can understand. We wanted a system that allows you to think in traditional ways about text layout, yet at the same time makes the traditionally tedious operations such as cut and paste simple and fast. We think we've done it. We want you to decide for yourself.

## Flexibility

- **Logical/Physical Page Distinction.** Define your own hardcopy size. Wordsmith remembers the difference between the screen size and the hardcopy page size.
- **Modular Hardcopy Driver.** Drive a Gume® Sprint-5 or TTY-like device directly now, Diablo, NEC and other hardcopy devices soon.
- **Pure Text.** Wordsmith files are pure text with no control characters mixed in. This universal format keeps you as compatible with the world as possible. What you see on the screen is what you get as hardcopy.
- **Page Templates.** Snapshots of the block layout of a page can be saved as named disk files, then later recalled and superimposed on the current page. Use such "templates" for standard multicolumn layouts, common letter formats, and fixed-field forms. A single keystroke dispatches you quickly from block to block as you fill in your page.



Take a snapshot of a page's window layout



Recall a template and hop from window to window.

- **File Switching.** Moving from document to document to examine, copy, move and change text is like rolling off a log. You're not confined to one disk file at a time anymore.

## Simplicity

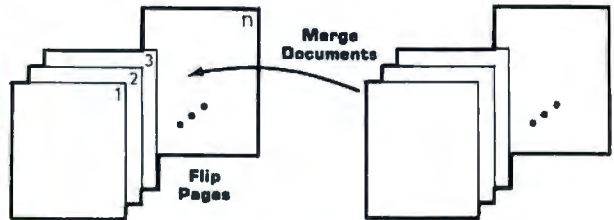
- **Auto Word Break.** Forget the right margin. Wordsmith notices when you won't be able to complete the current word and moves it to the next line for you as you continue typing.
- **Understandable Commands.** The most frequently used commands are single keystrokes. The rest are easily remembered abbreviations.
- **Informative Status Lines.** The top two screen lines constantly display page number information, document name, cursor position, tab stops and status/error phrases. You're always in touch with your document.

Page 3 of 8	File=ADV1	Cursor row 28, col 43
↓	↓	↓

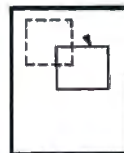
- **Protection Against Catastrophic Errors.** It's nearly impossible to ruin your document with a single bad command. Wordsmith's page oriented design and double-checking user interface help you do what you mean!

## Power

- **Page Oriented Philosophy.** A document is a collection of pages. The screen displays one entire page at a time. Simple random access page flipping commands take you quickly to any page in the document. Equally efficient commands allow you to insert, delete, copy and move pages both within one document and across documents.



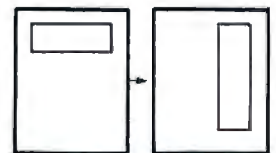
- **Extensive Block Manipulation Capabilities.** Using "windows", portions of text, charts, etc., can be quickly and effortlessly moved around on the current page, or across pages. The shape and size of any window can be changed in real time, with the contained text automatically reformatting itself (heeding word and paragraph boundaries) to conform to the new shape.



Move Text Blocks



Set Up Multiple Text Regions



Change Text Shape

- **Instantaneous Formatting.** Compacting (extraneous blank deletion) and right justifying are simple commands that tidy up a full page or window's worth of text in the blink of an eye. Random access cursor movement, line and character insert and delete, line and page split and join, and a host of other line and character level commands help you put text in its place quickly and accurately.

# The WORDSMITH™ TEXT EDITOR

Defining the New Generation of Text Editing

from **Micro Diversions, Inc.**  
8455-D Tyco Rd.  
Vienna, Va. 22180  
(703) 827-0888

- Direct CP/M® and North Star DOS compatibility
- Available for 40x86, 24x80 and 16x64 memory-mapped video boards
- Fully reentrant for efficient multi-programming environments (6K program space, 5K data area)
- 8080 and Z80 compatibility

### Ordering Information:

\$200  
(Screensplitter™ Owners: \$80)  
Manual only: \$15  
Check, VISA, Mastercharge

1. CP/M or North Star DOS version?
2. TTY or GUME interface?
3. Brand and memory address of video display board?
4. Ship on single or double density, 5" or 8" diskette?

**Inquire about our custom keyboard.**

# Simple Maze Traversal Algorithms

Sandra and Stephen A Allen  
2543 Luciernaga St  
Carlsbad CA 92008

This article is a discussion of some solutions to the problem of traversing a maze. The algorithms here represent neither an exhaustive nor a high-powered study of the problem, but rather an intuitive approach. The ideas reflect our thought processes and those of Tony Rossetti in our efforts to compete in *IEEE Spectrum* magazine's ongoing Micromouse contest.

## Problem Specification

The *IEEE Spectrum*'s Micromouse Maze contest began time trials last June at the 1978 National Computer Conference in Anaheim CA. A mechanical "mouse" (ie: robot) must find its way under its own power from the entrance of a maze to the exit. Each mouse is given three tries through the maze, with a time limit on each attempt. The mouse with the shortest logged time wins the contest. The solution to the problem, then, is to find the path through the maze that yields the shortest time.

An important consideration in finding a solution is the characteristics of the maze. The corridors are of uniform width. There are only five types of intersections: right angle; left angle; T; U turn; and mouse-trap. These are shown in figure 1. There are no cross-intersections, nor are there any king's chambers, which are large vacant areas in the maze. This simplifies the traversal algorithms somewhat. Finally, there are exactly one entrance and one exit on the perimeter of the maze, but not necessarily on opposite sides.

Characteristics of the mouse should also be taken into consideration. It must be completely self-contained, having an on board computer and any required memory. Since the mouse must carry its own battery, available power is a limiting factor.

## Easy Algorithms

The criteria used in looking for a solution were primarily based on the considerations discussed above. The limited power, program space, memory and processor power were perhaps the most important aspects. Simplicity was also an important element in order to provide easy modification and enhancement of the robot.

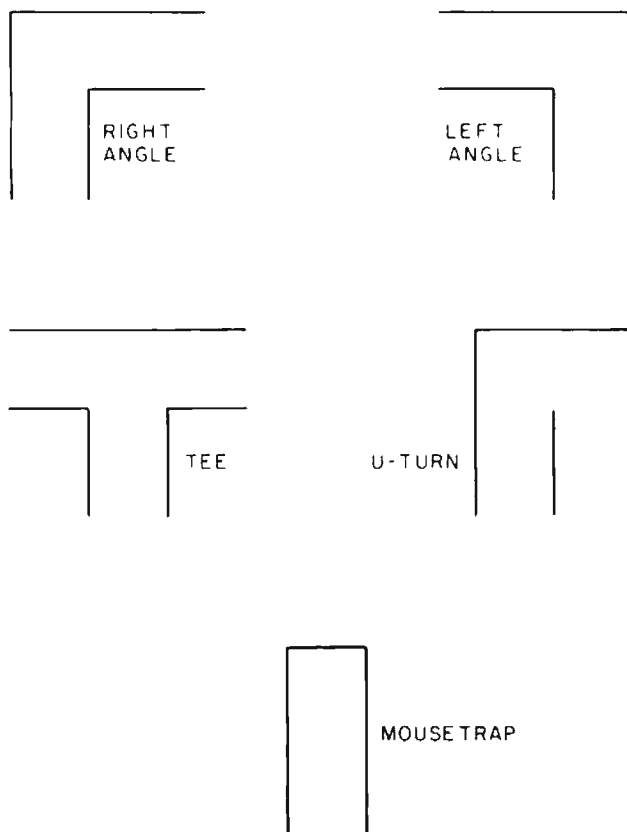


Figure 1: Types of intersections allowed in the maze. All intersections are at right angles and no cross intersections are allowed.



The traversal algorithm that suggests itself first is the simplest one: each time the robot encounters an intersection, the rightmost path is followed. This is the equivalent of the robot resting its "right hand" on the right wall of the maze corridor and not lifting it throughout the maze walk (see figure 2). Of course it works in the same way when taking the leftmost path instead of the rightmost. This algorithm certainly meets the requirement of simplicity, and the program is small and uses little memory. It also guarantees a solution, but unfortunately in using this algorithm there only exists one solution, so there is no way to take advantage of the second and third runs through the maze to significantly improve the traversal time.

The resulting path may be a very long, roundabout path through the maze. This, of course, depends on the configuration of the particular maze. Indeed, the possibility exists that the path takes more than the allotted time for the robot to complete. So the leftmost/rightmost algorithm guarantees one solution, but has significant disadvantages.

A variation of this algorithm is one in which, at each intersection, the robot chooses one of the available paths at random. Again, this is an easy and short program to implement. It has the important advantage that a different path is picked every time through the maze, so that there is the chance of picking a fairly short path. A definite drawback, though, is that no solution is guaranteed. The robot may come out the entrance instead of the exit, or may wander around in the maze until the allotted time has run out.

Another slight variation on the leftmost/rightmost algorithm is the *straight-ahead first* algorithm. If, in this algorithm, a straight-ahead alternative exists at an intersection, that path is chosen (otherwise either the right or left path is taken). Like the former algorithm, this one is short and simple, yielding a unique path; however, this path may not be a solution. This algorithm can have certain advantages, though. When a maze has cross intersections and the entrance and exit are on opposite sides of the maze, the robot gets close to the exit faster. Also, for robots which are mechanically faster at going straight than at turning, this algorithm can minimize the required turns.

All of the solutions discussed above are very simple and, except for the random path algorithm, give only one possible solution for each maze configuration. Since the mouse gets three tries through the maze, a logical next step is to use a different algorithm on each run. For example, choose the rightmost path on the first time through, the

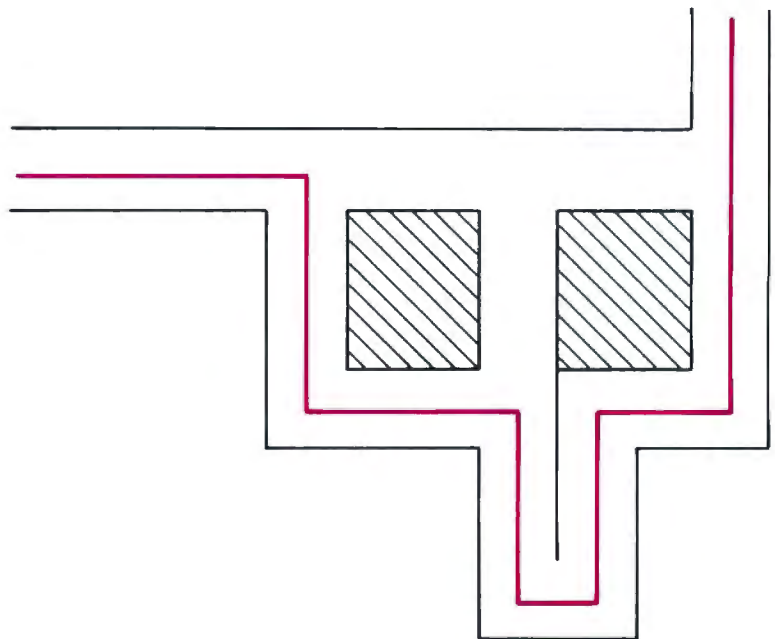


Figure 2: Example of a rightmost, maze walk. At each intersection encountered, the rightmost available path is chosen.

**GO FROM THIS ...**

**TO THIS**

# GOFORMS

**Stock Continuous Business Forms ...  
Just Program and Go!**

DESCRIPTION	#	FORM	PARTS	PACK/PRICE	LBS.
8 1/2 x 11 (Detached) Printed	1013	Invoice	3	250/28.50 1000/79.00	9 35
	1023	Statement	3	250/28.50 1000/79.00	9 35
	1033	Purchase Order	3	250/28.50 1000/79.00	9 35

**TO ORDER:**  
Send 25% Deposit with order. Balance plus freight C.O.D. or send Full Amount with freight and save C.O.D. charges. Free freight on orders over \$300 in continental U.S.A.

**GOFORMS**  
BOX 55247  
VALENCIA, CA 91355 Dealer Inquiries Invited

©Copyright 1979 GOFORMS, Box 55247, Valencia, CA 91355

INVOICE  
3 PART #1013

STATEMENT  
3 PART #1023

PURCHASE ORDER  
3 PART #1033

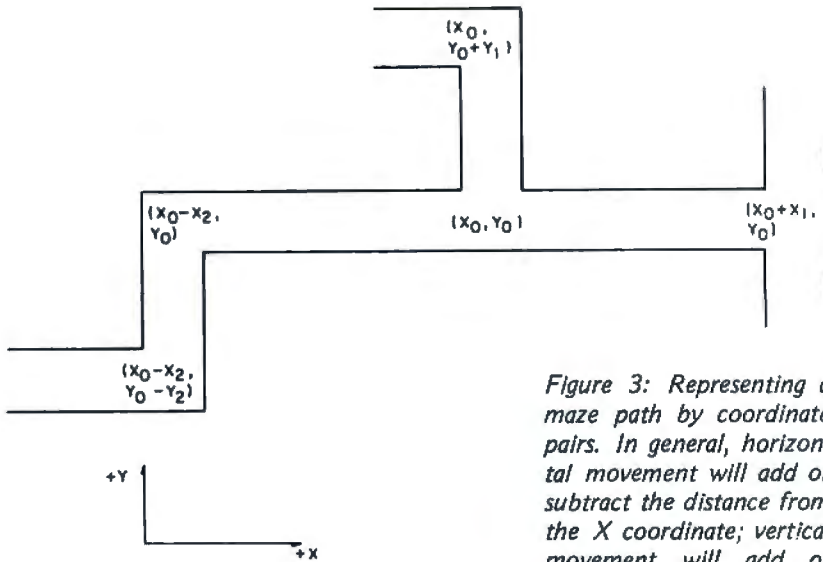


Figure 3: Representing a maze path by coordinate pairs. In general, horizontal movement will add or subtract the distance from the X coordinate; vertical movement will add or subtract from the Y coordinate.

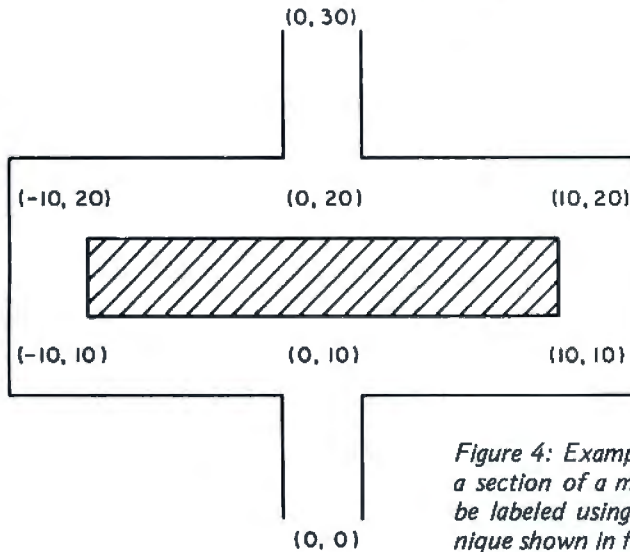


Figure 4: Example of how a section of a maze might be labeled using the technique shown in figure 3.

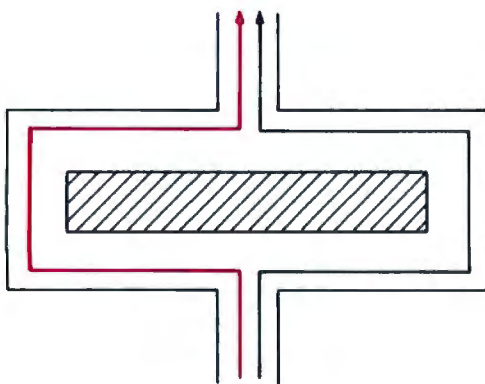


Figure 5: Sequence of X,Y coordinates of all the intersections visited during a maze walk. Two short samples of the leftmost and rightmost path lists through a simple maze section are shown.

10, 01	{ 0, 01
10, 101	{ 0, 101
-10, 101	{ 10, 101
-10, 201	{ 10, 201
10, 201	{ 0, 201
10, 301	{ 0, 301
LEFT	RIGHT

leftmost path the second time, and the straightest path the third time. In this way the mouse is allowed to take advantage of having three tries, and perhaps one will yield a reasonably short time.

### Smarter Algorithms

An unfortunate characteristic of mazes built for a competition of this sort is that wall-hugging mice (ie: those that don't recognize corridors and intersections, but are built to blindly follow the right or left wall) are heavily penalized. This means that the maze probably has a fairly short and direct path from the entrance to the exit, but that this path has so many dead-end offshoots that a wall-hugger ends up covering a large portion of the maze's interior before reaching the exit. This aspect makes it not such a good idea to use only a rightmost or leftmost algorithm. Rather, it argues for using an algorithm that can be smart about picking the path and learning from its mistakes.

Obviously, the only way the robot can learn from its mistakes is by remembering what it did. In this way, the robot can make a first try through the maze using one of the simple algorithms discussed before, remembering the path taken. Then the remembered path can be optimized. This attack gives the potential for significant time improvement.

### Remembering the Path Taken

The most difficult part of remembering a path taken through the maze is how to represent that path in the mouse's memory. One straightforward way to do this is to conceptually map the maze onto an X,Y coordinate grid, picking a convenient origin (ie: the entrance to the maze) and orientation (ie: forward from the entrance is +X). Since all intersections of corridors are at right angles, any movement will be either parallel to the X axis or parallel to the Y axis, and will have either a positive or negative increment. This mechanism provides a way to uniquely name all intersections in a maze simply by giving the X,Y pair which specifies the distances from the entrance at (0,0). See figures 3 and 4 for examples of naming intersections.

As the mouse visits intersections on its walk through the maze, it can record in its memory the X,Y coordinates of each, thus generating a list of X,Y pairs starting with (0,0) which uniquely describes the particular path taken. Figure 5 shows the coordinate lists representing the leftmost and rightmost paths through the labeled maze of figure 4.



# ELEPHANT MEMORY



***for peanuts!***

At last, you can get a mammoth 32K memory without paying a beastly price. The SuperRam™ 32K static memory kit is just \$649 for S-100 systems.

The latest of George Morrow's heavyweight memory designs for Thinker Toys™, the SuperRam™ 32K features two independent 16K blocks, each addressable and write-protectable. It meets the Proposed IEEE S-100 Standard with full buffering of both data and address lines. Uncommonly efficient, the Morrow design utilizes just 7 IC's for

control and buffering, drawing typically 2.6 amps.

Ask your local computer shop to order the SuperRam™ 32K kit for you. Or call (415) 524-2101.



*Morrow makes memory for*

## **Thinker Toys™**

5221 Central Ave., Richmond, CA 94804

"Judy" the elephant courtesy Marine World - Africa USA





# NOW YOU CAN AFFORD THE WORLD FAMOUS Diablo Printer Terminal



IPSI PROUDLY ANNOUNCES A PRICE  
BREAKTHROUGH ON DAISY WHEEL  
PRINTER TERMINALS

**Featuring:** RS 232 compatibility at 110, 150, 300, and 1200 baud: **Print speed** of 45 char/sec: **Graphics** capability: Over 30 **print wheels** from 10 to 15 char/inch: 5 ribbons in color, cloth, film or two color: **Form length** adjustable: **Spacing** adjustable from 120 pitch to .1 pitch: Line spacing adjustable from 48 lines/in. to .4 line/in.: Identical in every respect to it's high priced sister the **Diablo HyTerm II\*** model 1620.

**Price:** \$2,595.00 each in single units, quantity discounts available.

**Service:** Major cities in the U.S. and Canada.

You have probably waited a long time to purchase your computer printer at a reasonable price. Wait no longer! The Diablo 1620 lists for \$3,240.00 we sell the IPSI 1622 for \$2,595.00; save well over \$600.00. For immediate action phone in your order collect and we will ship your terminal the same day.

We also Stock Diablo 1345A (Hytype II\*) mechanisms for immediate shipment at the low price of \$1,150.00. Order one now and build your own terminal using your own CPU, or do-it-yourself by buying our 1622 kit and assemble your own terminal within 10 hours for \$2,295.00

If you've always wanted to turn your computer onto word processing, this is the only way to go. Ask for our free word processing software.

**IPSI**  
INTERNATIONAL PERIPHERAL SYSTEMS, INC.  
1849 N. HELM  
FRESNO, CALIFORNIA 93727  
CALL (209) 252-3635

\*Hyterm and HyType are registered trademarks of Xerox Corp.

Circle 181 on inquiry card.

possibly reach the exit. Therefore, it doesn't matter that these were unexplored, and every intersection along the loop can be deleted from the optimized path with no loss of important information.

Detecting the two different types of backtracks (straight line and loop) involves answering the same question: has the mouse been here before? The handling of both types of backtracks is also the same too: delete all of the path history between the last visit here and this visit, then continue from there. Up until now, the optimizing process has been discussed in an "after the fact" fashion, as if the whole maze walk path had already been generated from the start to the finish. However, it can be much more efficient if the mouse can perform these optimizations while it is recording the path.

The actual details of the implementation are not important here, since they

would depend on the type of microprocessor used. In general, though, assume that the intersection X,Y coordinates are stored in the mouse's memory in a linear fashion (ie: in an array or list). Furthermore, assume that there is a pointer into the array or list indicating where the next coordinate pair will be stored (ie: NEXT pointer). In this way, each time the mouse encounters an intersection and is about to record its coordinates as the NEXT position in the path list, it can scan backward from the NEXT pointer to the beginning of the list, looking for an occurrence of the same coordinates. If no occurrence is found, this is the mouse's first visit here. These coordinates can be recorded at the NEXT position in the list, and NEXT can be appropriately incremented to prepare for any successive intersections. If an occurrence of the same coordinate pair is found (ie: at position I in the list), the mouse has been here before. The easy way to "forget" the backtracked part of the path (between I and NEXT) is for the mouse to reset NEXT to I, then continue normally by incrementing NEXT and looking for another intersection. Figure 8 shows this diagrammatically.

Incidentally, if the mouse has relatively low accuracy motors and sensors, it is possible to obtain slightly different readings when encountering an intersection for the second time. Therefore, when checking to determine if this intersection has been visited before, allowances must be made for the inaccuracies. This is easily accomplished by checking to see if  $X[NEXT]$  is within plus or minus delta of  $X[I]$ , and if  $Y[NEXT]$  is within plus or minus delta of  $Y[I]$ , where the delta value reflects the amount of possible deviation, instead of checking for  $X[NEXT] = X[I]$  and  $Y[NEXT] = Y[I]$ .

Although it may seem that a lot of computation is done while the mouse is running the maze (and, after all, speed counts), in fact, the time taken for computation is so small compared to the time it takes for the robot to move to the next intersection that it is hardly noticeable. Another factor which makes doing the optimization during the run even more desirable is that the exit of the maze is not always well defined. This means that the robot merely passes through a corridor and trips a light sensor to stop the timer, and then proceeds to "fall off the edge of the world." This makes it difficult for the mouse to determine that the maze run is finished, and that it should now optimize the recorded path. Optimizing during the run is certainly cleaner and more efficient.

A suitable way to take advantage of the *backtrack-trimming* algorithm would be

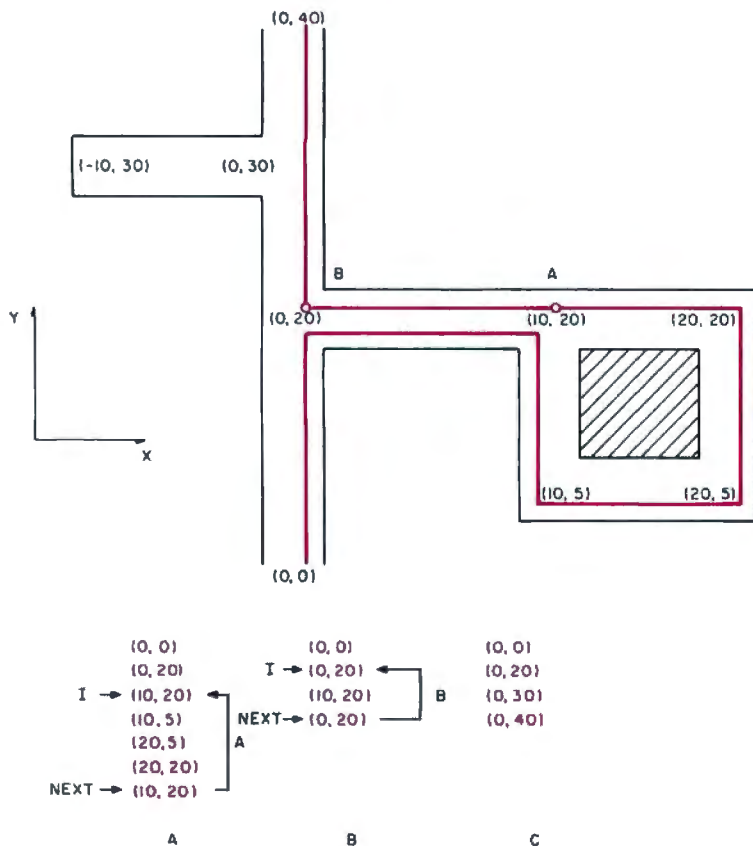


Figure 8: Backtracking checks. Whenever the mouse records the intersection it is in, it checks backward in the path list to see if it has been here before. If so, the path list is pared back to that point, and thus the backtracked path is automatically "forgotten." For example, in A, the mouse is at intersection (10,20); it scans back through its path history and sees that it has been here before at pointer I. So the NEXT pointer is reset to just after I and the mouse continues. In B, the mouse again finds that it has revisited an intersection, and again the NEXT pointer is reset before continuing. In C, the final, optimized path is shown.



# THE DIAGNOSIS: MEDICAL OFFICE MALAISE

Between insurance forms, Medicare and Medicaid forms, bills, and patient records, the typical medical office today is swamped with paperwork. If the sheer volume isn't enough of a problem, it is also essential that all this be

done with speed and accuracy. It has been estimated that Doctors and office staff spend nearly a quarter of their time handling paperwork. Until now, the only alternatives were either hiring more personnel or subcontracting

with an outside firm. Obviously, a medical data base management system has great potential for significantly increasing office efficiency and freeing staff for more valuable duties.

# THE CURE: MED2 FROM OHIO MICRO SYSTEMS

MED2 is a reliable, debugged program that generates valuable administrative reports, bills, aging account analysis, and insurance forms. **It is the result of over a year of design, testing, and retesting in collaboration with medical offices.** It features a large on-line capacity and can be operated by the existing office staff. MED2 is suitable for one person offices or group practices. It adapts readily to GP's, specialists, dentists, and medical laboratories. MED2 requires a Z80/8080 microcomputer system that supports CP/M and it is available on Micropolis 5.25 in. and IBM 3740 8 in. diskettes.

## FREE USERS SEMINAR WITH EVERY MED2 DISK

There is a lot to know about MED2 - more than can be explained in an ad or manual. To show you what MED2 can do, how to use it, and why it is configured as it is, OHIO MICRO SYSTEMS makes an unprecedented offer - a FREE two day user's seminar (lodging included) with every MED2 disk. We believe this is the best way for you to obtain a thorough working knowledge of MED2. **You get to see, question, and evaluate MED2 with its designers.** The seminar is comprehensive and includes information on procedures in medical offices, customizing MED2 for unique situations, technical aspects of MED2, and marketing strategies. The seminar can be a complete course for an end-user familiar

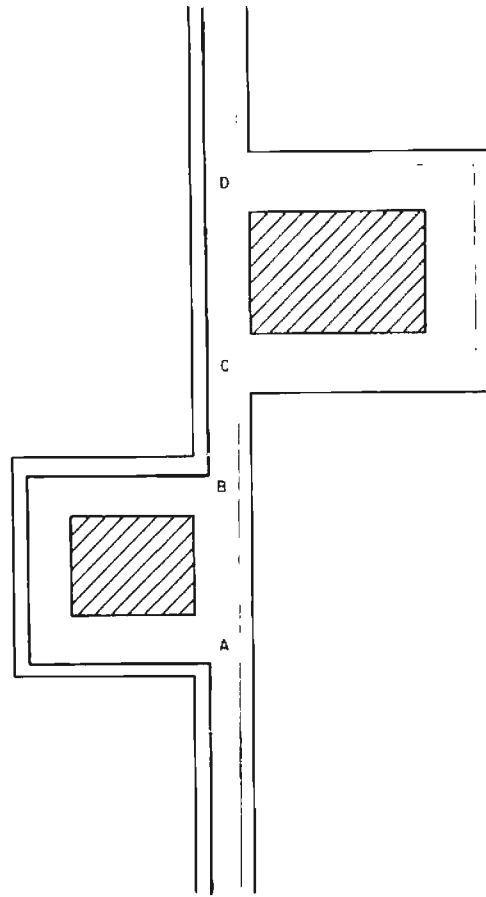
with microcomputers, but it is specifically geared for dealers. **MED2 provides an excellent entry for dealers into the large new marketplace of medical offices. There is no question that the need exists.** Investing the time in the seminar will open the doors to increased hardware and system sales.

The price of MED2 is \$895. A deposit of \$200, which applies toward the purchase price, is required for registration in the seminar. If you decide to not purchase MED2 after the seminar, you owe no more. Contact OHIO MICRO SYSTEMS for seminar dates, registration, and further information. Phone (216) 678-5202 or write to us at 500 South Depeyster, Kent, Ohio 44240.

## OHIO MICRO SYSTEMS

500 S. DEPEYSTER ST. • KENT, OHIO 44240 • (216) 678-5202

Figure 9: Optimization. If a leftmost path were to yield the red path and a rightmost path were to yield the gray path, the common intersections would be A, B, C, and D. By taking the shorter path between each successive pair of intersections, one obtains the shortest total path which has been traversed. Examples of short paths are the gray path from A to B, either path from B to C (since they are the same), and the red path from C to D. The final path is the most direct and shortest path through this section of the maze.



for the mouse to take the rightmost path, optimizing and recording as it went on the first attempt, and similarly take the leftmost path on the second try. Now the mouse has recorded in its memory two different optimized paths. At the beginning of the third attempt, each of the two paths can be measured by a straightforward, length of corridors sum, and the shorter of the two optimized paths can be taken on this final run.

A logical extension of this shorter total path philosophy is to compare the leftmost path list to the rightmost path list, finding all the common intersections. A short total path can then be composed by joining the shorter of the path segments between each common intersection pairs. For example, each complete path might go through the origin, intersection A, intersection B, and the exit point (perhaps along with many other different intersections). Then an optimal path could be made by combining the shorter path between the origin and A, the shorter path between A and B, and shorter path between B and the exit. Conceptually, this is like breaking the maze down into "common denominator" sections and picking the shortest path through each individual section. And, in fact, this path is the shortest one which has been traversed through the maze so far (see figure 9).

However, time is critical, not distance, and most likely the robot corners more slowly than it goes straight (see figure 10). So if the shorter path has many turns in it, and the longer run has few turns, the shorter path may not necessarily yield the shorter time for the run. Therefore, a slightly more sophisticated scheme could measure the paths using a weighted sum (a larger value for turns than for straightaways), and yield values which more closely reflect how fast the robot can negotiate the maze by the different paths.

### Conclusions

The algorithms presented here are by no means high-powered or devious, but are more the results of a natural, intuitive approach to the maze traversal problem. They are all straightforward and relatively easy to implement. But even so, they are reliable and produce solutions which are reasonably good, especially when compared with the common wall-hugging tactics.

Clearly, there are still many ways to improve the performance of these algorithms. More contests like the *IEEE Spectrum's* Micromouse contest will perhaps encourage investigation in this area and will produce much more sophisticated approaches and solutions to the maze problem. ■

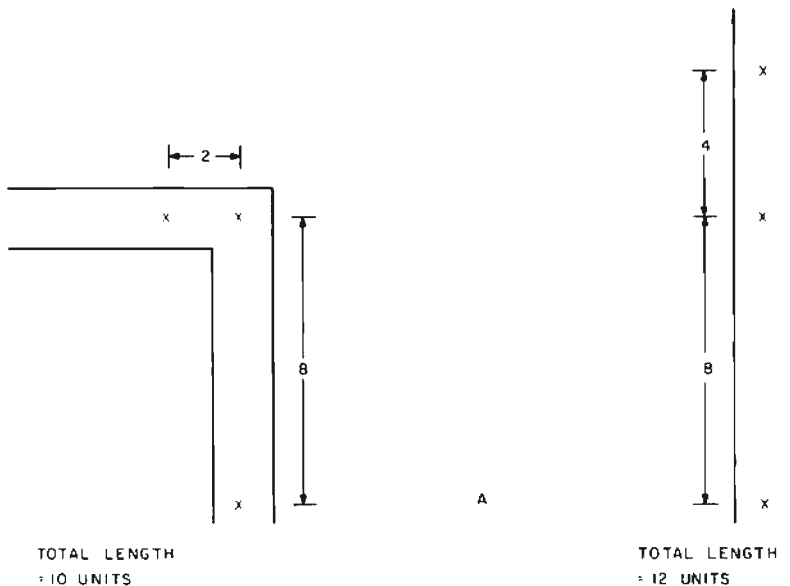


Figure 10: Turning time considerations. Due to the time it takes for the mouse to turn in an intersection, evaluations regarding this difference in the average length traveled per unit time must be made. For example, the mouse moves one unit of length in one unit of time and it takes two units of time to turn in an intersection. Then with the mouse starting in position A in each course, after 12 units of time the mouse has progressed 10 units of length on the left and a full 12 units on the right.



# NorthStar



"Micro-Computer Products  
to Look Up to"

# Gazer

## Horizon Disk Capacity Keeps Growing

The Horizon is now capable of 720K bytes on-line! The Horizon can connect to four double density 5¼" single-sided disk drives. Each of those drives can access 180K bytes of information. A four drive system accesses 720K bytes!

That's capacity you don't usually find in a microcomputer, but there's even more to come! The North Star disk controller board is designed so that two-sided disk drives may be added as soon as they become available from North Star.

Existing Horizons will accommodate the new two-sided drives so North Star owners can simply add additional drives to up-grade their system. Each two-sided drive will access 360K bytes! That means the maximum on-line disk storage for the Horizon will increase to over 1.4 million bytes!

## New Cabinet for Disk Drives

North Star additional disk drives are now available with the same high quality wood cover as the Horizon computer! The Additional Drive Cabinet (ADC) is designed to accept either one or two drives for the Horizon or for mounting North Star Micro Disk System drives. Like the Horizon, the ADC is available with either wood or blue metal cover. Included is a new power supply capable of powering one or two drives. The ADC is \$129 in kit form. Assembled, with one drive the ADC is \$599, with two drives \$999.



## Pascal Now Available for Horizon

The much-heralded Pascal language is now being offered for use with the North Star Horizon computer. North



Star, with the co-operation of the University of California at San Diego, is now delivering a Pascal Program Development system. North Star Pascal is ideally suited for developing large programs because of features such as: long variable names, block-structured control statements, and compilation. North Star Pascal is available on 5¼" diskettes for use with the Horizon or Micro Disk System. North Star Pascal will operate with either the Z80 or 8080 microprocessor.

Pascal, including documentation, is available in either single or double density versions for \$49. An auxiliary Pascal diskette, containing an 8080/Z80 assembler and some additional Pascal utilities, is available for \$29. Complete information is available at your local retail computer store.

Pascal, including documentation, is available in either single or double density versions for \$49.

An auxiliary Pascal diskette, containing an 8080/Z80 assembler and some additional Pascal utilities, is available for \$29. Complete information is available at your local retail computer store.

## First Double Density, Now Double Memory

The new North Star 32K RAM board (RAM-32) has doubled the memory density of the popular Horizon computer. Available either with the Horizon or other S-100 bus computers, the RAM-32 runs at full speed—no wait states—with the 4 MHz Z80A microprocessor (as well as with slower Z80 and 8080 processors). Addressability of the RAM-32 is switch-selectable in four 8K regions.

North Star RAM features like bank-switching and parity checking are standard. The parity checking capability means that the RAM-32 is constantly diagnosing itself. That's a plus for your system. The fact that parity checking is a North Star RAM-32 standard is a plus for your pocketbook! There is no extra charge for this important capability.

A Horizon with 48K of RAM can be configured by using one North Star 16K RAM board and a RAM-32. Need more memory? 56K can be configured by using two RAM-32 boards with one 8K region switched off.

## NORTH STAR MDS, ZPB, FPB FOR OTHER S-100 COMPUTERS

Upgrade your system with these North Star products—available for any S-100 computer: Micro Disk System—a complete 5¼" floppy disk system, Z80 Processor Board, or the Hardware Floating Point Board.

Horizon and RAM board prices are:

	Kit	Assembled
Horizon - 1-16K	\$1599	\$1899
Horizon - 1-32K	1849	2099
Horizon - 2-32K	2249	2549
RAM-32	599	659
RAM-16	399	459

◀ A typical Horizon configuration: CRT, Horizon computer, Additional Drive Cabinet (ADC).

**NorthStar**  
Computers

2547 Ninth Street  
Berkeley, California 94710  
(415) 549-0858





# PROVIDES POWERFUL

## With A New Concept In Documentation

### PR\$ MAKES A BREAK-THROUGH IN DOCUMENTATION

Every PR\$ program comes with a complete and instructive handbook. This unique documentation is written in clear and easy-to-understand English. PR\$ offers you a true fluency in computer-user dialogue.

### PR\$ HAS A POWERFUL CODE

Powerful code means fast and accurate answers. PR\$ permeates the design of its unique code with "human engineering." And you'll appreciate the delicate balance between machine-human dialogue and resident program-space memory.

### PR\$ PROGRAMS ARE PROTECTED IN A BEAUTIFUL CASSETTE OR DISK FOLDER

The PR\$ cassette or floppy disk and manual for your PR\$ programs are protectively nestled in an efficient and durable gold-imprinted folder. Wherever you file it, in your room or office, the decor will be enhanced by its elegance.

### PR\$ SUPPORTS YOUR MAJOR BRANDS

Over 20 packages are currently available. For example: Cuts, Xltan, Tarbell, TRS-80, Micropolis, North\*Star. Use the order form on the other page to order your program. Just indicate your version and the configuration of your computer. Mail it to us today. And we will have it fulfilled immediately by a dealer in your area.

### VISIT YOUR NEAREST DEALER TODAY

Let your dealer demonstrate the excellence of PR\$ programs. Let him show you the new concept in PR\$ documentation. Use the order form to obtain the names of the dealers in your area.

## PR\$ EXCITING LINE OF PROGRAMS

### MICROFILE: A NEW DATAFILE MANAGEMENT PROGRAM

With PR\$ MICROFILE you can: Manage any list of items. Edit files. Sort items alphanumerically. Search by keys. Total columns. Justify columns. Save and retrieve data with mass storage media.

PR\$ MICROFILE documentation also solves one of the major concerns of beginners. A special chapter explains how you can interface newly acquired software with your specific configuration.

PR\$ gives clear tutorial instructions on the whole matter of I/O patches. In addition, you will always find a complete source listing of the I/O section of our programs. PR\$ makes every effort to facilitate the implementation of its software within your particular system.

**Cassette \$49.95**  
**Floppy Disk \$64.95**

### DDS II: THE FAMOUS DYNAMIC DEBUGGING SYSTEM

DDS II is incredibly powerful. Although designed for microcomputers, it is even more sophisticated than the built-in debugging environments supported by most large main frames.

DDS II assembles and disassembles all 8080 code. Performs "software open-heart surgery", artfully displaying on the screen all registers, program instructions and memory. Simulates dual screen capability. You can switch on command from the DDS II display to the program output. It's like having two video monitors for the price of one. Updates the display while monitoring the program. Includes a full array of monitoring tools.

**Cassette \$49.95**  
**Floppy Disk \$64.95**

### CORE: AN INDISPENSABLE "BRAIN-SURGEON"

This PR\$ program is the TRS-80 Co-

System Monitor—an essential program for the TRS-80 level II.

It permits the user to penetrate and manipulate the contents of the memory. It can question the input and output ports, the CPU registers, control the mass storage drives and much more.

Here's a partial list of commands: Examine and modify memory. Display memory in Hex, ASCII, or CPU registers. Enter ASCII in memory. Fill memory. Move block of memory. Verify memory. Locate string. Branch to routine. Go to and execute (two breakpoints available). Hex arithmetic. Question input ports and command output ports. Tape Cue, on/off. Read file in memory (bias available). Write file from memory. Memory test.

**Cassette \$38.95**  
**Floppy Disk \$64.95**

### A2FP: A PLOTTING PROGRAM FOR APPLE II

This PR\$ program is a "modern age" tool for students, engineers and researchers. A2FP plots 2-dimensional functions in HIRES graphics. Uses the full screen (280 x 192 points.) Plots on Cartesian coordinates. Gives complete parameters of plotted curves. Superimposes plots. Offers many plotting modes.

**Cassette \$34.95**

### T/PM: A TRANSIENT PROGRAM MANAGER FOR THE TRS-80

T/PM is a disk operating system similar to those used by main frames. It is written to utilize the full power of the Z-80 instruction set.

At last, software can now be transportable. All programs written for the C/PM system can now be relocated just once to run on the TRS-80. If a program is written for the TRS-80 using T/PM or other CP/M\* like DOS, you can now run that program simply, without patches.

**Floppy Disk \$149.95**

\*Trademark of Digital Research



# PROGRAMS



**PRS—THE PROGRAM OF THE MONTH CORPORATION**

257 Central Park West, New York, N.Y. 10024

SOFTWARE	PRICE	QTY.	TOTAL
<b>1. MICROFILE: A new Data File Management System</b>			
<input type="checkbox"/> Cassette	\$ 49.95		
<input type="checkbox"/> Floppy Disk	\$ 64.95		
<input type="checkbox"/> Documentation only	\$ 10.00		
<b>2. DDS II The Famous Dynamic Debugging System</b>			
<input type="checkbox"/> Cassette	\$ 49.95		
<input type="checkbox"/> Floppy Disk	\$ 64.95		
<input type="checkbox"/> Documentation only	\$ 10.00		
<b>3. CORE: The TRS-80 Co-Resident System Monitor</b>			
<input type="checkbox"/> Cassette	\$ 38.95		
<input type="checkbox"/> Floppy Disk	\$ 64.95		
<input type="checkbox"/> Documentation only	\$ 10.00		
<b>4. A2FP The APPLE II Function Plotter</b>			
<input type="checkbox"/> Cassette	\$ 34.95		
<input type="checkbox"/> Documentation only	\$ 10.00		
<b>5. T/PM: The TRS-80 Transient Program Manager</b>			
<input type="checkbox"/> Floppy Disk	\$149.95		
<input type="checkbox"/> Documentation only	\$ 50.00		

- Send me list of dealers in my area  
 Check enclosed  
 VISA    Master Charge    U.P.S. COD

Account # \_\_\_\_\_ Exp. Date \_\_\_\_\_

Bank # \_\_\_\_\_

Signature \_\_\_\_\_

My Computer configuration (specifying disk system)  
 \_\_\_\_\_  
 \_\_\_\_\_


Name \_\_\_\_\_

Corporation \_\_\_\_\_ Telephone \_\_\_\_\_

Address (no P.O. Box) \_\_\_\_\_

City \_\_\_\_\_ State \_\_\_\_\_ Zip \_\_\_\_\_

Sub Total	_____
Less 5% with order	_____
N.Y. State sales tax	_____
<b>Total</b>	_____



688





MicroPro International Corporation

The Producers of WORD-MASTER™ and SUPER-SORT™

Proudly Present

# WORD-STAR™

Here it is! The most complete, totally integrated, word processing system software you've ever seen on a microcomputer. WORD-STAR™ really shines in ease of use, with its unique, dynamically activated menu scheme that allows typists to become word processing operators in minutes instead of weeks. For only \$495, your 8080/8085/Z-80 with any CRT device becomes a word processing system with the features of a Lanier, Wang, Vydec, Xerox, etc, for far less cost.

Features like ON-SCREEN VISUAL TEXT COMPOSITION, with word wrap, plus dynamic justification and remargination. Imagine being able to type without hitting RETURN, and as WORD-STAR™ moves you to the next line, the preceding line is redisplayed, justified to your left and right margins! Center a line with a keystroke! Set **BOLDFACE** and/or underline even in mid paragraph! Rejustify text to new margins, on-screen, at will!

DYNAMIC PAGINATION shows the printer page breaks during text entry, correction, or review. Dot commands control vertical page layout, CONDITIONAL PAGINATION, page HEADINGS, page NUMBERS, etc. The integrated PRINT COMMAND can print selected pages only, pause between pages for letterhead loading, and drive any CP/M\* list device. WORD-STAR™ runs with the CP/M interfaced printer and terminal of your choice.

SPECIFICATIONS: status line showing page, line, column of cursor; variable menu suppression for experienced operators; dynamic display of text during entry or on call permits CRT preview of printed copy; full disk buffering (document sizes up to diskette capacity); multiple file/disk edits in a session; CP/M file compatible — also useful for data entry, editing programs, etc. Commands include: cursor up/down/left/right; scroll line/screenful, up/down, once/variable rate; insert/overtyp; delete character/word/line left/right/entire; variable margin set/release; set/clear tab stops; justify/ragged right; block move/copy/delete; search/replace once/n times/global/selective/whole words only; write to/read from additional files; set/go to any of 10 place markers. Additional support provided for CRT's with inverse video/dual intensity, line insert/delete, and erase to end of line. Dialog interface for easy installation. AND MORE!

Registered WORD-MASTER™ users can get a \$100 discount from us or your participating dealer when upgrading to WORD-STAR™. Offer good for a limited time only.

WORD-STAR™ operates with any CP/M\* operating system, 32K, and either a memory mapped video board or any CRT TERMINAL with cursor control and clear screen (Hazeltine, Lear-Siegler, Soroc, Microterm, Hewlett Packard, Infoton, Beehive, Processor Tech VDM, IMSAI VIO, SD Systems, Altos, Dynabyte, GNAT, etc). We ship on 8" IBM, Micropolis II, or Northstar diskette.

Other fine MicroPro Products include:

	Software/Manual		Software/Manual
Word-Star™	\$495/25	Super-Sort™ I	\$250/25
Word-Master™	\$150/25	Super-Sort™ II	\$200/25
Tex-Writer™	\$ 75/15	Super-Sort™ III	\$150/25

MICROPRO INTERNATIONAL CORPORATION

1299 4th Street, San Rafael, California 94901

Telephone (415) 457-8990

Telex 340388

Dealer/OEM inquiries invited

**"PROFESSIONAL QUALITY SOFTWARE YOU CAN COUNT ON, NOW"**

See Demonstrations at NCC Personal Computing Booth 42

\*CP/M is a trademark of Digital Research Corp.



*The circuit described is intended only for experimentation with a unique form of input. It should not in any way be used for diagnosis of bodily functions.*

## Mind Over Matter

### Add Biofeedback Input to Your Computer

I wouldn't want you to get the wrong idea from photo 1. I haven't given up computers and taken up telling fortunes. Just consider the photo as a slightly dramatized introduction to a topic we've all heard of, but know so little about: biofeedback. In layman's terms, this simply means having the capability to monitor (in this case electronically) physiological processes.

There are a variety of devices on the market referred to as brain wave monitors. Brain waves are but one of the many sources of energy categorized under biofeedback. Their common relationship is that they are all electrical pulses which run through the body as a result of brain or muscle activity. Nerves and muscles within the body generate electricity by electrochemical action similar to that in a battery.

When we want to lift an arm, the brain sends an electrical pulse to the muscles in the arm. Proper magnitude and duration of the signal result in coordinated activity. The actual energy that is transmitted from the brain is very small: on the order of a few hundred microvolts at the most. The most familiar of these signals is the voltage generated by the pumping of the heart. A graph of this voltage versus time is called an electrocardiogram (abbreviated EKG or ECG). An EKG looks like a spiked waveform, with periodic response equivalent to a heartbeat. Many individual muscle contractions contribute to a frequency spectrum of 0.1 to 100 Hz, with an amplitude of about 5 mV.

Another group of signals are the voltages generated using large skeletal muscles like biceps and triceps. A recording of these voltages is called an electromyograph or EMG. Occurring only when the muscles

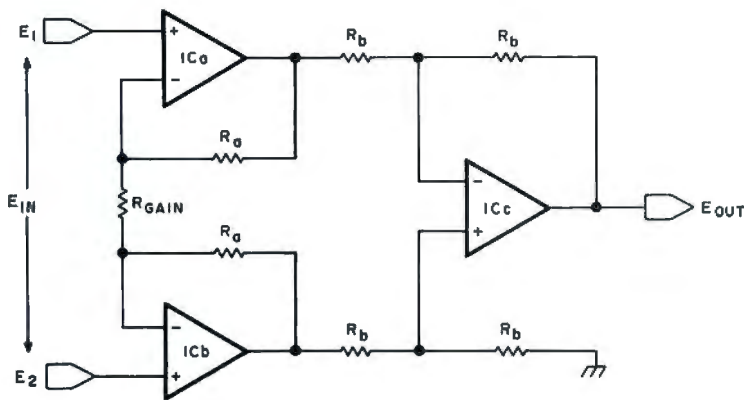
contract, not periodically like the heart, the frequencies are very low, but the voltage is higher: about 5 to 10 mV. Because of their magnitude, these signals are the easiest to monitor.

The last important biomedical signal is composed of very low amplitude voltages within the brain itself. These are recorded by the EEG (electroencephalograph). They exhibit both periodic and pulse mode. The 50  $\mu$ V signals occupy a band that is generally between 1 and 30 Hz. The signals are further subdivided into delta, theta, alpha, and beta waves. These classifications signify activity in defined frequency bands. Differences in activity seem to reflect particular personality tendencies.

**Steve Ciarcia**  
POB 582  
Glastonbury CT 06033



*Photo 1: This photo simulates a crystal ball reflection to emphasize the control capabilities associated with this article.*



$$E_{OUT} = \left(1 + \frac{2R_g}{R_{GAIN}}\right) (E_2 - E_1)$$

Figure 1: Differential Input instrumentation amplifier configured from multiple, single-ended, operational, amplifier elements.

Copyright © 1979 by Steven A Ciarcia. All rights reserved.

### Monitoring Internal Electrical Activity

Consider the activity within the brain or the muscles. Each neuron is producing minute voltages. In combination with the voltages of billions of other cells involved in similar activities, the result is fairly significant. The situation can be compared to that of a football stadium before, during, and after a game. A listener outside of the stadium would not hear the shouts of a few individuals, but 50,000 people shouting is quite another story. A further consideration is the progress of the game. Loud noise coming from a particular section of the stadium during the game signifies approval. This same ovation, at the conclusion, can imply the identity of the winner. Observa-

tion and association are the keys. EKG, EMG, and EEG readings must be carefully interpreted.

All of the signals discussed thus far can be monitored with surface electrodes. When the biceps is moved, a small voltage which can be measured will be produced across it (ie: referenced to some other point on the body). Monitoring this voltage requires a special amplifier with extremely high input impedance and 60 Hz rejection. Care must be taken to use a device which will not load the signal being sensed, nor have such a low signal to noise ratio that one cannot discern intelligible information. The unique device which satisfies these requirements is called an instrumentation amplifier. Any product which is sold to monitor brain waves, EKGs, etc will contain an instrumentation amplifier.

Instrumentation amplifiers are often called differential or data amplifiers. They are closed loop gain blocks with accurately predictable input to output response. They are especially configured to have extremely high input impedances and common mode rejection which makes them ideal for amplifying low level signals in the presence of large common mode voltages. Figure 1 shows the schematic of a typical instrumentation amplifier built from such standard operational amplifiers as LM301s or 741s.

This common circuit consists of three op amps. ICa and ICb are inserted as high impedance input buffers which provide a differential gain of  $1 + 2R_1/R_{gain}$  and unity common mode gain. ICc is a unity gain differential amplifier which combines the voltages from the other amps. The ratio of the differential voltage gain of an amplifier to its common mode gain is enhanced

Table 1: Comparison chart of three different amplification elements.

	Operational Amplifier	Instrumentation Amplifier	Isolation Amplifier
Symbol			
Feedback Configuration	<ol style="list-style-type: none"> <li>1. User defined feedback such as voltage or current.</li> <li>2. Can be configured to provide <math>dV/dt</math>, <math>\int V dt</math>, <math>\log V</math>, etc.</li> </ol>	<ol style="list-style-type: none"> <li>1. Committed feedback.</li> <li>2. Gain adjustable within fixed limits.</li> </ol>	<ol style="list-style-type: none"> <li>1. Committed feedback.</li> <li>2. Gain adjustable within fixed limits.</li> </ol>
Basic Applications	<ol style="list-style-type: none"> <li>1. General purpose amplification element.</li> <li>2. Buffer.</li> <li>3. Analog computational element.</li> </ol>	<ol style="list-style-type: none"> <li>1. High accuracy analog sense amplifier.</li> </ol>	<ol style="list-style-type: none"> <li>1. High accuracy analog sense amplifier.</li> <li>2. Analog safety isolator.</li> <li>3. Prevents ground loops.</li> </ol>



by selecting low feedback resistors to reduce the effects of input offsets. A problem arises when selecting matched components to build this otherwise cheap circuit. Slight variations in resistors and op amps can make the difference between a working or non-working circuit. (More on that subject will be discussed later.)

EEG and EMG monitoring requires an instrumentation amplifier because of the low input levels; but, when used in a biomedical application, a further modification to the amplifier's internal design is necessary. The special device is called an isolation amplifier. Transformers or optical couplers inside the amplifier block isolate the sense inputs of the amplifier from the output circuitry. This means that a  $2\mu\text{V}$  signal could be monitored on a 2000 V transmission line and the output connected directly to an analog to digital converter input on your computer. The protection works both ways. This is why any connections to the body are done through isolation amplifiers.

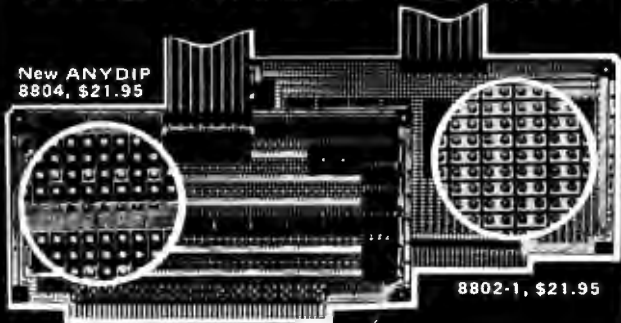
An isolation amplifier is to analog signals as an optoisolator is to digital signals. It prevents ground loops from the data analysis equipment (ie: your computer) through the subject. When the electrodes are attached, skin contact resistance is very low: only a few hundred ohms. A leakage current of just  $100\mu\text{A}$  can be fatal. Table 1 summarizes the differences between the amplifiers we've discussed.

#### Choosing an Isolation Amplifier

There have been many articles on the subject of alpha brain wave and muscle monitors; some even include circuit diagrams for construction of the interfaces. The major thing these articles lack is a caution about matching components, and the critical importance of proper layout. The circuit of figure 1, if breadboarded in the usual fashion, wouldn't have a chance of working on  $50\mu\text{V}$  levels. Even the testing of a handful of components to obtain matched pairs would be useless without concise wiring and plenty of ground plane shielding to reduce 60 Hz interference. Personally, I don't like to present circuits with so many strings attached that it takes divine intervention to make them work.

The final most important consideration in this undertaking is to not get electrocuted because of sloppy technique. At this point I'd like to draw the line between this article and other construction oriented articles. A cheap method of attaining minimal isolation is to use batteries to power an instrumentation amplifier. This sounds fine in theory, but it is very risky in practice. Too often a

## VECTOR PACKAGING SYSTEMS SAVE TIME & MONEY!



### S-100 CARDS

Five models available. Universal tinned buses, pads or plain. 0.042 inch diameter holes on 0.1 inch grid for mounting anything anywhere. For interface, memory, breadboarding.

### R681-2 RECEPTACLE FITS 8803 MOTHERBOARD

Model R681-1 has 0.062 inch long 0.025 inch square tails.



## SLIT-WRAP

TEFZEL\* Insulation Wire Wrapping Tools:



daisy-chain wraps

P184 with 100 feet of wire, \$30.00.

- Up to 4X faster.
  - Heavy insulation.
- P184-4T with NiCad batteries, recharger, 100' of wire: \$105.00.

### BEAUTIFUL VP2 ENCLOSURE—supplied completely assembled for packaging.

S-100 based systems. Clear aluminum with blue vinyl finished slide-off sides, top, and perforated bottom cover; heavy chassis plate, removable front and rear panels, adjustable connector; Motherboard mounting struts, card guides (plastic guides supplied uninstalled). VP2, \$159.00. VP1, cards mount perpendicular to front, \$163.00. BP17-9 accessory back panel, \$10.95.



Low-noise model 8803 S-100 Motherboard not shown. Eleven positions ready for connectors. Glass epoxy, solder masked etched circuitry for passive and active termination, twelve tantalum capacitors and instructions. \$29.50.

\* DuPont trademark Prices subject to change without notice.

Send for complete data. Packaging systems for other card sizes and systems, rack mounting are available  
**VECTOR ELECTRONIC COMPANY, INC.**  
 12460 Gladstone Avenue, Sylmar, CA 91342  
 telephone (213) 365-9661; TWX (910) 496-1539  
 ad number 627901



Photo 2: The Analog Devices 284J isolation amplifier used in this article.



Photo 3: View of the prototype circuit described in figure 2.



Photo 4: Pregelged American Optical electrodes of the type used in this article. They are available from medical supply outlets.

standard power supply is substituted for the batteries, or a loosely wired component falls against a live wire on another circuit.

Fortunately we can get both safety and performance if we don't assume that everything has to be constructed from scratch. It is a much better idea to take advantage of commercially available isolation amplifiers. (You wouldn't build a 4 bit digital counter from transistors, would you?) A perfect choice for this application is the Underwriters Laboratory approved Analog Devices 284J isolation amplifier shown in photo 2. It provides plus or minus 2500 V isolation, 110 dB common mode rejection, and a gain of 10 V per volt. For the experimenter this eliminates building the only tricky section of the interface. An added benefit is that the isolation is now an internal function of the 284J and not a function of installation. Since the ultimate aim of this article is to produce a biofeedback interface for a computer, I don't want anyone getting injured in the process.

#### Biofeedback Computer Interface

Figure 2 is the schematic of a circuit which is capable of sensing the minute voltages we've been discussing, and signifying to the computer when a present level has been attained. This is a bare bones, basic interface designed specifically for signal acquisition. It would seem to me that this is the area which would give most people problems. The circuit consists of an isolation amplifier module, two gain stages, and a comparator to sense peak level. The completed circuit is shown in photo 3.

All connections to the body are done through M1. The high and low input terminals are attached across the area to be monitored. If it is an EKG output, you should attach the terminals as shown. For biceps input, these two probes would go on the upper arm and the guard connected to the wrist. All leads between the body and the board must be shielded or 60 Hz will be all that is seen on the output. Gain on the 284J amplifier is set by connecting a resistor between pins 1 and 2. When they are shorted as shown, the result is a gain of 10.

ICs 1 and 2 are configured as common inverting amplifiers, each having a gain of 10. Since the signals we want to amplify are relatively low frequency AC, a capacitor is attached at the input of the first amplifier to filter out the DC component of M1's output. In most cases of muscle monitoring, this total gain of 1000 is sufficient. Picking up brain waves will require additional amplification. Changing the 100 k $\Omega$  resistor



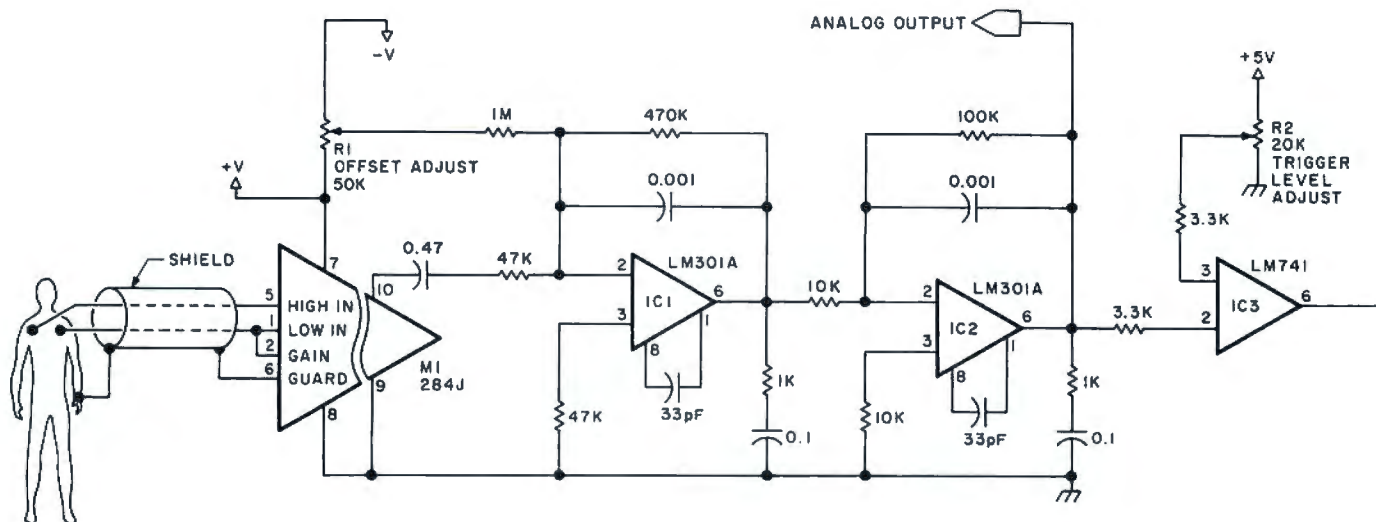
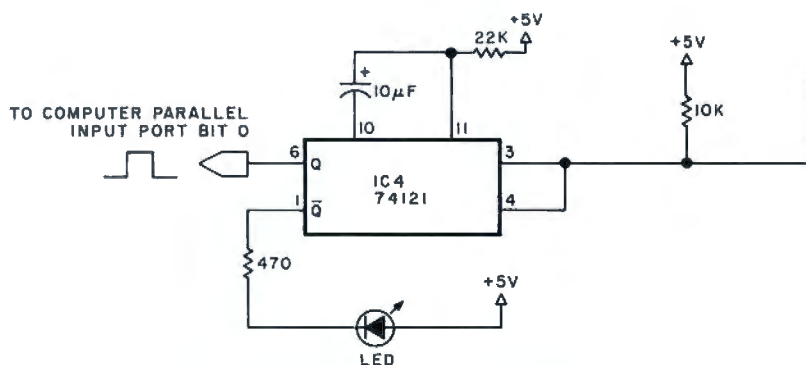


Figure 2: Schematic diagram of biofeedback monitor. IC4 is a type 284J isolation amplifier costing \$59 plus shipping from Analog Devices, Rte 1 Industrial Park, POB 280, Norwood MA 02062. +V is anywhere from 9 to 15 V and -V is from -9 to -15 V. All capacitors are 100 V ceramic unless otherwise noted. All circuitry should be mounted on a ground plane to reduce AC pickup. Connecting wires should be as short as possible. The electrode cable must be shielded to obtain proper operation.



on IC2 to 1 MΩ will increase it another order of magnitude to 10,000. Be aware that raising the amplification also raises the noise on the output. Capacitors in the feedback loops are used in an attempt to keep this noise to a minimum. The amplified analog signal is available at pin 6 of IC2. It can be attached to an oscilloscope if you care to watch yourself in action.

IC3 and IC4 are the interface to the computer. IC3 is a comparator with normally high output. When the signal level from IC2 exceeds the trigger voltage set on R2, IC3 pin 6 goes low, firing the one shot IC4. This signal is in turn connected to a parallel input bit of the computer. Offset potentiometer R1 is adjusted to give 0 V on IC2 pin 6 when M1 is removed and M1 pin 10 is grounded.

#### Using the Muscle Monitor

Monitoring muscle voltages is much easier than monitoring brain waves. To adequately accomplish the latter, sharp band-pass filters which can separate brain waves from other signal sources must be added to

Number	Type	+5 V	GND	+V	-V
IC1	LM301A	—	—	7	4
IC2	LM301A	—	—	7	4
IC3	LM741	7	4	—	—
IC4	74121	14	7	—	—

Table 2: Power pin connections for figure 2 schematic.

figure 1. As it stands, it cannot differentiate between alpha or theta waves and is optimized for muscle pickup.

To sense the electrical activity of a muscle such as the biceps, three electrodes are necessary. It is not enough to merely wrap three wires around your arm. Special electrodes such as the type shown in photo 4 are necessary. These are referred to as pre-gelled silver-silver chloride disposable electrodes and they are available through medical supply outlets. The electrodes (shown in photo 5) have a spongy center section saturated with a gel to reduce skin contact resistance. The best results will be obtained by using these or similar attachments.

In the case of the forearm muscles, the

*Text continued on page 56*

**CAST A SPELL.  
WIN A  
SORCERER.**





# If you've written software in Altair Basic, you've written "spells" for the Exidy Sorcerer.

## Now, make it pay off!

There's never enough software. Particularly good software.


That's why Exidy is sponsoring a software contest where nobody loses.

### Altair programs run on Sorcerer.

The Sorcerer computer's Standard Basic is compatible with Altair 4K and 8K Basic. So our contest is open to programs — we like to think of them as "spells" or "Sorcery" — written in all three of those Basic versions.

Trade one of yours for one of ours. Just for entering a program in our contest, we'll send you a new, professionally written and documented program. Free. It's a classic game of concentration that's a fun mind-stretcher for both kids and adults. Plus you'll get our new 20" by 24" color poster.

And maybe 99 more good programs. We'll publish a bound book of the best programs entered — up to 100 of them, with full credit to each author. If you enter you can have a copy for just the printing and mailing cost. And if your program is included, you get the book free.



**WIN THIS EXIDY SORCERER.**

And maybe a free Exidy Sorcerer: Submit one of the four programs judged "best," and win a free Sorcerer computer. (Or choose Sorcerer accessories of equal value.) There'll be one winner in each of the following categories: Business, Education, Fun & Games, and Home/Personal management.

### Test-run your entry free.

Take your program to any participating Sorcerer dealer if you want to give it a test run.

At the same time, maybe you'll want to jazz up your program to take advantage of Sorcerer's state-of-the-art features. These include 512 by 240 high-resolution graphics; user-defined characters; and dual cassette I/O, among others.

You can turn in your entry right at the dealer's. And collect your poster and new program on the spot.

**Enter now.** Send us your entry with the coupon. Or visit your dealer. But cast your best spell at Exidy now. And see if you can't make a free computer appear on your doorstep.

### RULES:

- 1) Entries, including documentation, must be printed by computer or typed double spaced on 8½ by 11 paper, with your name on every page.
- 2) Enter as many times as you like. This coupon, or a copy of it, must be completed and attached to all entries.
- 3) Enter at any participating Exidy Sorcerer dealer, or mail entries postpaid to the address on this coupon.
- 4) Entries must be received by midnight, Aug. 31, 1979. Winners will be notified by Nov. 30, 1979. For a list of winners, send a self-addressed, stamped envelope marked "Winners List" to the coupon address.
- 5) You warrant, by your signature on this coupon, that all program and documentation material included in your entry is entirely your own original creation, and that

no rights to it have been given or sold to any other party, and you agree to allow Exidy to use, publish, distribute, modify, and edit it as it sees fit.

6) All entries become the property of Exidy, Inc. No entries will be returned, nor any questions answered regarding individual entries. No royalties, payments or consideration beyond the items set forth in this advertisement will be given to any entrant.

7) Judging will be by a panel of experts chosen by, and including representatives of, Exidy, Inc. Judges may assign programs to whichever entry category they consider appropriate. Decision of the Judges is final.

8) Employees of Exidy, Inc., its dealers, distributors, advertising agencies and media not eligible. Void where prohibited, taxed or restricted by law.



EXIDY, INC.  
969 W. Maude Ave.  
Sunnyvale, CA 94086

Gentlemen:

Here's my "spell." Send me my free program and poster. If I win, send my Exidy Sorcerer computer to:

NAME \_\_\_\_\_

ADDRESS \_\_\_\_\_

CITY \_\_\_\_\_ STATE \_\_\_\_\_ ZIP \_\_\_\_\_

DAYTIME PHONE \_\_\_\_\_

TITLE OF PROGRAM \_\_\_\_\_

CATEGORY  Business  Fun & Games  
 Education  Home/Personal Management

SIGNATURE \_\_\_\_\_ DATE \_\_\_\_\_

Copyright 1979, Exidy, Inc.




*Photo 5: The electrode has a saturated spongy center which serves to reduce skin contact resistance. It is necessary to use this type of connection to the body if satisfactory results are to be obtained.*

*Text continued from page 53:*

high electrode (shown in photo 6) is placed on the wrist, the low electrode on the upper arm, and the guard on my chest, close to the shoulder. When the muscles of that arm are flexed, a large pulse will appear at the analog output terminal of the interface. It is best seen with an oscilloscope. Every movement produces some noticeable deviation in the trace. If the trigger adjustment R2 is set above the ambient noise at the peak of this large pulse, it will fire the one shot every time the muscle is flexed. Actually, adjustment can be much finer. With the electrodes placed as in figure 1 (the guard is on my chest again), they can pick up something as insignificant as moving your eyebrows or gritting your teeth. The setting is made higher than the level produced when talking or breathing, so that it can

*Photo 6: To monitor the electrical activity of the muscles in the arm, electrodes should be placed as shown.*



be used as a suitable control input to the computer.

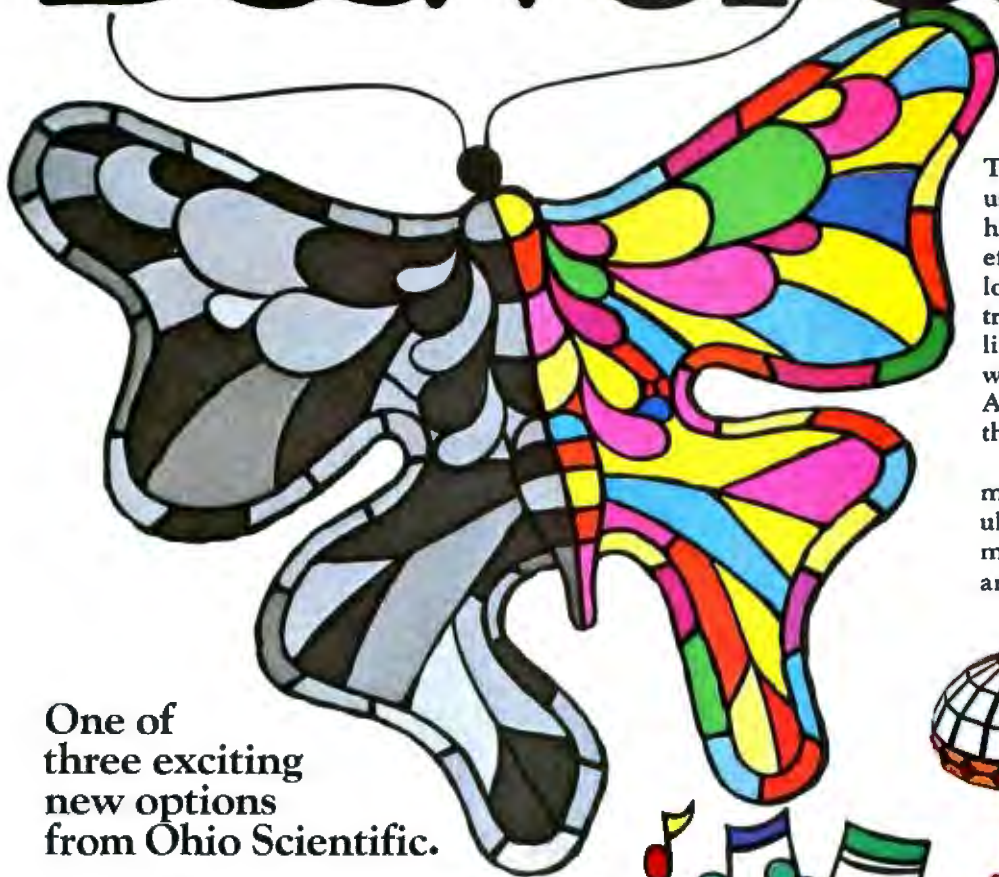
### Biofeedback Computer Control

Control is the name of the game. Consider someone who is almost totally paralyzed. This system could be used (perhaps by sensing eyebrow movement) as an on/off switch to a more sophisticated controller. I've seen one computer aid for the handicapped which consisted of an alphanumeric sequencing display. Letters could be individually chosen and eventually combined to produce whole written messages. A lot can be accomplished with a single bit of input if the software is written with time as a pertinent consideration. A single switch could signify a particular choice if each was presented in sequence with time allotted to answer. That is the premise of the BASIC program in listing 1.

This is a simple program written in Micro Com 8 K Zapple BASIC. It presents the operator with a series of seven choices, and branches to special subroutines as a result of these choices. It presumes that the user can see and signify positive response by a high logic level on bit 0 of input port 3. This bit is tied to the output of our eyebrow twitch monitor. Output port 17 has seven lights attached to bits 1 through 7 (bit 0 not used). The program lights the first light, and the user decides whether or not the computer should perform the activity signified by bit 1. If so, the user merely furrows his or her brow and the program jumps to the designated activity. In this simple illustration, I merely flash the light a few times to indicate which was chosen. Should the operator not care for the first choice, the program sequences to the next choice, and so on. Before hook-



# B&W or Color?



One of three exciting new options from Ohio Scientific.

**Color.** With it there is a big difference. And now, Ohio Scientific offers a lustrous 16 color option on all its C2 Series Computer Systems, past and present. New orders for C2-4P and C2-8P's can now request the color option. Upgrade kits are available for all existing C2's. When coupled with the C2's demonstrated high resolution graphics, the new color display is striking.

The relatively easy add-on of color and other options discussed here are interfaced through the new 540 B video board and are realized without extensive modification or excessive cost because the C2 family of computers feature exceptional "design for the future" modular construction that permits one sector of the computer to be modified without affecting other sectors.

## Sound.

The sound option further enhances enjoyment of the C2's while broadening their scope of applications. Games of logic and dexterity now seem to come alive when sound pops out from on-screen happenings.

This new option is implemented through the new 542 Rev B keyboard available with new C2 orders or as part of an upgrade kit. In addition to a standard tone generator, this new board also contains a D/A (digital to analog) converter that takes advantage of the power and ultra high speed of the C2's 6502 microprocessor to enable users to generate both limited band-width speech and complex musical chords.



## AC-12 Remote AC Control System.

This unique option enables a C2 user to create a computerized wireless home control facility with simple effort and at heretofore unheard of low cost. The AC-12 provides a control signal on the home's AC power line not unlike the manner in which wireless intercoms function. The AC-12 will plug into any C2 computer that has the new 540B video board.

The basic system contains a command console and four remote modules. The remotes can be appliance modules that can switch up to 15 amps, lamp modules that can provide on-off, dimming and brightening, or wall switch modules.



The AC-12 has a special Home Control OS-65D V3.0 Mini-Floppy Disk Operating System that provides a wide range of capabilities not the least of which is "Foreground and Background" operation. This allows the computer to monitor time and

inputs for the Home Control System, while running other BASIC programs!

## New options:

- Color and Sound Option on C2-4P and C2-8P. . . . . Add \$200
- CA-11B 540B color video board for system upgrades (does not include 542B sound keyboard). . . . . \$225
- CA-11C 540B color video board and 542B sound keyboard. (For upgrades) . . . . . \$299
- AC-12 Remote AC control system, including console, four remotes and software. For use on any system with a 540B video board. . . . . \$175

Color. Sound. AC Remote Control. Three more examples of Ohio Scientific's continuing enhancement of its computer products and user benefits.

Contact your local Ohio Scientific dealer.

**OHIO SCIENTIFIC**

1333 S. Chillicothe Road • Aurora, Ohio 44202

(216) 562-3101

```

100 REM This program demonstrates how the computer can be
110 REM used to provide control output from an EMG digital input.
120 REM EMG input is on port 3, bit 0. No stimulus is logic 0
130 REM while muscle activity is signified by logic 1.
140 REM Test apparatus uses 7 lights attached to bits 1 thru 7 of
150 REM output port 17. The computer sequences thru the lights until the
160 REM operator signifies a choice by --"THINKING"-- about it !!!
170 REM
180 REM Copyright 1979      STEVE CIARCIA
190 REM
200 REM
210 FOR I=0 TO 300 :NEXT I
220 REM
230 REM This routine sequentially flashes bits 1 through 7 of port 17
240 REM It only exits when an input flag has been set by the EMG monitor
250 B=1
260 X=2*B :OUT 17,X
270 GOSUB 440
280 IF B=1 THEN OUT 17,1 :GOTO 320
290 B=B+1 :IF B>7 THEN GOTO 210
300 GOTO 260
310 REM
320 IF B=1 THEN GOSUB 670 :GOTO 570
330 IF B=2 THEN GOSUB 670 :GOTO 580
340 IF B=3 THEN GOSUB 670 :GOTO 590
350 IF B=4 THEN GOSUB 670 :GOTO 600
360 IF B=5 THEN GOSUB 670 :GOTO 610
370 IF B=6 THEN GOSUB 670 :GOTO 620
380 IF B=7 THEN GOSUB 670 :GOTO 630
390 IF B=7 THEN STOP
400 REM
410 REM
420 REM This routine reads the EMG monitor on port 3 bit 0
430 REM If signal is present it sets flag F=1
440 A=0 :F=0
450 I=INP(3)-254
460 IF I=0 THEN 490
470 A=A+1 :IF A=200 THEN RETURN :REM give operator time to respond
480 GOTO 450
490 F=1
500 Q=INP(3)
510 IF Q=254 THEN 500
520 RETURN
530 REM
540 REM
550 REM These 7 routines can be replaced with outputs to
560 REM individual control programs.
570 PRINT "b=1":GOTO 210
580 PRINT "b=2":GOTO 210
590 PRINT "b=3":GOTO 210
600 PRINT "b=4":GOTO 210
610 PRINT "b=5":GOTO 210
620 PRINT "b=6":GOTO 210
630 PRINT "b=7":GOTO 210
640 REM
650 REM
660 REM This routine flashes individual light to indicate selection
670 FOR T=0 TO 10
680 OUT 17,X
690 FOR I1=0 TO 50 :NEXT I1
700 OUT 17,0 :
710 FOR T1=0 TO 50 :NEXT T1
720 NEXT T
730 RETURN

```

*Listing 1: BASIC program to sense input from the biofeedback monitor. This program scans the cursor through several choices and waits a short period of time. If the user squints or blinks within the allotted period, that choice is designated. If it is not designated, it cycles to the next choice. This particular program just blinks the chosen objective to indicate that the interface is working. The required body connections for picking up eyebrow movement are shown in photo 1.*

up, the program can be easily tested with the muscle monitor by temporarily attaching a normally closed, pushbutton switch on port 3 bit 0.

### Conclusion

All of this effort for a single bit of data acquisition may appear unjustified, but it can prove to be exceedingly significant in situations where no other means of computer interaction is available. At the least, the interface should provide a substantial base for biofeedback experiments. With additional amplification and filtering to monitor brain waves, a whole series of challenging experiments come to mind. Personal computing need not be relegated to the level of canned amusements and commercial presentations. A refinement of this interface could be the one critical design feature which would open the field of personal computing to individuals who are otherwise physically unable to take advantage of it.

If you have any questions on this or any other "Ciarcia's Circuit Cellar" article, or just a good idea, please don't hesitate to write. While it may take some time, I do eventually answer all inquiries. Please enclose a self-addressed stamped envelope. Next month the "Circuit Cellar" topic will be sound generators. ■

# PET PRINTER ADAPTER

GET HARD COPY FROM YOUR COMMODORE PET USING A STANDARD RS-232 PRINTER



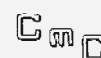
The Cmc ADA 1200 drives an RS-232 printer from the PET IEEE-488 bus. Now, the PET owner can obtain hard copy listings and can type letters, manuscripts, mailing labels, tables of data, pictures, invoices, graphs, checks, needle-point patterns, etc., using a standard RS 232 printer or terminal.

**\$98.50** ADA 1200B  
Assembled and tested

**\$169.00** ADA 1200C  
With case, power supply and RS-232 connector



Order direct or contact your local computer store. Add \$3.00 for postage and handling per order.



CONNECTICUT microCOMPUTER  
150 POCONO RD, BROOKFIELD, CT 06804  
(203) 775-9659 TLX: 7104560052



# THE \$798<sup>\*</sup> INTERTUBE II<sup>®</sup>



## *It's already a big success!*

The party's over for all dumb terminals and a lot of smart ones too. But, at \$798 (quantity 25), the party's just beginning for Intertec's InterTube II.

Standard features to celebrate include a full 24 line by 80 character display, 128 upper and lower case ASCII characters, reverse video, complete cursor addressing and control, an 18 key numeric keypad, special function keys, blinking, protected fields, character and line insert/delete, editing, eleven special graphics symbols, a 25th status line which displays the terminal operating mode and an RS-232 printer port.

\* \$995 Quantity One

You'll discover even more reasons to celebrate when you sit down in front of an InterTube II. Our wide bandwidth monitor produces crisp, sharp characters everywhere on the screen. InterTube's Z-80 processor enables a host of operator oriented features to boost the efficiency of both software and programmers. And, InterTube's rugged modular design combined with its built-in self-test mode insures quick and reliable servicing.

InterTube's price/performance ratio can satisfy your requirements whether they be a sophisticated data entry application or a simple

inquiry/response environment. So, there's really no reason to think "dumb" when you can afford to be so smart!

Join the thousands of InterTube celebrations going on around the country at this very moment. Call us at the number below and start your own celebration (BYOB—we'll bring the InterTube).



2300 Broad River Road, Columbia, S. C. 29210  
(803) 798-9100 TWX: 810-666-2115

BYTI June 1979 59

Circle 182 on inquiry card.



The sales literature for the Apple II lists the specifications for the high resolution color graphics mode this way:

- 280 horizontal by 192 vertical resolution.
- Four colors: black, white, violet, and green.
- Displays 8 K bytes.

The specifications don't sound all that exciting. The resolution seems about right, but why are there so few colors? And why did they pick green and violet instead of, say, red and blue? Well, as it happens, the colors in the Apple II high resolution graphics can be red and green, or blue and yellow, or almost any two complementary colors you want. What's more, on many color television sets you can obtain as many as four colors along with black and white, as demonstrated by the accompanying photograph.

## More Colors for Your Apple

Allen Watson III  
430 Lakeview Way  
Redwood City CA 94062

The classic approach to computer generated color is to generate separate signals for the red, green, and blue inputs of a color monitor. However, color monitors are expensive; it's more economical to use an ordinary color television set. Now instead of generating three simultaneous video signals, we have to generate a composite signal that resembles the standard broadcast signal the television set was designed to receive.

It's not merely that the signal has to be put onto a regular television channel by means of a radio frequency modulator; although that's certainly necessary, there's a lot more to it. Since all the fascinating features of the Apple II high resolution color graphics are the results of the way the Apple II designers solved this problem, let's take a look at just what they did.

### The Color Signal

The standards for broadcast color television signals were established by NTSC (National Television Systems Committee) and approved by the Federal Communications Commission in 1953. In order to retain the existing system of black and white television broadcasting, the committee sys-

tem adds color information to a signal which is practically identical to the black and white standard. The resulting composite signal includes a black and white component that amplitude modulates the television carrier frequency in the usual way, and a color component which rides on a 3.58 MHz subcarrier.


This superposition of color and black and white information is necessary in order to crowd a full color video signal into a channel whose high frequency response is limited to just over 4 MHz. The fact that human vision does not resolve image details in color allows us to limit the resolution of the color component of the signal to a maximum of 1.5 MHz. In fact, only part of the color signal gets even this much; the rest is limited to 0.5 MHz.

This narrow band color signal modulates a 3.58 MHz subcarrier which is then added to the black and white picture information. The color subcarrier modulation is a combination of amplitude and phase modulation: the amplitude of the subcarrier corresponds to the amount of color at each point on the screen, while the choice of color is determined by the phase of the color frequency relative to a 3.58 MHz reference signal. This reference signal is generated in the television set from a burst of 3.58 MHz transmitted in the interval between the lines of the picture.

A high subcarrier frequency reduces interference between the color and black and white components because the black and white signal contains less energy at high frequencies. Interference is further reduced by the fact that the subcarrier frequency is an odd multiple of half the picture scanning rates, both horizontal and vertical. This makes any color signal that gets into the black and white video reverse polarity on successive lines; the interference makes little dots in the picture, but the dots on one line will have "undots" above and below. These will tend to average out when viewed from a reasonable distance.

This is where the signal generated by the Apple II deviates radically from the standard signal. First of all, the Apple II signal omits a technique called interlacing, thus reducing the number of horizontal scanning lines by half and likewise the amount of information needed to fill the screen. Noninterlacing is common among low cost computer video displays. The significant deviation from the standard, however, is a slight change in the horizontal and vertical scanning rates such that the interference between the color and the black and white components is maximized, rather than minimized. This is not as strange as it sounds, because this is what en-





*Photo 1: Apple II display showing four colors in high resolution mode.*

ables the Apple II to generate color graphics with a signal made up only of ones and zeroes.

### An Example

To see what this does to our display, suppose we try to display two small white dots side by side. The smaller the dots and the closer they are to each other, the higher the highest frequency picture signal going into the television set. But everything the Apple II puts out at the high end of the frequency range gets decoded as color, so that, even before our dots are made too small and too close together for a black and white set to be able to distinguish, something else has happened: they have merged into a single dot, and it isn't white, but color.

In other words, the resolution we can get using this method is somewhat limited compared with the separate red, green, blue approach, although it is produced with correspondingly less screen memory (ie: 8 K bytes

compared with 24 K bytes). But even if the color interference were minimized, the television set's receiving circuits limit the horizontal resolution to about 300. Incidentally, this is why the Apple II displays only 40 characters in each line of text; the more popular 64 or 80 characters cannot be resolved by a standard color television.

### Bits and Resolution

As we have seen, the Apple II produces color by simply putting its smallest dots at the right size and spacing: namely, the color subcarrier frequency. Each dot is really a half cycle, so the dot rate is twice the subcarrier frequency, or something over 7 MHz. Let's see how many of these dots will fit on one horizontal line. There is one horizontal scan every  $63.5 \mu\text{s}$ , but part of this time is needed to get the electron beam into position to start the next line, and to keep the lines in synchronization. The picture signal is shut off, or blanked, during this time. That leaves about  $45 \mu\text{s}$ , but just to play it

Figure 1: Colors produced by various bit patterns in relation to the color reference signal.

Display Byte	Display Signal	Color
0 0 0 0 0 0 0 0		Black
1 0 0 0 0 0 0 0		Shifted black
0 1 1 1 1 1 1 1		White
1 1 1 1 1 1 1 1		Shifted white
0 0 1 0 1 0 1 0		Green
1 0 1 0 1 0 1 0		Orange
0 1 0 1 0 1 0 1		Violet
1 1 0 1 0 1 0 1		Blue

Display Signal	Color
0 1 0 1 0 1 0	Green
0 1 0 1 0 1 0	Orange
1 0 1 0 1 0 1	Violet
1 0 1 0 1 0 1	Blue

(Note phase shifts indicated by arrows)

safe and to make sure that none of our valuable data gets cut off by the television set's normal overscan (the picture is set up to be bigger than the actual screen so there won't be any unsightly black borders), Apple II uses only about 40  $\mu$ s of each line for data. This works out to 280 dots per line. In text mode, with 40 characters per line, this gives a character time of about 1  $\mu$ s, which corresponds to the Apple II's system clock. Each character takes seven dot times, five for the character and two for spacing between characters.

The question is, exactly what does horizontal resolution of 280 refer to? Well, we can put a single dot at any of 280 different positions across the screen, but our dot will be colored, since it is a half cycle at the color subcarrier frequency. And if we put two dots too close together, they merge. Obviously, if the two dots are actually touching, no set could resolve them — this is really a single spot which happens to be two dots wide. But even if we put a black dot in between, we'll see only one dot, in color, because the dot spacing matches the color subcarrier frequency. Only by putting two or more black dots between our white dots will we be able to see a clear separation.

These relationships are diagramed in figure 1. The color reference signal is shown at the top. Any signal component at this frequency, even a single dot, will be displayed as colored. Theoretically, a double width dot contains no color frequency component, and hence will be displayed as white.

### Apple II High Resolution Colors

Now we can see how the trade-off between color and resolution affects the way our computer bits are displayed by the television set. But let's look on the bright side: with the right bit patterns, we can put colors onto the screen. Let's ignore the resolution

problem for a while and investigate the colors.

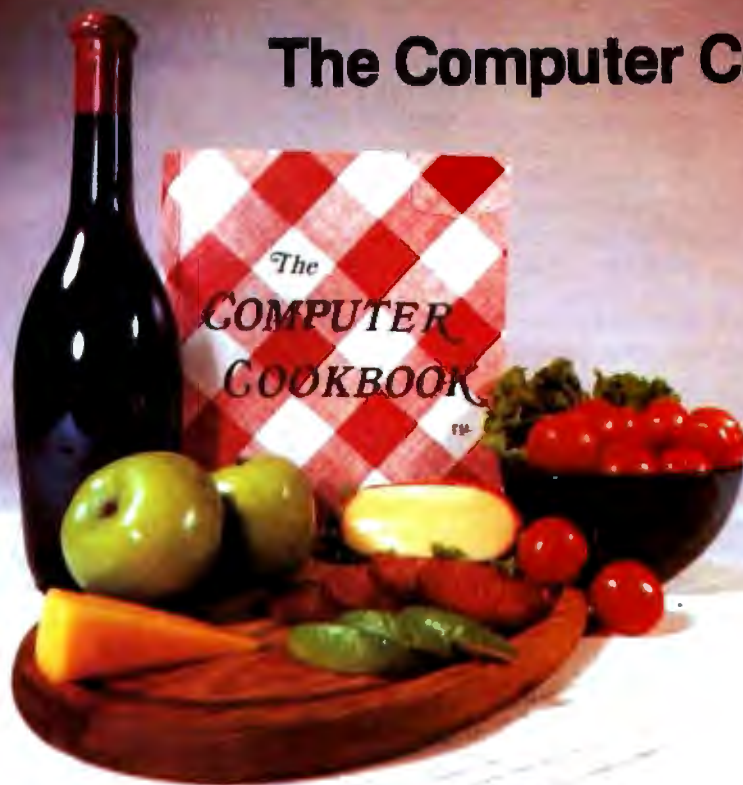
If we fill the screen memory with ones, the display will be all white; all zeroes paints it black. If we alternate ones and zeroes horizontally, we have a signal which is right at the color frequency, so it is displayed as a solid color. Now comes the interesting part — what color is it? As I mentioned earlier, the color is determined by the phase of the picture signal's color frequency component relative to the color reference signal, which is generated by the television set from the 3.58 MHz color burst which we transmit during the horizontal blanking interval. So our question becomes, "How can we control the relative phase of these two signals?"

First of all, our computer bits are output every half cycle of the color reference frequency. This means we can change the phase by 180 degrees by simply inverting the bit pattern so that alternating ones and zeroes become alternating zeroes and ones. Interestingly enough, since the color spectrum is allocated the 360 degrees of possible phase angles that we can have, complementing the bits also complements the color; that is, phase inversion amounts to 180 degrees of phase shift, and complementary colors are 180 degrees apart. The relation of color to phase angle is shown in figure 2. If the alternating bits are in phase with the color reference signal, the color will be yellow-green; out of phase bits will give us blue-violet. This determines the two colors Apple II specifies in addition to black and white. But there is another way to change the relative phase of our computer bits.

While we can't do this under computer control, we can manually adjust both the Apple II video circuit and the color television set so as to change the phase of the color reference signal itself. The Apple II control is labeled *color trim*; the television set's control for this is usually called *tint* or



# The Computer Cookbook™



## The Only Computer Reference Book You Need. The Only Reference Book You'll Ever Need.

The only book that gives you all the ingredients for a successful computer system. Interested in the Apple II?™ You'll need an FCC-approved RF modulator to connect it to your color television set. We tell what they are, where to get one, and how to hook it up.

Thinking of using Radio Shack's TRS-80™ for a low-cost word processing system? You'll need an upper-case/lower case modification for the keyboard.

We'll tell you what it involves, where to get it done, or how to do it yourself.

Software? We've sampled canned software and will tell you what suits our taste. Rather do it yourself? We have algorithms in our machine-independent "Cookbook" language for everything from fast sorts to phototypesetter hyphenation. Plus a crash course in BASIC for those who know FORTRAN. And

much, much more.

Last but not least: The Cookbook Yellow Pages, a complete guide to small computer services and products. We update The Yellow Pages every two months—and send them to you free with the latest additions, corrections, and improvements of our white pages. You just plug them into our loose-leaf binder.

Get with The Cookbook. The Best is Yet to Come.

---

Send me The Cookbook. I enclose \$15 plus \$1.50 for shipping, which will be by UPS unless I've marked this form U.S. mail (\_\_\_\_check here). California residents add \$.98 sales tax. Allow up to four weeks for possible out-of-stock conditions. Make checks payable to "The Computer Cookbook". Mastercharge and VISA accepted with 13-digit card number and 4-digit expiration date.

Name \_\_\_\_\_

Street \_\_\_\_\_

City \_\_\_\_\_ State \_\_\_\_\_ Zip \_\_\_\_\_

Mall to: The Computer Cookbook / P.O. Box 4084 / Berkeley, CA 94704

hue. The combined range of adjustment of these two controls is usually enough to go at least halfway around the color circle of figure 2, putting one or the other of our complementary pairs of colors at any point on the circle. Thus we can adjust for any pair of complementary colors we want: blue and yellow, green-blue and orange, cyan and red, green and magenta, or yellow-green and violet. So long as we don't require the ultimate in horizontal resolution, we can have any two complementary colors plus black and white for our high resolution graphics using only ones and zeroes as data. If the colors listed above and in figure 2 don't seem exactly complementary, it's largely because of the broad range of hues to which we carelessly apply the name *blue*. If we let the television picture-tube phosphors define our red, green, and blue, then the complementary colors are those of figure 2. The television set is adjusted such that red + green + blue = white. Since complementary pairs also add together to give white, it follows that the sum of any two of the three primaries gives the complement of the third: for example, the complement of red is actually green + blue, or cyan.

#### Extra Colors

Studying the Apple II specifications in the light of the National Television Systems

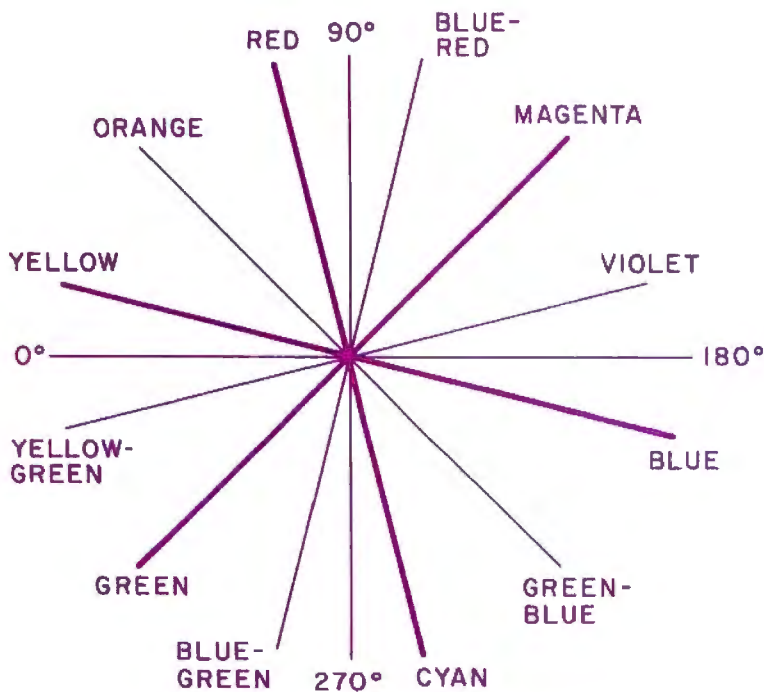


Figure 2: Arrangement of possible colors versus signal phase. The Apple II high resolution graphics outputs two complementary colors (colors that are separated by 180 degrees on the circle).

Committee color standards led me to expect it to work this way, but that isn't quite the end of the story. After I got my Apple II, as I was casually watching the random sine wave program on the high resolution demonstration tape, there in living color was a display with *four* colors. After a bit of head scratching and experimenting with the adjustments on my portable color set, I think I have the explanation.

First of all, the single dot patterns give the two complementary colors, just like it says in the script. Alternating double dots, which ought to be displayed as black and white, actually show up as a weaker version of the same pair of complementary colors if the television set is adjusted normally, that is, with the fine tuning just backed off from the setting that first produces sound bars in the picture. But if I back the fine tuning farther away from this setting (any automatic fine tuning or tint controls should be switched off), just before the color signal drops out, the weak colors on the double dot patterns brighten and shift to another pair of complementary colors. The exact colors depend upon the setting of the tint control, but they are more than 30 degrees from the first pair, so if the single dot patterns give red and green, for example, the double dot patterns appear as orange and blue.

It's hard to figure out how the double dot patterns get displayed in color since they are square waves at half the color frequency and ought to contain a zero component at 3.58 MHz. Apparently the video detector circuit in the set produces enough second harmonic distortion to activate the color circuits. Mistuning puts this signal near the cutoff of the color bandpass filter where there is maximum phase distortion. I tried this out on the more expensive television set at the store where I bought my Apple II, and although it's more difficult to get the adjustments just right, the extra colors are there. Ironically enough, this trick seems to work better on cheap sets.

So there you have it. Whether you prefer colors or resolution, the Apple II high resolution graphics will put out all you can get through the antenna terminals of a color television set with just different patterns of ones and zeroes. To find out what your set will do, you need to display vertical lines with the single dot and double dot patterns. An easy way to do this is to load the Apple II high resolution demonstration tape and select the program that sums two sine waves. When the program asks for two frequencies, enter 63 and 64 to get the pattern shown in photo 1. Other numbers you may want to try are combinations of 31, 32, 33, 63, 64,



# The Intecolor 8070 business system. At twice the price, it would still be inexpensive.

Because ISC is the world's leading manufacturer of color terminals, we're able to offer unparalleled color performance—at phenomenal prices.

Our 8070 Series I Business System is a perfect example of reliable, yet extremely reasonable products. It's a complete 8080A microcomputer system that includes the following standard features: A dual floppy disk drive with 591K bytes of storage; a 19" color data display with an easily readable 80 characters x 48 line format; and a 60 CPS Impact Matrix printer. All for a remarkable \$7000, single unit price.

And that price doesn't stop at hardware. Intecolor's 18K Business BASIC in ROM has 16 digit accuracy and a

PRINT USING feature that tailors output to any specifications.

If you need greater storage capabilities, choose the 8071—same system, but with a dual double-headed floppy disk drive. Giving you 1182K bytes of storage, for only \$800 more, single unit.

Either way, the Intecolor Series I can relieve your business of a considerable amount of paperwork, without costing you a great deal of money. (Terms—5% discount for prepayment, or net 20 days.)

For more information and a complete demonstration, see your nearest computer store, or contact your ISC sales representative.  
**Color Communicates Better**



Unrelouched photo of screen

Furniture not included

U S domestic prices

**ISC SALES REPRESENTATIVES:** AL: 205/683-8660 AK: (GA) 404/449-5961 AZ: 602/994-5400 AR: (TX) 214/840-2169 CA: Alhambra 213/281-2280, Goleta 805/964-8751, Irvine 714/557-4460, Los Angeles 213/476-1241, Mountain View 415/964-9300, San Diego 714/292-8525 CO: 303/759-0809 CT: (GA) 404/449-5961 DE: (GA) 404/449-5961 DC: (VA) 703/569-1502 FL: Orlando 305/425-5505, Ft. Lauderdale 305/776-4800, Melbourne 305/723-0766, Tallahassee 904/878-6642 GA: 404/455-1035 HI: 808/524-8633 ID: (UT) 601/973-7969 IL: (No.) 312/564-5440, (So.) (MO) 816/765-3337, IN: (IL) 312/564-5440, IA: (MO) 816/765-3337 KS: (MO) 816/765-3337 KY: 606/273-3771 LA: 504/626-9701 ME: (GA) 404/449-5961 MD: (VA) 703/569-1502 MA: (GA) 404/449-5961 MI: 313/227-7067 MN: 612/822-2119 MS: (AL) 205/883-8660 MO: 816/765-3337 MT: (CO) 303/759-0809 NB: (MO) 816/765-3337 NH: (GA) 404/449-5961 NJ: (GA) 404/449-5961 NY: (AZ) 602/994-5400 NM: 505/292-1212 NY: (GA) 404/449-5961 NC: 919/682-2383 ND: (MN) 612/822-2119 OH: Dayton 513/429-9040, Cleveland 216/464-8113, Columbus 614/436-2051, OK: TX: 214/840-2169 OR: 503/620-5800 PA: 412/922-5110 RI: (GA) 404/449-5961 SC: 803/798-8070 SD: (MN) 612/822-2119 TN: 615/482-5761 TX: 214/840-2169, El Paso Area (Las Cruces) NM: 505/523-0601, Houston Only 713/780-2511 UT: 801/973-7969 VT: (GA) 404/449-5961 VA: 703/569-1502 WA: 206/455-9180 WY: 412/922-5110 WI: (IL) 312/564-5440 WY: (CO) 303/759-0809  
**EUROPEAN EXPORT SALES, EUROPE:** (MA) 617/661-9424, BELGIUM Brussels 02-242 36-04, FRANCE Rueil Malmaison 749-40-37, GREECE Athens 642-1368, ITALY Roma 805-647/872-457, THE NETHERLANDS Poeldijk 01749-7640, SPAIN Barcelona 204 17 43, SWEDEN Vallingby 08-380-370, SWITZERLAND Mutschellen 057-54655, UNITED KINGDOM Bournemouth 0202-293-115, WEST GERMANY München 089-31881, AUSTRALIA & NEW ZEALAND Melbourne 543-2077, Meadowbank 808-1444, Chermiside 59-6436, Wellington 64-4585, Auckland 876-570, CANADA Datamex Ltd. (Distributor) Dorval 514/636-9774, Ottawa 613/224-1391, Toronto 416/787-1208, Vancouver 604/684-8625, CENTRAL & SOUTH AMERICA & CARIBBEAN (GA) 404/394-9603, MEXICO Monterrey 564-876, FAR EAST (CA) 213/382-1107, HONG KONG 5-742211, JAPAN Tokyo 402-8596, TAIWAN Taipei 02-7026284, MIDDLE EAST IRAN Tehran 891148, ISRAEL Tel Aviv 266-291, KUWAIT Kuwait 438 180/1/2, LEBANON Beirut 221731 260 110, SAUDI ARABIA Jeddah 27790, Riyadh 25083-39732, UNITED ARAB EMIRATES Sharjah 24068

For sales and service in other countries contact ISC headquarters in Norcross, GA., U.S.A.




**Intelligent Systems Corp.** □ 5965 Peachtree Corners East □ Norcross, GA 30071 □ Telephone 404-449-5961 □ TWX 810-766-1581

# MORE GOOD NEWS FOR APPLE OWNERS:

**You chose the best.  
Now, make it better!**

With our exclusive Superchip (ROM firmware) your APPLE can deliver the best of both—graphics and text-processing.



- Full ASCII character set (lower case)
- 31 other, useful non-ASCII characters
- User-defined characters with our Character Edit Cassette
- Enhanced editing capabilities for program and data modification

And, it works with your existing APPLE programs—Integer BASIC and Applesoft ROM.

- The Character Edit program defines each new character in a magnified format with a few easy key strokes.
- Since you can now build characters, you can also create new character sets—foreign alphabets, music, games, whatever.

## NOW YOU CAN ALSO GET

- Disk Interface Program—Superchip now runs with Disk II
- Word Processor I—a disk-based mini-word processing system. (Requires Disk Interface Program, above.)

The Superchip plugs into your APPLE with no modification.

ORDER NOW		
	SUPERCHIP	\$99.95
	Character Edit cassette	\$19.95
	Disk Interface Program cassette	\$19.95
	Word Processor I cassette	\$19.95
	Shipping Charge (each)	\$ .75

I attach check or money order for \$ \_\_\_\_\_.

Or, charge my:  VISA  Master Charge

Bank Card No. \_\_\_\_\_

Expiration Date \_\_\_\_\_

Name \_\_\_\_\_

Address \_\_\_\_\_

City \_\_\_\_\_ State \_\_\_\_\_ Zip \_\_\_\_\_

Signature \_\_\_\_\_

Telephone orders accepted with charge card:

214-358-1307

**E CLECTIC CORP.**  
2830 Walnut Hill Lane, Dallas, Texas 75229  
A Subsidiary of TANO Corporation

65, and 95. Apparently there is a lot of sampling error when the frequencies you select don't fit the table the program uses to generate the sine waves. If you experiment until you find the limits of your particular television set, you'll know how to make high resolution pictures on your Apple II in just about any colors you want.

## BIBLIOGRAPHY

1. *Apple II Reference Manual*, Apple Computer Inc, Cupertino CA, 1978.
2. Herrick, Clyde N, *Color Television: Theory and Servicing*, Reston Publishing Co, Reston VA, 1973.
3. Schure, Alexander, *Basic Television*, revised second edition, volume 6, Hayden Book Co, Inc, Rochelle Park NJ, 1975.

## Addendum

*The following comments were received from Steve Wozniak of Apple Computers:*

*Thank you for passing along Allen Watson's article on the Apple II high resolution colors.*

*As Allen discussed, Apple II high resolution colors are the result of alternating zeroes and ones on the screen. The exact colors generated depend on the phase (or timing) relationship between the display signal and the color reference phase. By adjusting the television controls, any desired color pair may be displayed.*

*Oddly enough, only the seven least significant bits of the Apple II high resolution refresh memory bytes are used (examples are shown in figure 1). A simple modification allows the high order bit of each to specify one of two color sets by generating a 90 degree phase shift of displayed information. (Yet more colors may now be obtained by applying the technique suggested by Allen.)*

## Adding the High Order Bit Modification to the Apple II

1. Remove the Apple II printed circuit board from its enclosure.

(a) Remove the ten screws securing the plastic top piece to the metal bottom plate. Six of these are flat head screws around the perimeter of the bottom plate and four are round head screws located at the front lip of the computer. All are removed with a Phillips head screwdriver. Do not remove the screws securing the power supply or nylon insulating standoffs.

(b) Lift the plastic top piece from the bottom plate while taking care not to damage the ribbon cable connecting the keyboard to the printed circuit board. This cable will have to be disconnected from one or the other.



# WE'RE MAKING A BIG SPLASH IN SOFTWARE FOR AMERICA'S LARGEST ASSET MARKET

## At Last! After Two Years and \$250,000 . . . Software Programs for the Multi-Billion Dollar Real Estate Market.

There are 240,000 offices nationwide serving the ever-growing Real Estate market. Not surprising when you consider that 60% of the United States' assets are represented in Real Estate properties.

Until now, there has been virtually no interfacing of data processing with this powerful, potent market. Until REALTY SOFTWARE CO., that is. We've combined the best of both worlds and spared no expense in producing Software that is sophisticated enough for the largest Realtor...yet *extremely* easy to use.

In fact, our instruction manual offers *Screen-by-screen displays* enabling a novice to breeze through the entire program!

We've already sold complete systems to Realtors for \$19,990! You can get in on the action for less than 3% of that amount!

Our floppy disk *PROPERTY MANAGEMENT* program runs on DEC station 78 & 88 series and type 8080 or type Z-80 with 48K of memory, single density dual disks operating under CP/M® , a 132 character printer and a CRT terminal.

MAIL COUPON OR CALL . . .

TOLL—FREE

(800) 648-5311

COMPLETE PROPERTY  
MANAGEMENT PROGRAM  
AVAILABLE FOR:

**\$595.00**

INCLUDING COMPREHENSIVE  
MANUAL FOR EASY USE...  
NO NEED FOR TRAINING!

**ATTENTION  
DEALERS:**

Realty Software Co.'s Software systems for the Real Estate market can be profitable for you. Inquire today for full details on programs including *Portfolio Analysis, Tax Deferred Exchanges, Income Tax Analysis, Cash Flow Analysis, Amortization & Depreciation* and much, much more. RSVP by phone or mail.

Circle 323 on inquiry card.

**PROPERTY MANAGEMENT SOFTWARE**  
Comes Complete With a 200 Page Instruction  
Manual...With 80 Screen-by-Screen Displays  
for Easy Reference!

**Program includes:**

- \* Operating Statement Report
- \* Balance Sheet Report
- \* Rent Book Report
- \* Management Fees Report
- \* Vacancy Report
- \* Late Rent Report
- \* Check Writing / Check Register
- \* Deposit Register
- & much more...

Mail to: **REALTY SOFTWARE CO.**  
2126 Lombard St. / San Francisco, CA 94123

I'll cash in on the multi-billion dollar Real Estate Market!  
Send me your PROPERTY MANAGEMENT software  
complete with 200 pg. manual for \$595.00 (shipping & in-  
surance included / CA residents add sales tax).

Check enclosed    Bill my  Master Charge  VISA  
Acct. # \_\_\_\_\_

Exp. date \_\_\_\_\_ Signature \_\_\_\_\_

Name \_\_\_\_\_

Address \_\_\_\_\_

City \_\_\_\_\_ State \_\_\_\_\_ Zip \_\_\_\_\_

Telephone \_\_\_\_\_ (include area code)

DEALERS!.. Check here  and attach business card to  
coupon for complete details on all REALTY SOFTWARE  
CO. Software and merchandising support!!

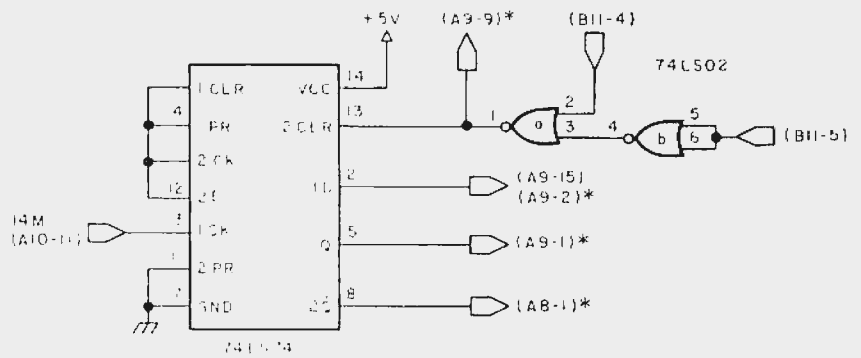


Figure 3: Circuit which must be added to the Apple II to add more colors to the high resolution display. (Caution: Adding this circuit voids the warranty.) A starred assignment (\*) indicates that the connection is made to a pin which is out of its normal socket. Besides the connections which are shown, also connect pin (B8-14) to (A8-6) which is out of its socket, and (B8-7) to (A8-13) which has also been removed from its socket. The power connections to the 74LS02 are +5 V to pin 14 and ground connected to pin 7.

- (c) Disconnect the power supply from the printed circuit board.
- (d) Remove the #8 nut and lockwasher securing the center of the printed circuit board. These will not be found on the earlier Apple II computers.
- (e) Carefully disengage each of six nylon insulating standoffs from the printed circuit board (seven on earlier versions).
- (f) Lift the printed circuit board from the bottom plate.

**2. Above the board wiring method.**

- (a) Lift the following IC (integrated circuit) pins from their sockets.

IC	Pin Number
A8	1
A8	6
A8	13
A9	1
A9	2
A9	9

- (b) Mount a 74LS74 (dual C-D flip-flop) and a 74LS02 (quad NOR gate) in the Apple II breadboard area (A11 to A14 region).
- (c) Wire the circuit in figure 3.

**3. Below the board wiring method.**

- (a) Desolder all pins of socket A8. Lift the socket and its 74LS257 integrated circuit off the printed circuit board taking care not to destroy it. Cut the trace between pins 6 and 13 of A8 on the top side of the board. Also cut the trace between pins 13 and 15 on the top. Reinsert socket A8 and the 74LS257. *Be careful.*
- (b) Cut traces going to the following pins on the bottom of the Apple II board. Each

pin should have a single trace going to it. *Be careful.*

IC	Pin Number	IC	Pin Number
A8	1	A9	1
A8	6	A9	2
A8	13	A9	9

- (c) Connect pin 15 of IC A8 to ground (pin 8 of IC A7 on the keyboard socket is a nearby ground).
- (d) Mount the 74LS74 and 74LS02 as per step (b) of the above the board wiring method.
- (e) Wire the circuit of the above the board wiring method, step (c). All wires are on the bottom of the Apple II board and no pins need be removed from their sockets or soldered to.

**4. Reassemble the Apple II and make sure it is operational. If not, check all wiring very carefully. Make sure that all integrated circuits are in their sockets and properly oriented.**

**5. The following color values are now applicable to the high resolution subroutines:**

BLACK2	128
ORANGE	170
BLUE	213
WHITE2	255

For example, the program below draws an orange line from location (10, 20) to (200, 140). It is assumed that the high resolution routines are already in memory locations hexadecimal 800 thru BFF.

```

0 X0 = Y0 = COLR
5 INIT = 2048 : PLOT = 2830 : LINE = 2836
7 ORANGE = 170 : CALL INIT
10 X0 = 10 : Y0 = 20 : COLR = ORANGE :
    CALL PLOT
20 X0 = 200 : Y0 = 140 : CALL LINE
30 END ■

```



# Look how soft you can have it with a **CompuColor II<sup>®</sup>** personal computer.



**STAR TREK (\*ST)**  
Star Trek, Lunar Lander, Shoot, and Tic-Tac-Toe.



**SAMPLER (\*SA)**  
Biorhythms, Concentration, One-Armed Bandit, 3 more.



**HANGMAN (\*HA)**  
Hangman, Math Tutor, Two-Ti-Ten.



**PERSONAL DATA BASE (PD)** Personal Data Base. File and data management system. \$29.95



**FORMATTED SOF-DISK (\*FD)** 2-pack Sof-Disks for your own BASIC programs.



**MATH TUTOR (\*MA)** Math Tutor, Checkbook, Recipes, 2 more.



**BONDS & SECURITIES (\*BO)** Bond Price & Yield, Amortization Schedule, 2 more.



**ASSEMBLER (AS)** Assembler, Assembles 8080 Assembly Language programs. \$24.95



**TEXT EDITOR (TE)** Text Editor. Facilitates program writing and correcting. \$24.95



**EQUITY (\*EQ)** Depreciation, Depletion, Capitalized Cost



**CUBIC TIC-TAC-TOE (\*CU)** Cubic Tic-Tac-Toe, Swarms, 2 more 10K programs



**CHESS (\*CH)** Chess, Army-Deucey, Line Five, Biorhythms



**BLACKJACK (\*BL)** Blackjack, Roulette, Slot Machine, 2 more.



**OTHELLO (\*OT)** Othello\*, Math Dice, 2 more. \*Othello\* is the registered trademark of CBS Inc for its strategy disc game.



**PERSONAL FINANCE, VOL. I (\*PI)** Rate of Return, Interest Conversions, 2 more.



**PERSONAL FINANCE, VOL. II (\*PII)** Loans: Sinking Fund, Declining Interest, Constant Ratio.

When you have a CompuColor II — the exciting color personal computer with a built-in mini-disk drive — you really have it soft. \$19.95 is all you pay for most CompuColor Sof-Disk™ albums.\* They're formatted to run only on the CompuColor II, and each contains at least three programs. That's far better value and variety than you get with programmed cassette tapes. And the Sof-Disks you see here are just a sampling. New introductions are added each month.

To start your collection of mind-blowing games and other useful programs, visit your nearest computer store. Or, if there's no dealer in your area, clip the coupon and mail your order today.

First things first! If you'd like more information, simply check the coupon for a free brochure about the CompuColor II.



YOUR CHOICE  
\$19.95\*

To order your Sof-Disk albums, simply enter the album(s) of your choice, by letter(s), in the spaces provided. If you want to order more than one copy, please enter the number of copies desired beside the letter. Add \$.50 for each album ordered to cover costs of mailing and shipping. Georgia residents add sales tax. Mail with check or money order to address below.

\*See ad for varying prices on Assembler, Text Editor, and Personal Data Base Sof-Disks.

--	--	--	--	--	--	--	--

Name \_\_\_\_\_

Street \_\_\_\_\_

City \_\_\_\_\_ State \_\_\_\_\_ Zip \_\_\_\_\_

Send me the name of my nearest CompuColor Dealer.

Please tell me more about the CompuColor II!

I'd like additional software information!

Mail to: CompuColor Corporation  
Dept. B  
P.O. Box 569  
Norcross, Georgia 30071

Allow 3 weeks for delivery.





*Photo 1: The author's homemade computer system cabinet with top removed.*



*Photo 2: The system as it appears when converted into a desk. Note that the floor of the cabinet becomes a desk top displaying the entire system ready to plug in and run.*

## A Home for Your Computer

**Joseph Dawes**  
 2510 Broadway  
 Big Spring TX 79720

If you're good at woodworking, here's a project that will save you a lot of time and trouble: build a cabinet for your computer! A carefully planned cabinet, as any ham or hi fi buff knows, serves to increase the utility and enjoyability of the equipment inside it.

I started planning my computer system cabinet as soon as I scattered my components around the cabinet I had made for my amateur radio gear. First of all, the cassette unit had to be fastened down: I quickly tired of holding it in place with one hand while unplugging something or changing a cassette. The power supply was constantly running warm and I knew it should be on stilts to increase heat loss. My separate video monitor could have ended up either beside the processor-keyboard cabinet or on top of it, but I quickly decided to reserve the top of the processor cabinet for a desk. The monitor would be beside the processor but angled toward the operating position for improved visibility. The keyboard had to be at a comfortable typing height, somewhere from 28 to 30 inches from the floor.

With these parameters in mind, I had to decide on cabinet style. The styles that first came to mind were the living room furniture piece with finely grained wood and the hobby room piece with modest wood grain or painted wood. However, circumstances led me to develop a somewhat different

cabinet style. I hope my final design will prompt readers to forge ahead with their own cabinet ideas.

The need to transport the system outside my home, combined with my dislike for connecting and disconnecting wires, dictated the cabinet design shown in figure 1 and photos 1 through 3. If I wanted to demonstrate it at the school where I teach or elsewhere, it would have to be operable as soon as it was opened and plugged in. Nothing kills interest more than 30 minutes of wire fiddling.

The cabinet shown is sturdy enough to take some licks in a truck or car. While it is closed and bolted, a bicycle chain can be run through the two U-bolts and around the nearest oak tree, making it very inconvenient to move or to open without some commotion. When the lid is taken off the equipment base, it can be turned up on one side to become a pedestal upon which the equipment base can be set. The whole affair is quite stable when set upon a reasonably level surface, and the lid interior provides knee room and space for keeping notebooks and demolished programs. When closed it can be sat upon, and, although there's absolutely no way to lug it around in a VW beetle, it will fit in the back (not the trunk) of my 2 door Falcon with a little imaginative stevedoring. In short it does what I require very nicely, and if I had to



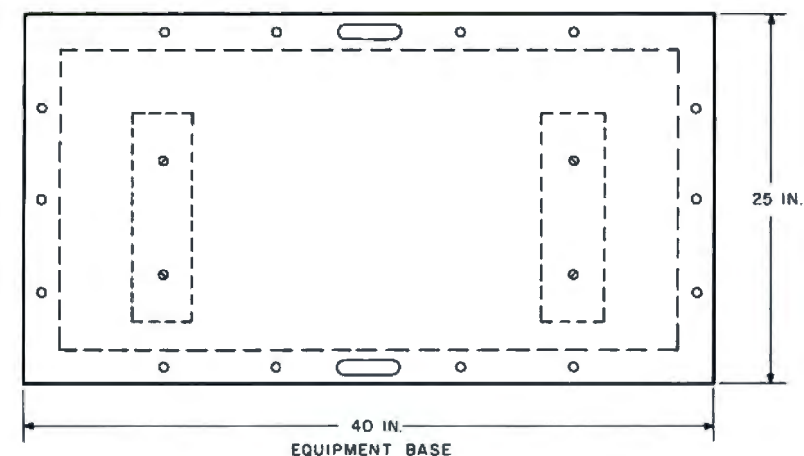
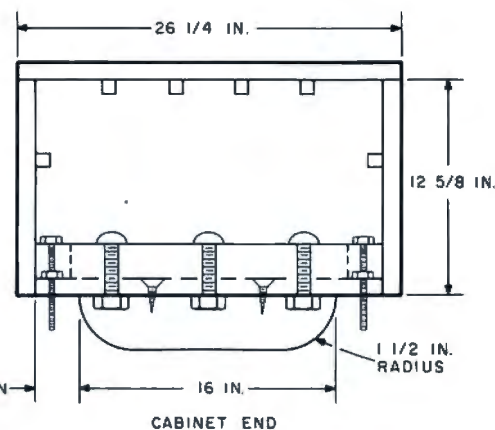
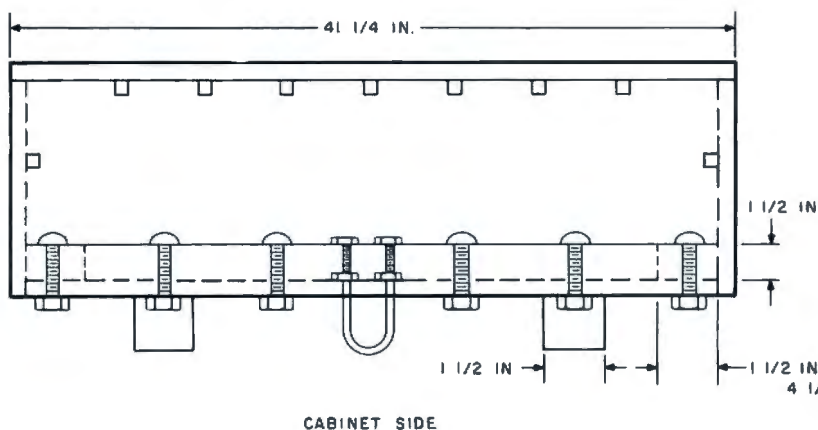


Figure 1: Plans for building the author's computer system cabinet. The unit is built from 5/8 inch plywood and features two U-bolts for adding an antitheft chain. All components are mounted on the floor of the cabinet. See accompanying photos.



build it over again I can think of very little I would change. After I painted the inside of the lid, it looked fine in a corner of the living room. What more could one ask?

Some comments on construction details might be helpful. The size of the equipment base is dictated strictly by the dimensions of the equipment to be placed on it. The width of the base, however, should not be much wider than 25 inches or the work surface will be too high for operating comfort when the cabinet is open (unless you like to stand while you work). Note that all equipment must fit within the dotted line perimeter shown in the equipment base drawing. Otherwise, equipment may get damaged by the bolt rails! I cut the plywood pieces for the lid with a smooth cutting plywood blade in my table saw and took great care to make cuts exactly to dimension, because the whole lid was assembled by gluing the side pieces to the top. The small gluing blocks are tack-nailed in place while the glue dries. These blocks are for structural reinforcement and *do not* hold the lid together while the glue sets. Bar or pipe clamps must be used to provide the necessary pressure. A cabinet-

making friend or a school shop might be a good source for these if you have none. The only permanent metal fasteners used are the two screws through the base into each runner, and they serve primarily as gluing clamps as well.

The bolt rails are glued around the inside edge of the lid (Be certain to recess them a



Photo 3: The cabinet locked up and ready for transport.

# ANNOUNCING



**New**  
**from DEC**  
**LA34 DECwriter IV**  
**\$1,199.00**

- 110 or 300 baud, RS 232C serial ASCII
- Friction feed, paper width to 15"
- Upper/lower case, 9 x 7 dot matrix
- 10, 12, 13.2, 16.5 characters /inch
- 2, 3, 4, 6, 8, or 12 lines/inch
- 22"W x 7"H x 15 1/2"D, 25 lbs.



**Teletype 43 \$ 999.00**

- RS 232C, 110 or 300 baud
- Upper/lower case full ASCII
- Pin feed, 12" x 8 1/2" paper

**New**  
**from DIABLO**

**DIABLO 1640 \$2,690.00**

**Receive-only \$2,331.00**

High-quality daisywheel printing at 45 cps.


**DIABLO 1650 \$2,779.00**

**Receive-only \$2,419.00**

Metal daisywheel printing at 40 cps.

**T.I. 810 printer \$1,695.00**

- 150 characters per second
- RS 232C serial interface
- Adjustable forms tractor
- Upper/lower case option \$90.00



**SOROC IQ 120 \$795.00**

- RS 232C, upper/lower case full ASCII
- Numeric keypad, protected fields
- Cursor keys plus addressable cursor
- Auxiliary extension port

**SOROC IQ 140 \$1,250.00**

- RS 232C and 20mA current loop
- Extensive editing features
- 25th line terminal status display
- 16 function keys (32 with shift)



To Order: Send certified check (personal or company checks require two weeks to clear) including handling\* and 6% sales tax if delivered within California.

\*Handling: Less than \$2,000, add 2%; over \$2,000, add 1%. Everything shipped freight collect in factory cartons with manufacturer's warranty.

Visit MICROMAIL at the National Computer Conference — Personal Computing Festival, New York City, June 5-7, Booth 128.

**MICROMAIL**  
 MICROMAIL • BOX 3297 • SANTA ANA, CA 92703  
 (714) 731-4338

distance equal to the thickness of the equipment base as the drawing shows!). Holes are drilled through these rails to take carriage bolts. Be sure to use carriage bolts because they have a square section beneath the round head which will set into the wood when pulled up tight and will not require further fastening to the bolt rails.

Trim the equipment base so it fits easily inside the lid, and drill the holes through which the carriage bolts will pass 1/16 or 1/8 inch larger in diameter than the bolts to save trouble when you first try to set the lid down over the base. Cut out the slot through which the U-bolts will pass with a jigsaw or coping saw, and provide a little extra play here too. The position of the runners should not vary much from that shown, but before you decide exactly where they will be, set your components on the equipment base and note where holes will be drilled to fasten the components to the base. Wouldn't it be a shame for one of the equipment mounting screws to have to come up from the underside right where a runner was located? I was lucky! I didn't even think about this hazard until it was too late to do anything about it, but luckily everything cleared.

You will note that edges of plywood tend to have unsightly gaps, and the surface will have dents and dings. Before sanding the wood preparatory to painting, take a putty knife and some patching paste and fill these defects thoroughly. It's easy to do and makes all the difference in the finished job. When you sand, these fillings will level off, corners and edges will get smoothed and slightly rounded, and you'll get a smoothly painted surface. I avoid painting whenever I can, but when painting raw plywood I have to admit that the final results are well worth the trouble of first putting on a primer coat and then a finish coat with a light sanding between coats. The only thing worse than painting once is painting twice, but when it's all over you have a surface you don't mind showing off.

As a finishing touch, some acorn nuts look good on the ends of the carriage bolts since they protrude toward the operator when the cabinet is set up.

For icing on the cake how would you like to hear that this whole project can be cut out of one sheet of plywood? Tough luck! Unless someone out there pulls a topological trick or is the owner of a more compact system than mine, you'll need a whole sheet and a scrap from the lumber company's cutoff pile for one of the ends. Sorry about that, but everything doesn't always work out for the best.

Happy woodworking! ■



Tinker, Tailor, Soldier, Sailor . . .  
Doctor, Lawyer . . . the Chieftain's here.

No matter whether you're a serious hobbyist or a serious businessman, the Chieftain 6800 microcomputer with capabilities that surpass the Z-80 is made for you.

Smoke Signal's quality-packed Chieftain I features two 5.25-inch mini-floppy drives and Chieftain II features two 8-inch floppy drives.

Both microcomputers provide 32K static memory, two serial I/O ports, a 2 MHz processor board, a 2K RAM monitor, a nine-slot motherboard with built-in baud rate generator and gold connectors for high reliability. The Chieftain's stylish leather-grained cabinet houses the above with its own cooling fan and regulated power supply.

Every Chieftain is complete with system software and is totally burned-in as well as tested to further insure high reliability.

And it's expandable to 64K memory with up to 2 megabytes floppy disk storage.

So see your nearest Smoke Signal dealer, he'll be glad to show you how to get your wampum's worth. Systems start at \$2,595.



Send information on your Chieftain microcomputer

Send name of nearest dealer

Name \_\_\_\_\_

Address \_\_\_\_\_

Company \_\_\_\_\_

City \_\_\_\_\_

State/Zip \_\_\_\_\_



**SMOKE SIGNAL  
BROADCASTING**

31336 Via Colinas, Westlake Village,  
California 91361. (213) 889-9340

Dealer inquiries invited.



# Hail to the Chieftain

Smoke Signal Broadcasting, 31336 Via Colinas, Westlake Village, CA 91361, (213) 889-9340

Circle 328 on inquiry card.

# Talk to a Turtle

## Build a Computer Controlled Robot

What do personal computer experimenters do with their microcomputers when computer games lose their appeal and they tire of programming things like, "140 FOR X = 1 to 500: PRINT X: NEXT X"? The exciting idea of adding a computer controlled robot suggests building your own R2-D2 robot from *Star Wars*. It might not be wise to start with a project as sophisticated as duplicating R2-D2, but there *is* a way

you can begin a robot project on a smaller scale. It works, too!

The Terrapin Turtle is a fascinating robot project that most experimenters can fully assemble in four hours. It runs forward, backward, turns left or right, blinks light emitting diode eyes, and can talk in a two tone beep. Its shell is mounted on a spindle that engages one of four microswitches. These relay a signal back to the computer

James A Gupton Jr  
7416-G Pebblestone Dr  
Charlotte NC 28212

### ABOUT THE AUTHOR:

*Mr James Gupton Jr has a most unusual background including photography, electro-optics research and development (which resulted in five patents on computer video display tubes and phosphor screens), along with teaching electronics. The Union County Career Center is the only high school in North Carolina to provide an electronics program which covers subjects from direct current to microprocessors. This program is under the guidance of Mr Gupton.*



Photo 1: Jeffrey Dunn (foreground) and Richard Voss check off the Turtle components against the parts list.



over its 10 foot umbilical cord, indicating when the Turtle has run into something from either front, right, left, or rear side. If you direct the Turtle on an exploratory trip around the room, its journey can be recorded by your microcomputer. On completing its journey, the Turtle can actually draw a map of its path using an internal ball point pen.

The Terrapin Turtle illustrated in this article was assembled by high school students at the Union County Career Center in North Carolina. The total assembly time was four hours from start to initial test. This article is not intended for use as a construction project, but rather to introduce you to computer controlled robots.

#### Assembling the Terrapin Turtle

The cardinal rule for assembling any electronic kit is to begin by checking off each component on the parts list. Photo 1 shows Jeffrey Dunn and Richard Voss checking the components of the Turtle kit

#### Resistors

510 ohm ¼ W: R9, R10  
 100 ohm ¼ W: R21, R30  
 15 K ohm ¼ W: R5, R6, R7, R8, R29, R22  
 50 K ohm ¼ W: R19, R20  
 1 K ohm potentiometers: P1, P2, P3, P4  
 1 K ohm ¼ W: R1, R2, R3, R4, R11, R12, R13, R14, R15, R16, R17, R18, R23, R24, R25, R26, R27, R28

#### Capacitors

C1 0.1 mF 35 V  
 C2, C3 500 mF 35 V

#### Diodes

1N4000 D1, D2, D3, D4, D5, D6, D7, D8, D9  
 3.9 V zener D10

#### Transistors

2N2222 Q1, Q2, Q3, Q4, Q5, Q6, Q7  
 GE-D40C4 Q8, Q9, Q10, Q11, Q12, Q13, Q14, Q15, Q19

Table 1: The Turtle component part list. The complete Turtle kit, including all hardware, printed circuits, electronic components is available from Terrapin Inc for \$300.




Photo 2: The foil side of the Turtle's printed circuit board.




Photo 3: The component side of the circuit board.

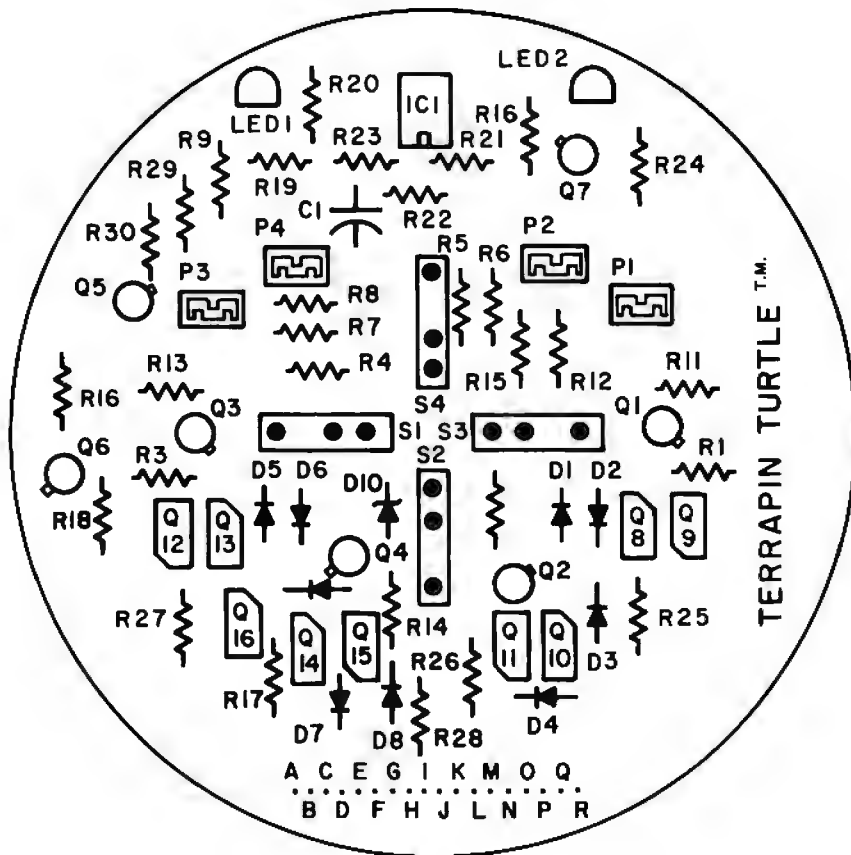


Figure 1: Supplemental diagram showing component identification numbers which relate to schematic locations.

against the parts list. Once assured that everything was included in the kit, the printed circuit board was examined for possible scratches. Photo 2 shows the etch side of the 5 inch diameter printed circuit board. Photo 3 shows the component side. It was quickly noted that not all resistor values were printed on the component side, and that there was no identifying resistor number to relate any resistor to the schematic. The instruction booklet stated that eighteen 1000 ohm resistors should be placed where the resistor symbols did not have a value indicated. Figure 1 is a supplemental instruction that identifies each component corresponding to the schematic diagram.

Richard Voss was in charge of assembling the printed circuit board for the Union County Career Center's Turtle. Photo 4 shows the soldering of the Darlington transistors that control both of the Turtle's drive motors. Notice the micro-tip, low wattage soldering iron and 0.020 inch (0.05 cm) diameter solder being used. All too frequently electronic kits are damaged during assembly by the use of high wattage soldering tools which damage the heat sensitive foil and apply too much solder. An excess of solder can short out both the closely spaced component pads and the circuit paths with solder bridges. Once the soldering has been



Photo 4: Soldering the installed components.




Photo 5: Inspecting the assembled components.



SSM "BLUE BOARDS"

# The Standard of Value



CB1 8080 CPU Board

If you're looking for outstanding value in S-100 boards you can't afford to overlook the "Blue Boards" from SSM. The best combination of design, quality and price available anywhere. Innovative designs that feature versatility and reliable performance. Quality backed by a strong warranty. And prices that won't let you down.

But value goes beyond the boards themselves. It's reflected in the company that stands behind them. And SSM has been known for unparalleled customer service since the beginning of the personal computing industry.

With one of the broadest product lines in the S-100 marketplace, it's likely that SSM has the board you need. So, if you're looking for value, ask for the "Blue Boards." They're available at over 150 computer stores nationwide and abroad.

Available assembled or as kits.



Our product line includes CPU, Video, I/O, RAM, EPROM, EPROM Programmer, Music, Prototyping, Terminator, Extender and Mother boards.

Send for our free brochure and find out why SSM has become the favorite of discerning Hobbyists and OEMs.



2116 Walsh Avenue  
Santa Clara, CA 95050 (408) 246-2707

We used to be Solid State Music. We still make the blue boards.

finished, it is wise to recheck the placement of the components, just to be doubly sure.

Care must be exercised to keep the tabs on the Darlington transistors from touching one another. A small piece of plastic tape on each tab will save the transistor should the tabs accidentally be brought together while under power. Photo 5 shows the final inspection of the assembly of components onto the printed circuit board. Photo 6 shows the completed circuit board.

Figure 2 provides the circuit schematic for the control of the Turtle's left and right motors and the internal ball point pen. The pen is lowered by a 12 V solenoid upon command from the computer. Figure 3

shows the schematic for shell touch sensors, lights, and sound control. The figure also shows the power attachment points for the operation of the Turtle's electronics and motors. A 12 V, 3 A power source is required for the best performance. The Turtle can operate, however, with a power source of 1 A capacity if the 3 A source is not available. The Turtle illustrated in this article was powered by a 4 A regulated power supply.

Photo 7 shows the final assembly of the printed circuit board onto the motor housing. The most difficult part of the entire assembly was forcing the rubber tires onto the wheels. It is almost impossible to do this




Photo 6: The completed board, showing the uncluttered layout.






*Photo 7: The printed circuit board, shown attached to the Turtle's motor drive housing.*

by yourself — a second set of hands will be needed to mount the rubber tire onto the wheel. Photo 8 shows the assembled Turtle minus its sensor shell and the two power supplies used for testing without the use of a microcomputer. The Turtle is controlled with a TTL (transistor-transistor logic) voltage of 0 V and +2 V. This may cause some problems for parallel interfaces that function between 0 V and +5 V. The higher voltages can damage the 2N2222 Darlington tran-

*Text continued on page 84*



*Photo 8: The completed Turtle, connected to a power supply for testing.*

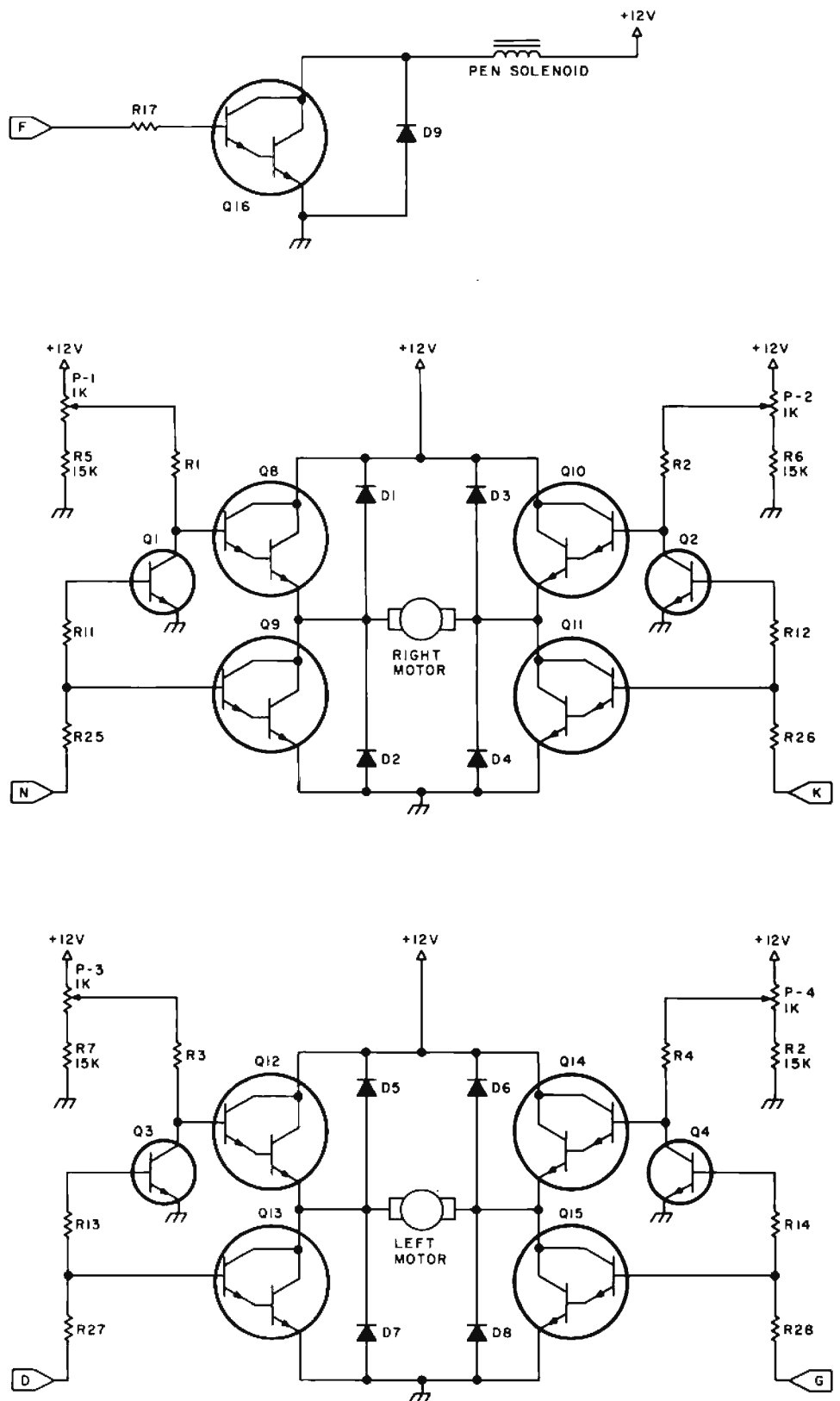


Figure 2: Schematic of the Turtle's motor control and pen control circuitry.



# FUN & GAMES



# PLUS SERIOUS SYSTEM SOFTWARE



## AT YOUR COMPUTER RETAILER NOW

TRS-80, Apple II, Sorcerer, SOL and Southwest Tech 6800 owners: get more out of your personal computer.

Get into action with G2 Bullseye!, Sea Battle, Confrontation and Attack!

Sharpen your analytical abilities with G2's Outwit I, Outwit II and Mind Bender.

Take a chance with G2's Beat the House. Check out your health with Clinic.

And enjoy the challenging experience of two new G2 computer simulations: The Market and Wildcatting.

Or get serious with three powerful new languages. Level III Basic for the TRS-80. Extended Basic for the SOL. And Standard Basic for the Southwest Tech 6800. All written by Microsoft—the Basic wizards. Exclusively from G2.

Our software has more so your computer does more. Great programming. Highest quality cassette. The most comprehensive instruction manual available. Plus source listing print-out of every application program in Basic. You can learn how the programs were written. We even encourage you to do your own re-programming to improve your skills!

G2 software is available from computer retailers nationwide. If your local retailer doesn't have it, ask him to become a G2 dealer by calling us toll free: (800) 538-8540 (U.S.A.) or (800) 672-8691 (California).

## THE REASON YOU BOUGHT YOUR COMPUTER.



**GRT** CORPORATION  
A Product of GRT Corporation  
Consumer Computer Group  
1286 North Lawrence Station Road, Sunnyvale, California 94086-4087 / 415-991-0100

Circle 151 on inquiry card.

**Anadex Domestic Representatives:**

**Barnhill Two, Inc.**

Richardson, Texas  
(214) 231-2573  
Houston, Texas  
(713) 688-9971  
Austin, Texas  
(512) 451-0217

**Barnhill Three, Inc.**

Denver, Colorado  
(303) 750-1222  
Scottsdale, Arizona  
(602) 947-7841  
Albuquerque, New Mexico  
(505) 299-7658  
Salt Lake City, Utah  
(801) 484-4496

**Basic Systems, Inc.**

Inglewood, California  
(213) 673-4300  
San Diego, California  
(714) 279-9641

**Carter, McCormic & Perice, Inc.**

Farmington, Michigan  
(313) 477-7700  
Dayton, Ohio  
(513) 222-7700  
Cleveland, Ohio  
(216) 779-5100  
Monroeville, Pennsylvania  
(412) 372-4415

**Currie, Peak & Frazier, Inc.**

Orlando, Florida  
(305) 855-0843  
Huntsville, Alabama  
(205) 536-5650  
Greensboro, North Carolina  
(919) 273-3040

**Rush S. Drake Associates, Inc.**

Seattle, Washington  
(206) 763-2755  
Portland, Oregon  
(503) 224-3145

**Electronic Marketing Associates**

Rockville, Maryland  
(301) 881-5300  
King of Prussia, Pennsylvania  
(215) 265-1600

**Pat Jenks Associates**

Hamden, Connecticut  
(203) 281-0810  
Wakefield, Massachusetts  
(617) 246-1590

**Ossman Instruments, Inc.**

East Syracuse, New York  
(315) 437-6666  
Rochester, New York  
(716) 473-5720  
Vestal, New York  
(607) 785-9947

**Pivan Engineering Company**

Chicago, Illinois  
(312) 539-4838  
Saint Louis, Missouri  
(314) 567-3636  
Shawnee Mission, Kansas  
(913) 722-1030  
Indianapolis, Indiana  
(317) 253-1681  
Minneapolis, Minnesota  
(612) 835-3060  
Brookfield, Wisconsin  
(414) 786-1940  
Cedar Rapids, Iowa  
(319) 377-9434

**Jay Stone & Associates**

Los Altos, California  
(415) 948-4563

**Technical Marketing Associates**

Fort Lee, New Jersey  
(201) 224-6911

Circle 7 on inquiry card.

**SHELL TOUCH CONTROL**

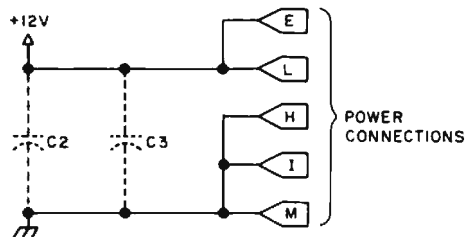
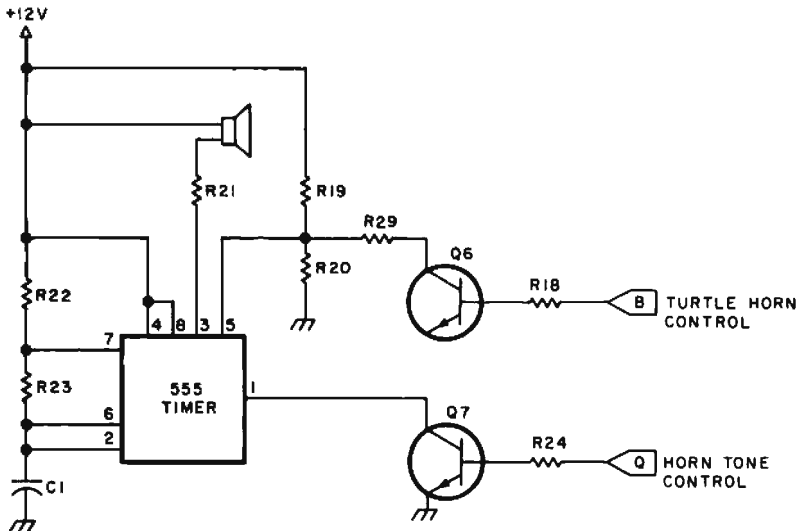
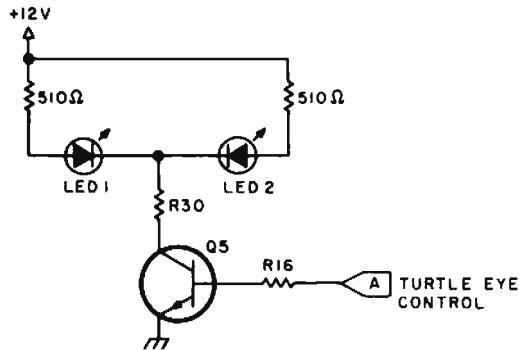
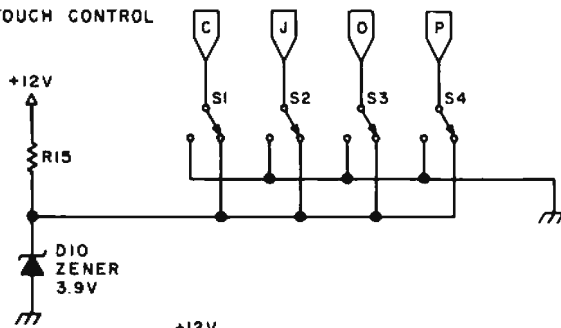


Figure 3: Schematic of the Turtle's touch sensor, lights, and horn control circuitry.



# The Anadex 80 Column Printer.

**First check  
the specs.  
Then check  
the price.**

Our new 80-column dot matrix line printer – the DP-8000 – combines high performance and operating convenience with a low price that's worth checking into.

**Check Performance**

The DP-8000 features a precision engineered, heavy duty printing mechanism that can print the complete 96 ASCII character set, bi-directionally, at 84 LPM.

**Check the Interface**

Included at no extra cost, are two input connectors (see photo) that provide three basic ASCII compatible interfaces: EIA Std. RS232C, for interfacing at up to 96000 Baud with most mini-computers and modems; the 20/60 ma current drive mode required by Teletype® ASR33-35 printers; and the parallel-bit,



serial character synchronous Centronics compatible interface.

The DP-8000 includes 12 lines of internal FIFO buffer storage and can accept data continuously or in bursts. Optionally, increased buffer storage of 2048 characters can be supplied for CRT dump and similar applications.

**Check Printer Quality**

A 9 x 7 character font provides virtually half-dot resolution for clean crisp print quality on the original plus three copies.

Precise paper positioning is ensured by a

sprocket-feed paper advance, user-programmable Top of Form control, and up to 8 vertical tab positions.



**Check Convenience**

For operating ease, the DP-8000 accepts paper through the rear or bottom of the unit, provides programmable Skip Over Perforation control, and Out of Paper indication and logic signal.

**Check the low Price**

The best news is the price. A complete DP-8000 is unit-priced at under \$1000, with substantial discounts in larger quantities.

Once you've checked out the performance and price, we think you'll agree that the DP-8000 is definitely worth checking into.

 **Anadex**

ANADEx, INC. • 9825 DeSoto Avenue • Chatsworth, CA 91311, U.S.A. • Tel: 213/998-8010 • TWX 910-494-2761

ANADEx, LTD. • Dorna House, Guildford Road • West End, Woking, Surrey GU24 9PW, England • Tel: Chobham (09905) 6333 • Telex: 858762 ANADEx G



*Photo 9: The Turtle with shell attached as a final assembly step.*

*Text continued from page 79:*  
sistor driver. Photo 9 shows the attachment of the plastic Turtle shell.

Does the Turtle work? Yes it does, even with a makeshift computer keyboard temporarily substituting for the parallel interface of our computer. The students studied the keyboard's ASCII code and developed a list of keys necessary to command the Turtle's movements, lights, and horn. The Turtle will go under full computer control as soon as an expansion interface can be acquired for our TRS-80 microcomputer.

Those wishing to investigate the Turtle kit, its capabilities, and its cost may obtain

full details by writing to:

Terrapin Inc  
33 Edinborough St Sixth Floor  
Boston MA 02111  
Attention: David L McClees, President

In addition, the following address is furnished for those wishing additional information on the application of robots:

United States Robotics Society  
Box 26484  
Albuquerque NM 87125  
Attention: Glenn R Norris, President ■



**Color.** VP-590 add-on Color Board allows program control of 8 brilliant colors for graphics, color games. Plus 4 selectable background colors. Includes sockets for 2 auxiliary keypads (VP-580). \$69\*

**Sound.** VP-595 Simple Sound Board provides 256 tone frequencies. Great for supplementing graphics with sound effects or music. Set tone and duration with easy instructions. \$24\*

**Music.** VP-550 Super Sound Board turns your VIP into a music synthesizer. 2 sound channels. Program control of frequency, time and amplitude envelope (voice) independently in each channel. Program directly from sheet music! Sync provision for controlling multiple VIPs, multitrack recording or other synthesizers. \$49\*

**Memory.** VP-570 RAM Expansion Board adds 4K bytes of memory. Jumper locates RAM in any 4K block of up to 32K of memory. On-board memory protect switch. \$95\*

**EPROM Programmer.** VP-565 EPROM Programmer Board comes complete with software to program, copy and verify 5-volt 2716 EPROMs—comparable to units costing much more than the VP-565 and VIP put together! Programming voltages generated on board. ZIF PROM socket included. \$99\*

**EPROM Interface.** VP-560 EPROM Interface Board locates two 5-volt 2716 EPROMs (4K bytes total) anywhere in 32K of memory. VIP RAM can be re-allocated. \$34\*

**ASCII Keyboard.\*\*** Fully encoded, 128-character ASCII encoded alpha-numeric keyboard. 58 light touch keys including 2 user defined keys! Selectable upper and lower case. Handsomely styled. Under \$50\*

**Tiny BASIC\*\*** VP-700 Expanded Tiny BASIC Board puts this high-level language on your VIP. BASIC stored in 4K of ROM. Ready for immediate use—no loading necessary. This expanded BASIC includes the standard Tiny BASIC commands plus 12 additional—including color and sound control! Requires external ASCII encoded alpha-numeric keyboard. \$39\*

**Auxiliary Keypads.** Program your VIP for 2-player interaction games! 16-key keypad VP-580 with cable (\$15\*) connects to sockets provided on VP-590 Color Board or VP 585 Keyboard Interface Card (\$10\*).



# COSMAC VIP lets you add computer power a board at a time.

With these new easy-to-buy options, the versatile RCA COSMAC VIP (CDP18S711) means even more excitement. More challenges in graphics, games and control functions. For everyone, from youngster to serious hobbyist. And the basic VIP computer system starts at just \$249\* assembled and ready to operate.

## Simple but powerful—not just a toy.

Built around an RCA COSMAC micro-processor, the VIP includes 2K of RAM. ROM monitor. Audio tone with a built-in speaker. Plus 8-bit input and 8-bit output port to interface relays, sensors or other peripherals. It's

Circle 322 on inquiry card.



easy to program and operate. Powerful CHIP-8 interpretive language gets you into programming the first evening. Complete documentation provided.

## Take the first step now.

Check your local computer store or electronics parts house. Or contact

RCA VIP Marketing, New Holland Avenue, Lancaster, PA 17604. Phone (717) 291-5848.

\*Suggested retail price. CDP18S711 does not include video monitor or cassette recorder.

\*\*Available 1st Quarter, 1979  
See the RCA VIP at the 3rd Annual National Small Computer Show at the New York Coliseum, August 23-26, booth 4211.

The fun way into computers.



Few people have ever had the experience of attempting to trace their way through a real maze, so I'm going to ask you to settle back and allow your imagination plenty of freedom.

The absolute darkness surrounding you is barely broken by the candle you carry in your hand. You see enough to know that you are in a featureless corridor, but how far it extends, you can only guess. Somewhere within this maze is a massive gold plate. If you can find this plate, it will become yours and you will be removed to safety.

You are allowed to leave any kind of signs you wish to mark your trail. You know that any corridor you are in will eventually come to a dead end, but it may have any number of similar corridors branching off it. The overall dimensions of the maze are such that the average person could explore it in its entirety before becoming exhausted, if he or she didn't waste a lot of time and energy going in circles.

## The Beginning

Years ago I read a brief article about a mechanical mouse that could find its way through simple mazes. Embedded within the walls of the mazes were a number of switches which served as sensors for the brain. The brain was a collection of relays whose points and coils functioned as a large switching network. By trial and error, this mass of hardware could direct the mouse through the maze until it reached the exit.

Over the years, I kept this idea in the back of my mind. I was interested in building such a maze, but the cost and complexity of the project were greater than the potential satisfaction. After I purchased my personal computer, these obstacles disappeared. If I was willing to accept a computer simulation of this project, I could fulfill my dream at no extra expense.

I would need to write a program, of course, but I felt that this would be an easier task than designing and building

David E Stanfield  
3408 Catalina Dr  
Atlanta GA 30341

# My Computer

What follows is the story of how I created a program that would allow my computer to run through mazes similar to the one I've just described. I've included a general description of how the program operates, instructions for using it, and a complete listing of the program.

I regret that I am unable to give you a motion picture of this program in operation. The best I can do is to explain that I first create a maze as simple or complex as I wish on the screen of my video display. I have the cursor operating in its optional nonblinking mode and it therefore appears to be a solid rectangle. As soon as I turn control over to the program, it begins to maneuver the cursor in and out of the various pathways of the maze. The cursor will dodge up and down, back and forth until it eventually finds its goal. The sight of this mad little cursor zooming around the walls of the maze is absolutely fascinating.

Even if you don't intend to get this program up and running, I invite you to come along and explore some areas I found to be quite interesting.

a complete hardware project. As I began to consider what features to include in my program, I came to realize that in several respects, the computer simulation would be superior to the real thing. One important difference was that I could have a maze of greater complexity than would have been feasible with a mechanical version.

Another advantage was the ease with which new mazes could be prepared. Watching repeated runs through the same maze would eventually get monotonous. The choice between shifting and aligning plywood panels or pushing a few keys was no contest. Finally, my entire computer system fits neatly on a small desk. The maze I had visualized making was about the size of my living room.

For several weeks I spent much of my spare time considering various ideas for the program. This allowed me the opportunity to explore a wide range of possible features without having to do any actual programming. Gradually, I evolved a straightforward set of goals that I felt would provide an interesting simulation, but would

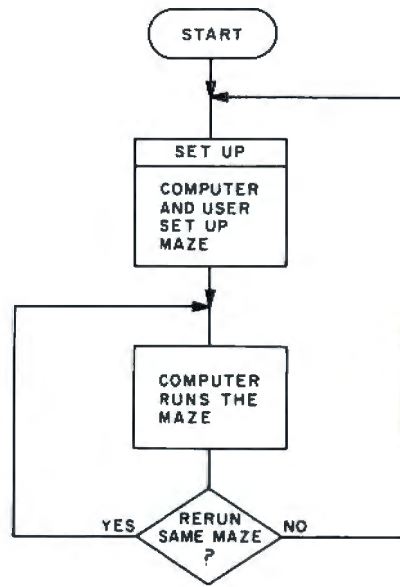


not be beyond my capability as a programmer.

With these basic goals in mind, I sat down and drew up the simple flowchart you see in figure 1. In graphic form, it indicates that the first function of the program is to assist the user in creating the maze. Once the maze has been prepared, the computer will run the maze until it reaches its goal. At this point, the user can run the same maze again or prepare a new one.

A tremendous number of details had yet to be worked out, but this diagram gave me a secure starting point. Before I could proceed any further I had to make a major decision. From a practical standpoint, designing the program to print out successive sets of coordinates for its moves seemed to be fairly simple. This would mean, however, that the user would have to manually move a marker around on a diagram of the maze. My decision to display the maze on the video display and let the computer move the cursor through the maze increased my work, but made the program far more interesting.

Figure 1: Flowchart of three phases of the maze running program.



# Runs Mazes

## Program

If you will take a few moments to study figure 2, you will discover that it is really an expanded version of the first block in figure 1. The series of tasks outlined in figure 2 must be performed by the computer and the user in order to set up the maze.

The program begins by having the computer print out a complete list of the commands the user will use to create the maze. After the user indicates his understanding of these commands, the computer issues signals to the display to erase the screen completely. The computer then clears a section of memory that it will later use to remember the maze and the moves through it.

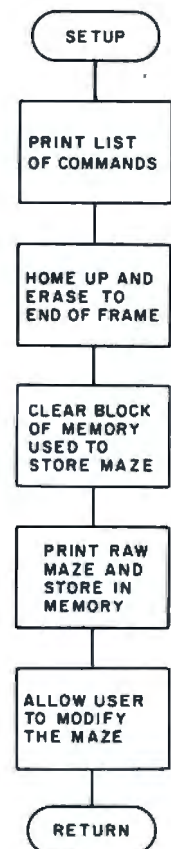
Once the screen and block of memory are cleared, the program prints out a maze and stores a map of it in its special memory. At this point the program allows the user to use a few one letter commands (such as U for up and L for left) to modify the maze. As each command is issued, the

program coordinates the making of changes on the screen and the storing of these changes in its block of memory. Once satisfied with the maze modifications, the user issues a final command to signal this fact to the computer. The program will respond by beginning to run the maze.

## Maze Creation

The following additional information should help to clarify the above remarks. Once I decided to have the maze displayed on the screen, I needed to select a method of *getting* the maze onto the screen. One method would have been to allow the user to draw the maze on a blank screen. By properly positioning the cursor, the user could have printed a series of Xs anywhere that a wall was desired. I felt that this approach would work, but due to the heavy burden it would place upon the user, I selected another method.

Figure 2: Flowchart expansion of setup block from figure 1.







# CAREER OPPORTUNITIES FOR MICROCOMPUTER EXPERTS

One of the largest and fastest growing companies in the microcomputer industry is looking for talented people in all areas of microcomputer development, marketing, sales and support. If you have experience in microcomputing and an interest in one of the areas below:

## **PROGRAMMING:**

Applications software for the home of the future and office of the future.  
Systems software for English parsing, voice recognition and other advanced I/O devices.

## **HARDWARE R/D:**

Microcomputer networking for home and office and advanced I/O devices.

## **MARKETING:**

Presenting advanced concepts to the personal, small business and educational marketplaces.

## **SALES:**

Computer dealer relations.  
New business development.

## **SUPPORT:**

Innovative training approaches for employees, dealers and customers.

Submit your detailed resume in confidence to the Director of Personnel.

## **OHIO SCIENTIFIC**

1333 S. Chillicothe Road • Aurora, Ohio 44202







# "The data from this experiment could affect national defense. That's why we use Scotch® Brand Disk Cartridges."



Ken Bish, Engineer,  
Systems Research Laboratories,  
Inc., Dayton, Ohio

Every Scotch Disk Cartridge is tested and certified error-free before it leaves the factory. Because, for the defense of your data, nothing less than perfection is acceptable.

The disks in Scotch Disk Cartridges are defended by 3M's exclusive CRASHGUARD® protective disk coating. It greatly minimizes the possibility of a head crash, and minimizes the damage, should one occur.

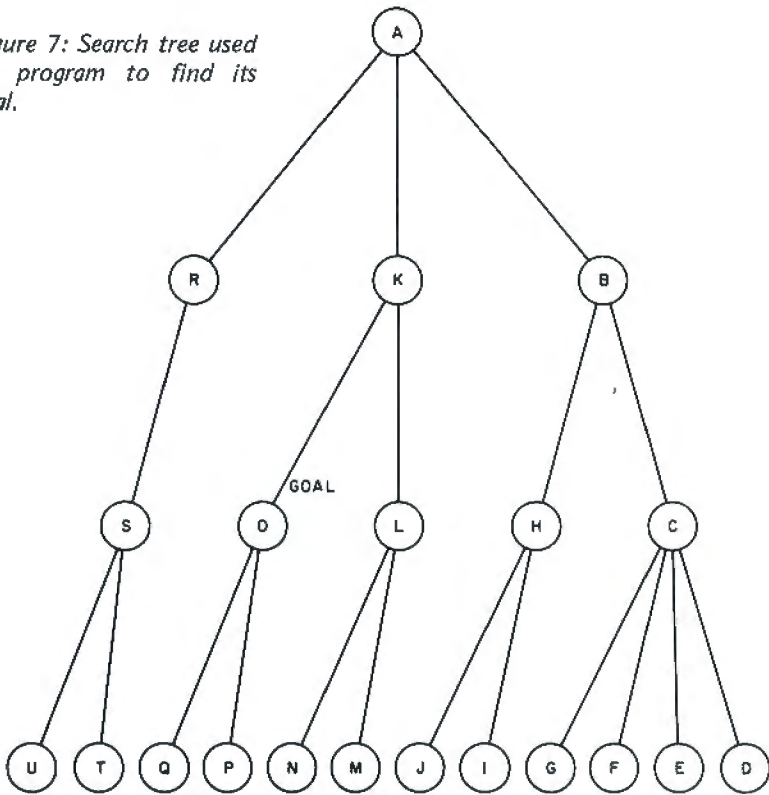
Scotch front-loading Disk Cartridges also feature our exclusive Living Hinge air door, which reduces the possibility of damage to the disk from contact with the air door stop during shipping and handling.

You can get Scotch Disk Cartridges in front or top-loading models. To find out where you can find Scotch Disk Cartridges or virtually any other data recording medium, call toll-free: 800-328-1300. (In Minnesota, call collect: 612-736-9625.) Ask for the Data Recording Products Division.

**If it's worth remembering,  
it's worth Scotch  
Data Recording Products.**



Figure 7: Search tree used by program to find its goal.



it would react to a wall. A third rule is that when the program is retracing previous steps, it will begin exploring new territory as soon as possible.

### Search Details

To make these rules clearer, refer to figure 8. Assume that the computer begins its run at position 1. It will move to the right until it reaches the dead end at position 2. Leaving special signals behind itself in memory, the computer will move back to the left until it encounters the new corridor at position 3. As this is an unexplored passage, it will stop retracing its steps toward position 1 and change direction toward position 4. Once it arrives at position 4, it reverses itself and, again leaving the special dead end signs in memory, backs up until it reaches position 5. Here, the computer decides that it has found another unexplored avenue and begins moving toward position 7. Halfway down this corridor it finds the food at position 6 and, having achieved its goal, stops the search.

In addition to the dead end signs, the computer also marks each path it explores with another signal to indicate that it has been there. Both of these signals are stored in the reserved block of memory to serve as guides in choosing the next move. They do not appear on the video display screen (where they would only cause clutter).

If you refer back to figure 7, you will now be able to understand the strategy that I have employed in this program. The procedure is to start at the top and, after arbitrarily choosing one of the branches, descend along it as far as possible. In this instance, we go from A to D. Unable to continue at D, we back up the minimum possible distance to C, where we encounter three unexplored branches. One at a time, we descend from C to E, F, and G. When exploration of these three branches is complete, we have eliminated everything descending from C. Again, we back up the least possible distance. In this case, we move from C back to B. At B we will descend to explore the paths leading to H, I, and J. Once this sequence has been completed, we back up to A. We have, at this point, thoroughly examined one limb of the tree, and use of the same rules over and over will eventually lead us to the goal.

One last point concerning strategy must be covered. Figure 9 illustrates a normal tree with some abnormal additions: closed circular paths, or loops. These may actually be a true representation of a particular problem. They are not, however, used in

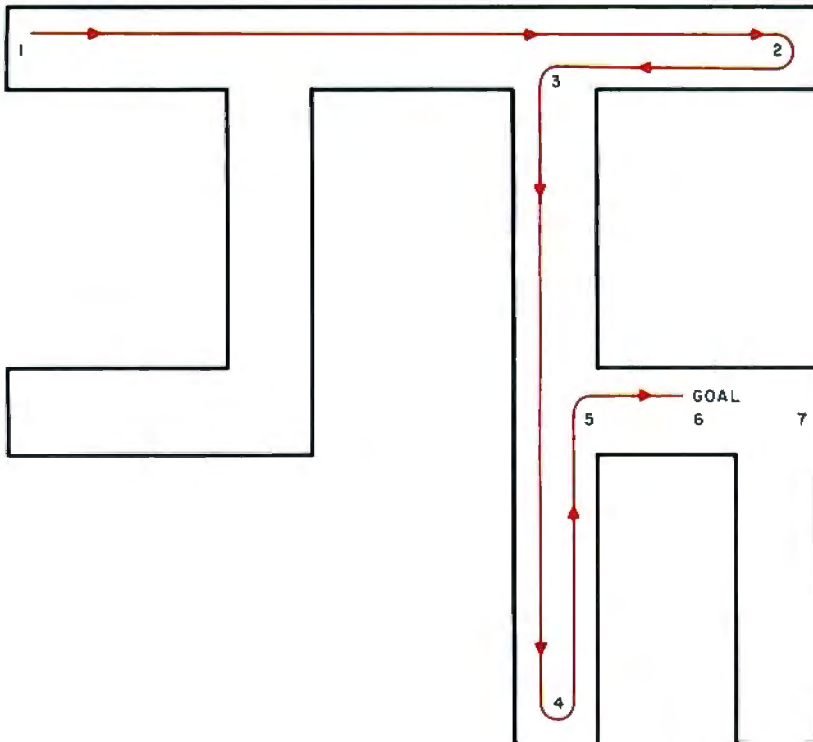


Figure 8: Typical search undertaken by computer. Starting at point 1, the cursor moves right to the dead end at point 2. Marking this position with a special code in memory, the cursor moves left, finding the unexplored corridor at point 3. The cursor changes direction to explore this, until stopped at point 4. Leaving a dead end code, the cursor again reverses, and discovers the new passage at point 5. Changing direction and moving towards point 7, the cursor reaches the "food" at point 6 and stops the search.



classic tree diagrams. Experts in the field of artificial intelligence tend to disapprove of such loops for they can raise havoc with simple search strategies like the one I've been explaining. It is entirely possible to enter one of these loops and, following the rules exactly, remain in the loop indefinitely. This can all be summed up in the following rule: *do not create loops in the mazes you set up for this program to run through.*

Finally, on the matter of loops, figures 10 and 11 are examples of various mazes. Those shown in figure 10 are incorrect because of loops. Those shown in figure 11 are correct.

### Run Completion

Now I am going to briefly describe what happens once the computer completes its run. If it was unable to find the goal (because you forgot to include it or placed it out of reach), the program will tell you that it has no valid moves and will ask if you wish to rerun the same maze.

If you indicate that you would like to rerun the same maze, the computer will clean out all the signs it placed in its special block of memory and jump back to that part of the program which allows the user to modify the maze. It will print out a new maze or change the one on the screen. If you desire to start the next run from a new location or further modify the maze, use the same commands you originally used in setting up the maze. When you are ready to begin the new run, input a start command.

When the program actually finds the goal, it goes through the same general routine as when it has no more moves, with one major difference: instead of reporting that it has no more moves, it states that it has found the goal. Beyond this, everything is the same.

If, in either of the above cases, you indicate to the computer that you do not desire to rerun the same maze, the program will erase everything on the screen, completely clear out the special block of memory, and then print out a new initial maze.

### Minor Points

A few minor details remain of which you should be aware. Foremost among these is the cursor. I decided to use the cursor to explore the maze because it was the easiest way to do the job. The simulation is very effective when the cursor is operated in the solid mode (as opposed to the normal blinking mode). The program will function perfectly with a blinking cursor, but the visual effect is not as pleasing.

*Text continued on page 96*

Figure 9: Search tree containing loop paths, which can cause problems.

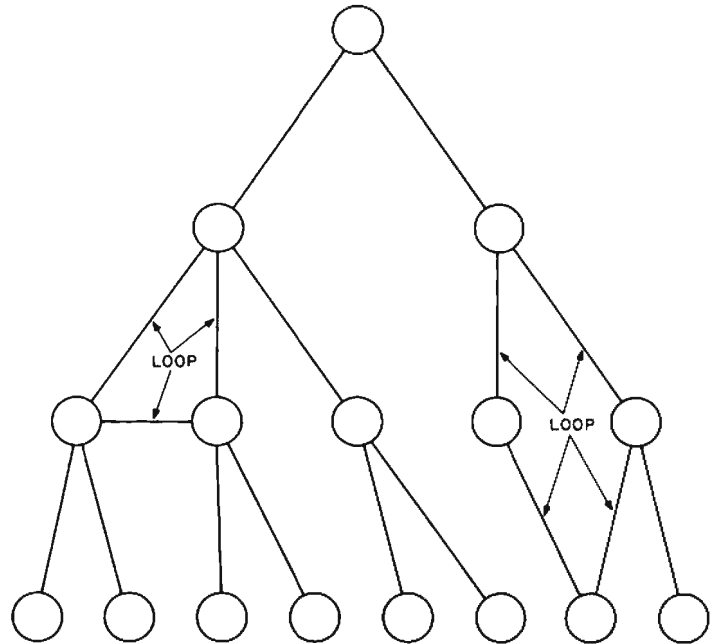


Figure 10: Mazes containing loops. Creation of such mazes is to be avoided.

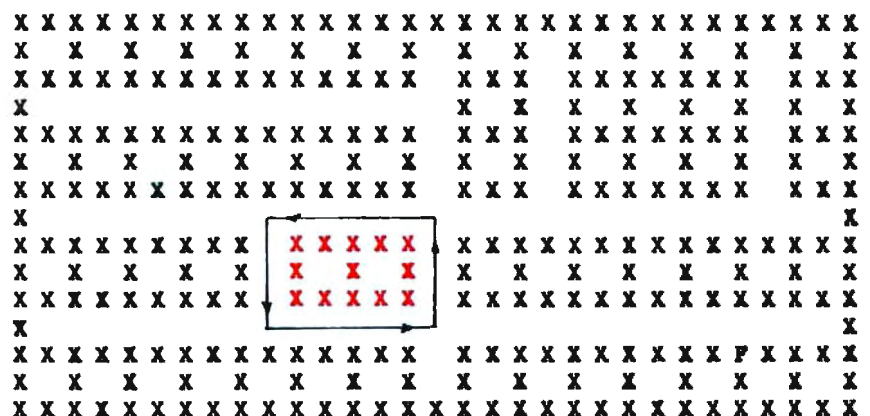



Figure 11: Properly constructed mazes containing no loops.






Photo 1: Time lapse exposure of a complete search of the maze. The camera shutter was left open during the entire time the cursor was traversing the maze. When the cursor retraced its steps, it increased the exposure at that point. Thus, the various shadings indicate in a relative fashion the number of times that the cursor passed a given point. The whitest location is the home position at the upper left corner.



# See Sol<sup>®</sup> at all these fine computer centers

AL: Birmingham: Computer Center, Inc., (205) 942-8567. CA: Costa Mesa: Orange County Computer Center, (714) 646-0221. Los Angeles: Computers Are Fun, (213) 475-0566. Modesto: Computer Magic, (209) 527-5156. Mountain View: Digital Deli, (415) 961-2670. Walnut Creek: MicroSun Computer Center, (415) 933-6252. CO: Boulder: Byte Shop, (303) 444-6550. CT: Bethel: Technology Systems, (203) 748-6856. FL: Ft. Lauderdale: Byte Shop of Ft. Lauderdale, (305) 561-2983. Miami: Byte Shop of Miami, (305) 264-2983. Tampa: MicroComputer Systems Inc., (813) 879-4301. IL: Lombard: Midwest Microcomputer, (312) 495-9889. ID: Boise: Byte Shop Computer Store, (208) 345-3811. IA: Davenport: Memory Bank, (319) 386-3330. KY: Louisville: Martronix Associates, (502) 459-0500. MD: Silver Springs: Computers Etc., (301) 588-3748. Towson: Computers Etc., (301) 296-0520. MA: Waltham: Computer Power, Inc., (617) 890-4440. MO: Florissant: Computer Country, (314) 921-4434. NJ: Cherry Hill: Computer Emporium, (609) 667-7555. Iselin: Computer Mart of New Jersey, (201) 283-0600. NY: Endwell: The Computer Tree, (607) 748-1223. New York: Computer Mart of New York, (212) 686-7923. White Plains: The Computer Corner, (914) 949-3282. NC: Raleigh: Bennett-Stiles Computer, (919) 781-0003. OH: Akron: The Basic Computer Shop, (216) 867-0808. OR: Beaverton: Byte Shop Computer Store, (503) 644-2686. Portland: Byte Shop Computer Store, (503) 223-3496. PA: King of Prussia: Computer Mart of Pennsylvania, (215) 265-2580. RI: Warwick: Computer Power, Inc., (401) 738-4477. TN: Kingsport: Microproducts & Systems, (615) 245-8081. TX: Arlington: Computer Port, (817) 469-1502. Houston: Interactive Computers, (713) 772-5257. Houston: Interactive Computers, (713) 486-0291. Lubbock: Neighborhood Computer Store, (806) 797-1478. Richardson: Micro Store, (214) 231-1096. UT: Salt Lake City: Home Computer Store, (801) 484-6502. VA: McLean: Computer Systems Store, (703) 821-8333. WA: Bellevue: Byte Shop Computer Store, (206) 746-0651. Lynnwood: Byte Shop Computer Store, (206) 775-7436. Seattle: Byte Shop of Seattle, (206) 622-7196. WI: Madison: The Madison Computer Store, (608) 255-5552. Milwaukee: The Milwaukee Computer Store, (414) 445-4280. DC: Washington: Georgetown Computer Emporium, (202) 337-6545. CANADA: London, Ontario: Computer Circuit Ltd., (519) 672-9370. Toronto, Ontario: Computer Mart Ltd., (416) 484-9708. Vancouver, B.C.: Basic Computer Group Ltd., (604) 736-7474. ARGENTINA: Buenos Aires: Basis Sistemas Digitales, 393-5299. AUSTRALIA: Prospect: A.J.F. Systems & Components, Pty. Ltd., 269 1244. Sydney: Automation Statham Pty. Ltd., (02) 709.4144. BELGIUM: Brussels: Computerland, 02/511-34-45. COLOMBIA: Bogota: Video National, 326650. DENMARK: Copenhagen: Peter W. Holm Trading Aps, 01-54366. PHILIPPINES: San Juan: Integrated Computer Systems, Inc., 78-40-71. SPAIN: Barcelona: Interface S.A., (93) 301 7851. UNITED KINGDOM: Essex: The Byte Shop Ltd., 01 554 2177. Huntington: Comart, Ltd., (0480) 74356. VENEZUELA: Los Ruices, Caracas: Componentes Y Circuitos Electronicos TTLCA, 355591.





# Sol<sup>®</sup>. The small computer that won't fence you in.

A lot of semantic nonsense is being tossed around by some of the makers of so-called "personal" computers. To hear them tell it, an investment of a few hundred dollars will give you a computer to run your small business, do financial planning, analyze data in the engineering or scientific lab — and when day is done play games by the hour.

Well, the game part is true. The rest of the claims should be taken with a grain of salt. Only a few personal computers have the capacity to grow and handle meaningful work in a very real sense. And they don't come for peanuts.

## **Remember, there's no free lunch.**

So before you buy any personal computer, consider Sol<sup>®</sup>. It costs more at the start but less in the end. It can grow with your ability to use it. Sol is not cheap. But it's not a delusion either.

Sol small computers are at the very top of the microcomputer

spectrum. They stand up to the capabilities of mini systems costing four times as much.

## **No wonder we call it the serious solution to the small computer question.**

Sol is the small computer system to do the general ledger and the payroll. Solve engineering and scientific problems. Use it for word processing. Program it for computer aided instruction. Use it anywhere you want versatile computer power!

## **Build computer power with our software.**

At Processor Technology we've tailored a group of high-level languages, an assembler and other packages to suit the wide capabilities of our hardware.

Our exclusive Extended BASIC is a fine example. This BASIC features complete matrix functions. It comes on cassette or in a disk version which has random as well as sequential files.

Processor Technology FORTRAN is similar to FORTRAN IV and

has a full set of extensions designed for the "stand alone" computer environment.

Our PILOT is an excellent text oriented language for teachers.

## **Sold and serviced only by the best dealers.**

Sol Systems are sold and serviced by an outstanding group of conveniently located computer stores throughout the U.S. and Canada.

For more information contact your nearest dealer in the adjacent list. Or write Department B, Processor Technology, 7100 Johnson Industrial Drive, Pleasanton, CA 94566. Phone (415) 829-2600.

**In sum, all small computers are not created equal and Sol users know it to their everlasting satisfaction.**

Circle 300 on inquiry card.

**Processor Technology**



### Author's Note:

The program shown in listing 1 uses several routines from the MIKBUG monitor. Other monitors (SWTBUG, Smartbug) designed to be compatible with MIKBUG should work with the program. However, the program will not work with other types of monitor systems.

Be careful not to type an actual control character while setting up the maze. If you do, you must restart the program at hexadecimal location 003D.

Table 1: Control codes used with the Southwest Technical Products Corporation CT-64 video terminal system.

Control Character	Hexadecimal Code	Function
H	08	Back Space
I	09	Forward Space
J	0A	Line Feed
K	0B	Move Up
P	10	Home Up
U	15	Erase End of Line
V	16	Erase End of Frame
M	0D	Carriage Return

Listing 1: Since the original Maze program was hand assembled over several hand written pages, the machine generated object code shown here in MIKBUG format is the only verifiable representation. Spaces on each line make reading easier, but do not enter the spaces into the computer. The last pair of digits on each line is a checksum. The starting address is hexadecimal 003D.

```
S113 0000 6580 6904 6420 2420 A525 6501 4D00 9580 40
S113 0010 2126 6131 63A4 69AC 2D24 2734 EF94 2D2C 5F
S113 0020 FFCA 27FF 92DF 93FF D9FF 9A5F DAF6 DAF6 60
S113 0030 975E 52FB 99DF DAEB D2EB 5ADB DABD 0100 B3
S113 0040 BD02 00BD 020A BD02 18BD 022C BD03 DCBD 09
S113 0050 02E3 BD02 8CBD 0480 BD04 9ABD 0500 7E00 90
S113 0060 58BD BFDE 09C0 8A5F 92FF 9ACF 9DEA 15D2 C0
S113 0070 9ACA CADB 1AC3 D9D7 12CF 9AFA 9ABB 9157 34
S113 0080 7386 64C0 4635 65A3 6CA5 6724 6537 4401 4F
S113 0090 6131 6127 672D 2C2F 6DB6 6785 2520 27A5 33
S113 00A0 9F5B B24B 8ADA 92D3 C85A BAE8 00DB D8DE 37
S113 00B0 88F9 985B 90EA E0EA D0EE 984A 181B C057 9A
S113 00C0 5136 4085 61F5 653F 6DA4 2537 652C 7EAC BE
S113 00D0 B585 7523 6737 6525 9D25 75B8 2F35 25F9 B1
S113 00E0 8708 D2D2 1FF4 AB59 905D 80D1 19C9 800A 18
S113 00F0 82CA 8A4F 98D8 1859 82C0 1A46 82BD 0200 13
S113 0100 CE01 0ABD E07E BDE1 AC39 1016 434F 4D4D 22
S113 0110 414E 4453 0A0A 0D52 2D4D 4F56 4520 5249 23
S113 0120 4748 540A 0D4C 2D4D 4F56 4520 4C45 4654 D6
```

Listing 1 continued on page 98

Text continued from page 93:

While I was developing the program, I found it desirable to include a delay routine to slow the speed at which the cursor runs through the maze. This delay is used whenever the program is exploring new territory. It greatly increases the impression that the computer is carefully considering each move. The amount of delay can be varied by changing the contents of one location in memory. The specific address is hexadecimal 06BE. You may use any value between 01 and FF. The maximum amount of delay is about one second, which occurs when location 06BE is set to FF. As the value stored in 06BE is decreased, the amount of delay is reduced until, with a value of 01, it is almost unnoticeable.

### Hardware Dependence

One final important topic is the configuration of my system. This program is designed around that configuration, and any other could cause problems. Most 6800 system owners should not have any difficulty but, to be on the safe side, I'll go over the details quickly.


First, my terminal system is set up to print 32 characters on each line and 16 lines on each page. When I run this program I operate my terminal in the page mode. Table 1 describes all the control characters used by my system to move the cursor around and to erase the screen. The terminal is set to upper case operations.

### Loading the Program

The program (listing 1 is in the MIKBUG tape format) is ready for hand entry. To begin entry, assuming that you are under MIKBUG control, type an L (load) and enter each line exactly as it appears. If you make a mistake, the checksum error detection feature of MIKBUG will catch it and cause the terminal to print a question mark. In order to proceed, again enter an L command and retype the line in question.



WE SURE DO ALICE. BESIDES OUR OWN EXTENSIVE LINE, WE CARRY SOFTWARE FROM PERSONAL SOFTWARE, SMALL SYSTEM SOFTWARE, SO-US, CREATIVE COMPUTING, MICROSOFT, TRS-80 SOFTWARE EXCHANGE, SO TAPE, CIRCLE ENTERPRISES AND MANY OTHER SOFTWARE PUBLISHERS.



# MAD HATTER SOFTWARE

PROGRAM	DESCRIPTION	APPLE		PET	PRICE
		TRS-80	L1/2 L2		
GALACTIC BLOCKADE RUNNER	• AN EXCITING SPACE WAR GAME WITH GRAPHICS	•	•	•	\$ 9.95
SCI-FI GAME SAMPLER	• 3 GAMES—LUNAR LANDER—STAR MONSTER—SPACE BATTLE	•	•	•	\$ 7.95
R/T LUNAR LANDER	• A REAL TIME LUNAR LANDER WITH GRAPHICS	•	•	•	\$ 7.95
MICRO-TEXT EDITOR	• FORMAT TEXT—SAVE & LOAD TO TAPE—OUTPUT TO PRINTER	•	•	•	\$ 9.95
OTHELLO III	• A STRATEGY BOARD GAME—PLAY AGAINST COMPUTER OR OTHERS	•	•	•	\$ 7.95
AIR RAID	• A REAL TIME, ARCADE TYPE SHOOTING GAME IN MACH. LANG.	•	•	•	\$ 14.95
MICRO-CHESS	• PLAY CHESS WITH YOUR COMPUTER—VARIOUS LEVELS OF DIFF.	•	•	•	\$ 19.95
BRIDGE CHALLENGER	• DON'T WAIT FOR OTHERS TO PLAY—YOUR COMPUTER'S READY	•	•	•	\$ 14.95
APPLE 21	• BLACKJACK WITH HIRES GRAPHICS	•	•	•	\$ 9.95
STAR WARS/SPACE MAZE	• SCI-FI GAMES FOR THE APPLE	•	•	•	\$ 12.95
RENUMBER	• RENUMBER YOUR BASIC PROGRAMS—RENUMBERS EVERYTHING	•	•	•	\$ 14.95
DISK RENUMBER	• SAME AS ABOVE, BUT ON DISK	•	•	•	\$ 19.95
PILOT 2.0	• THE EDUCATIONAL LANGUAGE. IN MACH. LANG.—INC. EDITOR	•	•	•	\$ 14.95
PILOT 3.0	• THE DISK VERSION OF THE ABOVE	•	•	•	\$ 24.95
APPLE TALKER	• YOUR APPLE SPEAKS! NO NEW HARDWARE REQUIRED	•	•	•	\$ 15.95
APPLE LIS'NER	• SPEECH RECOGNITION THE EASY WAY—GREAT WITH THE TALKER	•	•	•	\$ 19.95
TIC-TAC-TALKER	• TIC-TAC-TOE USING SPEECH SYNTHESIS AND RECOGNITION	•	•	•	\$ 19.95
FORTRAN	• FOR THE TRS-80—SEE MICROSOFT'S ADS	•	•	•	\$325.00
SYSCOP	• MAKE BACKUP TRS-80 SYSTEM TAPES THE EASY WAY	•	•	•	\$ 9.95
ANDROID NIM-2	• GAME OF NIM WITH ANIMATED ROBOTS AND SOUND	•	•	•	\$ 14.95
SNAKE EGG	• A BETTING GAME WITH ANIMATED SNAKES AND SOUND	•	•	•	\$ 14.95
LIFE 2	• 100 GEN. PER MIN. LIFE & BATTLE OF LIFE W/ANIMATION & SOUND	•	•	•	\$ 14.95
DCV-1	• PUT SYSTEM TAPES ON DISK EVEN IF IN SAME MEM AS DOS	•	•	•	\$ 9.95
MUSIC MASTER	• ENTER SHEET MUSIC—THE TRS-80 THEN COMPILES & PLAYS IT	•	•	•	\$ 14.95
DISK MUSIC MASTER	• SAME AS ABOVE BUT ON DISK W/MANY SELECTIONS	•	•	•	\$ 24.95
TRS-80 CP/M	• OPENS UP THE WHOLE WORLD OF CP/M SOFTWARE TO THE TRS-80	•	•	•	\$150.00
PET ASTROLOGY	• DOES ALL THE COMPUTATIONS FOR YOU	•	•	•	\$ 14.95
PERSONAL FINANCE PKG.	• KEEPS TRACK OF CHECKS, BUDGET, COMPUTES INTEREST	•	•	•	\$ 9.95
TRS-80 DISK LIB. "A"	• 9 PROGRAMS ON DISK—INC. BLOC. RON, OTHELLO ETC.	•	•	•	\$ 39.95
BUSINESS AND APPLICATION SOFTWARE—CALL OR WRITE FOR DETAILS					\$ 94.95
16K MEMORY UPGRADE FOR TRS-80, APPLE & SORCERER COMPUTERS					10/\$ 10.00
C-10 HIGH QUALITY DATA CASSETTES W/SCREW HOUSINGS					10/\$ 34.95
VERBATUM 5-1/2 INCH BLANK DISKETTES					

10% OFF IF YOU ORDER 3 SOFTWARE PACKAGES OR MORE SEND FOR FREE CATALOG—GIVE TYPE OF COMPUTER

### AVAILABLE FROM THESE FINE MICRO COMPUTER DEALERS

J&J ELECTRONICS LTD 28 COLLINGTON AVE. BEXHILL-ON-SEA, E. SUSSEX, ENG.	HOBBY WORLD ELECTRONICS 19335 BUSINESS CENTER DR. #6 NORTHBRIDGE CA 91334	CAPITOL COMPUTER SYSTEMS 3396 EL CAMINO AVE SACRAMENTO CA 95821	COMPUTER CABLEVISION, INC 2617 42ND ST. NW #2 WASHINGTON DC 20007
COMPUTER VILLAGE 931 SW 87TH AVE. MIAMI FL 33174	AUGUST AUTOMATION 28 MILK ST WESTBORO MA 01581	TRS-80 SOFTWARE EXCHANGE 17 BRIARCLIFF DR. MILFORD NH 03055	KENNEDY SYSTEMS 74 BROAD ST. LYNDONVILLE VT 05451
L. C. SALES 100 HINCHAY AVE. #705 OTTAWA, ONT., CAN. K1V4L9	THE CPU SHOP 39 PLEASANT ST. CHARLESTOWN MA 02129	OP AMP TECH BOOKS 1033 N SYCAMORE AVE. LOS ANGELES CA 90036	ADVANCED COMPUTER PRODUCTS 13108 E EDINGER SANTA ANA CA 92705



TO ORDER BY PHONE OR FOR DEALER INFO—CALL—(617) 682-8131  
ADD 75c SHIPPING & HANDLING • MASS. RESIDENTS ADD 5% SALES TAX  
MAD HATTER SOFTWARE • 900b SALEM RD • DRACUT, MA 01826



```

S113 0130 0A0D 552D 4D4F 5645 2055 500A 0D44 2D4D 51
S113 0140 4F56 4520 444F 574E 0A0A 0D45 2D45 5241 FE
S113 0150 5345 2041 4E20 580D 0A43 2D43 4152 5249 E4
S113 0160 4147 4520 5245 5455 524E 0A0D 482D 484F 9B
S113 0170 4D45 2055 500D 0A46 2D52 4550 4C41 4345 9E
S113 0180 2041 4E20 5820 5749 5448 2041 4E20 460D C6
S113 0190 0A53 2D53 5441 5254 0D0A 0A55 5345 2041 D4
S113 01A0 424F 5645 2043 4F4D 4D41 4E44 5320 544F EA
S113 01B0 2050 5245 5041 5245 0D0A 4D41 5A45 2041 67
S113 01C0 4E44 2053 5441 5254 2052 534E 2E20 5748 E9
S113 01D0 454E 2052 4541 4459 0D0A 544F 2050 524F 28
S113 01E0 4345 4544 2C20 5459 5045 2041 4E59 204C F8
S113 01F0 4554 5445 522E 2004 0000 0000 0000 0000 25
S113 0200 CE02 06BD E07E 3910 1604 CE08 008C 0A00 2A
S113 0210 2705 6F00 0820 F639 CE02 28BD E07E CE08 FF
S113 0220 2086 08B7 0227 3900 1016 0A04 BD02 467A 50
S113 0230 0227 7D02 2727 05BD 026B 20F0 CE02 43BD B5
S113 0240 E07E 3910 0A04 861E B702 6A86 58A7 00BD EC
S113 0250 E1D1 7D02 6A27 0608 7A02 6A20 EE08 0886 40
S113 0260 0ABD E1D1 860D BDE1 D139 0086 10B7 026A 1D
S113 0270 8658 A700 BDE1 D108 8620 A700 BDE1 D108 BA
S113 0280 7A02 6A7D 026A 2702 20E6 0139 BD02 E781 0B
S113 0290 5527 2581 4427 2481 4C27 2381 5227 2281 F5
S113 02A0 4827 2181 4327 2081 4527 1F81 4627 1E81 16
S113 02B0 5327 1DBD 02D3 20D4 7E03 8F7E 035C 7E03 AF
S113 02C0 257E 0308 7E02 FC7E 0342 7E04 087E 03C2 70
S113 02D0 7E02 F886 08BD E1D1 A600 BDE1 D186 08BD 45
S113 02E0 E1D1 39CE 0820 39BD E1AC 85E0 2701 39BD 23
S113 02F0 0200 BD02 0A7E E0E3 BD02 D339 BD02 D3BD D4
S113 0300 023C BD02 E37E 028C BD02 D3FF 0323 7C03 C7
S113 0310 24B6 0324 841F 881F 2706 8609 BDE1 D108 5B
S113 0320 7E02 8C00 00BD 02D3 FF03 407A 0341 B603 72
S113 0330 4184 1F88 1F27 0686 08BD E1D1 097E 028C EF
S113 0340 0000 BD02 D3FF 035A B603 5B85 1F27 0309 D0
S113 0350 20F3 860D BDE1 D17E 028C 0000 BD02 D3FF E7
S113 0360 038C B603 8C81 0927 1886 20B7 038E 7D03 7E
S113 0370 8E27 0608 7A03 8E20 F586 0ABD E1D1 7E02 17
S113 0380 8CB6 038D 84E0 88E0 27F4 20DD 0000 00BD F6
S113 0390 02D3 FF03 BFB6 03BF 8108 2718 8620 B703 23
S113 03A0 C17D 03C1 2706 097A 03C1 20F5 860B BDE1 8F
S113 03B0 D17E 028C B603 C084 E088 2027 F420 DD00 BF
S113 03C0 0000 BD02 D3A6 0081 5827 037E 028C 8646 16
S113 03D0 A700 BDE1 D186 08BD E1D1 20EF 86FF B708 B3
S113 03E0 7FB7 08BF B708 FFB7 093F B709 7FB7 09BF 91
S113 03F0 8611 B708 5FB7 089F B708 DFB7 091F B709 A9
S113 0400 5FB7 099F B709 DF39 BD02 D3A6 0081 5827 1A
S113 0410 037E 028C FF04 347C 0435 B604 3584 1F88 C3
S113 0420 1F27 EFFF 0434 7A04 35B6 0435 841F 881F 71
S113 0430 27DF 2002 0000 FF04 34B6 0434 8108 270B B0
S113 0440 B604 3584 E088 E027 C820 09B6 0435 84E0 82
S113 0450 8820 27BD FF04 34A6 0081 1127 0781 FF27 C8
S113 0460 1308 20F3 FE04 3486 20A7 00BD E1D1 BD02 A9
S113 0470 D37E 028C FE04 34B6 0435 8401 27F3 20E7 CE
S113 0480 A600 8120 270C 0101 01CE 0495 BDE0 7ECE 9B

```

I've never seen documentation covering the types of errors the MIKBUG error detection feature will catch, so I purposely made a number of different errors and can report that all were detected. I entered incorrect digits, tried nonhexadecimal characters, rearranged the placement of correct digits and entered the address incorrectly. While I can't guarantee absolute reliability in error detection, I can say that I've entered many programs by hand using this method, and to the best of my knowledge every entry error that I made was caught.

As you successfully enter each line, it is stored in memory. Should you be unable to complete the loading of the entire program in one sitting you may use the tape dump feature of MIKBUG to store what you have entered on cassette or paper tape. At the beginning of your next session, load the tape back into memory and begin hand loading at the point you left off previously.

Eventually you will have the entire program in memory. Before you do anything else, I suggest that you generate a tape of the program. Once that is done, prepare your terminal system to use the program. Set it in the page mode, for upper case operation, with the cursor in a nonblinking mode. The hexadecimal starting address is 003D. Once you have this loaded into addresses A048 and A049, you will be ready to issue the go command.

Because I have entered this entire program by hand on three separate occasions, I can appreciate the feelings of those who think that it's just too big a job. To assist those who are lacking the time or inclination to hand load this program, I will be happy to supply a Kansas City standard cassette tape of the program for a \$5 fee.

#### Conclusion

This program is serious fun. As written, it provides quite a bit of excitement but, human nature being what it is, the urge to improve things may strike one or more of you. Ideas for improvement could include adding land mines, a limited range requiring stops for fuel, magic spots that transport to another location, and even little Klingons. If these or other ideas excite you, I hope you'll get busy and write the program to contain them. I'd like to run it. ■



## Listing 1 continued:

S113	0490	0841	3900	0010	0A0A	0904	A620	8120	2735	E2
S113	04A0	A601	8120	2735	BD04	EAFE	04E7	8120	272F	19
S113	04B0	09A6	0008	8120	272B	017E	067B	BDE0	7E7E	F5
S113	04C0	0773	1015	4E4F	204D	4F56	4553	2E04	0000	10
S113	04D0	0000	0000	4086	44B7	04D4	3986	5220	F886	D0
S113	04E0	5520	F486	4C20	F000	0000	FF04	E786	20B7	76
S113	04F0	04E9	7D04	E927	0609	7A04	E920	F5A6	0039	10
S113	0500	BD06	CE86	52B1	04D4	2715	864C	B104	D427	37
S113	0510	2786	55B1	04D4	2756	8644	B104	D427	3486	9B
S113	0520	09BD	E1D1	BD06	BD86	01A7	0008	BD06	CEA6	62
S113	0530	0181	2027	EA7E	0597	8608	BDE1	D1BD	06BD	6D
S113	0540	8601	A700	09BD	06CE	09A6	0008	8120	27E8	78
S113	0550	7E05	9786	OABD	E1D1	BD06	BD86	01A7	00BD	13
S113	0560	058D	BD06	CEA6	2081	2027	E87E	0597	860B	43
S113	0570	BDE1	D1BD	06BD	8601	A700	BD04	EABD	06CE	1E
S113	0580	BD04	EAFE	04E7	8120	27E4	7E05	9786	204D	1A
S113	0590	2704	084A	20F9	3939	8652	B104	D427	1B86	26
S113	05A0	4CB1	04D4	2747	8655	B104	D427	6986	44B1	95
S113	05B0	04D4	275F	CE04	C27E	04BC	BD06	6527	11BD	EA
S113	05C0	0660	2713	BD06	5427	15BD	0659	2717	20E4	D6
S113	05D0	BD04	DFBD	0697	39BD	04D5	BD06	AA39	BD04	E7
S113	05E0	DBBD	0681	3986	04A7	00BD	0690	39BD	0665	CA
S113	05F0	27DE	BD06	6027	EOBD	0659	2708	BD06	5427	3F
S113	0600	0A7E	05CE	BD04	E3BD	068C	3986	04A7	00BD	71
S113	0610	0685	397E	0635	BD06	5427	C3BD	0659	27E4	31
S113	0620	BD06	6527	ABBD	0660	2703	7E05	CE86	04A7	FD
S113	0630	00BD	06AE	39BD	0654	27A4	BD06	5927	C5BD	65
S113	0640	0660	2793	BD06	6527	037E	05CE	8604	A700	B2
S113	0650	BD06	9B39	A601	8101	3909	A600	0881	0139	2B
S113	0660	A620	8101	39FF	0679	8620	4D27	0409	4A20	F6
S113	0670	F9A6	00FE	0679	8101	3900	00BD	0598	7E04	C3
S113	0680	9A86	01A7	0086	09BD	E1D1	0839	8601	A700	31
S113	0690	8608	BDE1	D109	3986	01A7	0086	0BBD	E1D1	E9
S113	06A0	8620	4D27	0409	4A20	F939	8601	A700	860A	C5
S113	06B0	BDE1	D186	204D	2704	084A	20F9	39C6	1086	A9
S113	06C0	FF4D	2703	4A20	FA5A	5D27	0220	F239	FF07	1B
S113	06D0	0086	214D	2704	094A	20F9	8646	A100	2722	D5
S113	06E0	A101	271E	A102	271A	A120	2716	A122	2712	41
S113	06F0	A140	270E	A141	270A	A142	2706	FE07	0039	7F
S113	0700	0000	CE07	0BBD	E07E	7E07	2C10	1546	4F55	2A
S113	0710	4E44	2049	542E	2052	4552	554E	2053	414D	AB
S113	0720	4520	4D41	5A45	3F20	592F	4E04	BDE1	AC81	2F
S113	0730	5927	1381	4E27	0C86	08BD	E1D1	8615	BDE1	EA
S113	0740	D120	E97E	077F	CE08	20A6	0081	0127	0C81	F5
S113	0750	0427	088C	09FF	2709	0820	EE86	20A7	0020	1B
S113	0760	F286	0DBD	E1D1	8615	BDE1	D186	OABD	E1D1	88
S113	0770	7E07	79CE	0716	7E07	058E	A042	7E00	4F8E	37
S113	0780	A042	7E00	4043	BF58	97A9	AE19	FF6C	8F51	19
S113	0790	DF55	BF3D	9739	A44B	AF39	9A79	8A1B	A76C	B3
S113	07A0	2092	4806	4887	5802	4106	40A2	40C2	4086	2B
S113	07B0	5897	50C5	60E7	6808	61D0	5086	5C86	68A2	87
S113	07C0	FE3F	9F79	AFBD	BFFC	FF5D	DF75	FF7D	DE3D	62
S113	07D0	FF59	9F59	9F7F	8F7F	BF6D	B731	A671	A77B	4C
S113	07E0	0184	1C82	5082	40C7	10B6	4147	50AB	6806	52
S113	07F0	5086	2041	6182	1882	4186	7003	7003	0083	11

# Starving for business software for your TRS-80?

## Here's What We Thought!

Graham-Dorian now has a special department to serve the special needs of TRS-80 owners. And we have our comprehensive business software packages available on disk for any TRS-80 system with 32K or more of memory, 2 to 4 disk drives, and a line printer. They operate with the CP/M<sup>®</sup> disk operating system and CBASIC-2.

Each package includes source code on disk and hardcopy source listings in the comprehensive user's manual.

Use your TRS-80 system to its fullest with these sophisticated programs:

- **Inventory Package** — Can be connected with cash register for point of sale inventory control. Number of on-line items limited only by disk space available.
- **Cash Register Package** — Creates daily sales reports containing information on gift certificates, payouts, overings, refunds, and how much in each category a salesperson sold.
- **Payroll Package** — Handles 100% of all necessary payroll functions including state income tax tables for your state. Ideally suited for both large and small companies.
- **Apartment Package** — Said one user, "Obviously, this was developed by apartment owners." The package fills virtually all the needs of apartment owners and managers. Ideal for projects with 75 units or more.

\$695.00 for any package listed above. Any single package order includes free CBASIC-2.

CBASIC-2 sold separately - \$89.95.  
CP/M Disk Operating System - \$150.00.

Send for detailed packet of information explaining capabilities of each program and sample runs. Or, phone our software technicians.

Attractive dealerships available.

Graham-Dorian Software Systems programs are copyrighted and require licensing agreement.



Visa and  
MasterCharge accepted.

**Graham-Dorian Software Systems**  
A Division of Graham-Dorian Enterprises  
211 N. Broadway / Wichita, KS 67202  
(316) 265-8633

# Computer Generated Maps,

## Part 2

William D Johnston  
1808 Pomona Dr  
Las Cruces NM 88001

In part 1 (May 1979 BYTE, page 10) we discussed the fundamental techniques involved in the production of computer generated maps and how to apply those techniques to some common map projections. We also presented several simple programs in BASIC which could be easily implemented in your own system to create maps for a variety of purposes. Nevertheless, these simple programs do have their limitations. In this installment we will develop a map projection program which is only slightly more complex, but far more versatile in what it can accomplish.

One of the most interesting projections mentioned in part 1 was the perspective projection, whereby the Earth is shown exactly as it appears to an observer at some specified height above the surface. Several perspective projections were illustrated, but all of these were simplified examples where the observer (or point of projection) was at infinity. It would be much more useful to have a program which would generate maps of the Earth as it appears from *any* chosen altitude and over any desired location. Such a program would give enormous flexibility to displays for space war games and other such practical applications as creating map overlays for weather satellite photographs.

Although details of a program to produce this type of projection were not discussed, the reader was encouraged to investigate the subject of perspective (or projective) geometry to see how the task could be accomplished. By this time many of you have, no doubt, learned that the solution is really quite simple.

### Development of Perspective Projection

The key element of the solution can be explained in the following manner: if a line is extended from the center of the Earth to an observer in space, the point on the surface of the Earth that the line passes through is called the observer's *subpoint*. In other words, the observer is directly over this point with respect to the center of the Earth. Now, extend a sight line from the observer to any visible point on the surface of the Earth. You will find that the azimuth angle of the sight line (as measured clockwise from true north) is the same as the great circle bearing from the observer's subpoint to the distant surface point.

Knowing this, you should have been struck by the realization that you might be able to use the same program that was used to generate azimuthal equidistant maps in part 1, to also generate perspective maps. Can it be used? Almost.


The portion of the program which computes the angular component of the polar form of the map coordinates is indeed the same, and the computation of that angle constitutes the major part of the program. As its name implies, however, the azimuthal equidistant projection portrays radial distances uniformly. In a perspective view, distances are not uniform, but become increasingly compressed toward the Earth's limb (ie: edge of visible disk). All we have to do is replace a single statement in the program to correctly compute the radial distance. We will then have the means to produce a perspective projection of the Earth as viewed from any desired altitude over any desired point. By using a simple logic flag, we can choose between either of the two projections and use the same program to generate both types of maps.

You will also recall from part 1 that polar equidistant maps are simply special cases of the azimuthal equidistant map, while the orthographic equatorial and orthographic polar maps are nothing more than special cases of the perspective projection. We can



# ? Wondering which memory is best for you?

base 2 offers the following products to the S-100 market at the industry's lowest prices:



## 8K Static Memory Board



This 8K board is available in two versions. The 8KS-B operates at 450ns for use with 8080 and 8080A microprocessor systems and Z-80 systems operating at 2MHz. The 8KS-Z operates at 250ns and is suitable for use with Z-80 systems operating at 4MHz. Both kits feature factory fresh 2102's (low power on 8KS-B) and includes sockets for all IC's. Support logic is low power Schottky to minimize power consumption. Address and data lines are fully buffered and 4K bank addressing is DIP switch selectable. Memory Protect/Unprotect, selectable wait states and battery backup are also designed into the board. Circuit boards are solder masked and silk-screened for ease of construction. These kits are the best memory value on the market! Available from stock . . .

**8KS-B \$125** (assembled and tested add \$25.00)  
**8KS-Z \$145** (assembled and tested add \$25.00)

## 16K Static Memory Board

Base 2 can now offer the same price/performance in a 16K static RAM as in its popular 8K RAM. This kit includes 8K bank addressing with 4K boundary address setting on DIP switches. This low power unit provides on-board bank selection for unlimited expansion . . . No MUX board required. Using highest quality boards and components we expect this kit to be one of the most popular units on the market. Available in two speed ranges, the 16KS-B operates at 450ns while the 16KS-Z operates at 250ns.

**16KS-B \$275.00** (assembled and tested)  
**16KS-Z \$300.00** (assembled and tested)




## Z-80 CPU Board

Our Z-80 card is also offered in two speed ranges. The CPZ-1 operates at 2MHz and the CPZ-2 operates at 4MHz. These cards offer the maximum in versatility at unbelievably low cost. A socket is included on the board for a 2708 EPROM which is addressable to any 4K boundary above 32K. The power-on jump feature can be selected to address any 4K boundary above 32K or the on-board 2708. An On-board run-stop flip-flop and optional generation of Memory Write allows the board to run with or without a front panel. The board can be selected to run in either the 8080 mode, to take advantage of existing software, or in the Z-80 mode for maximum efficiency. For use in existing systems, a wait state may be added to the M1 cycle, Memory request cycle, on-board ROM cycle, input cycle and output cycle. DMA grant tri-states all signals from the processor board. All this and more on top quality PC boards, fully socketed with fresh IC's. **CPZ-1 \$110 CPZ-2 \$125**

## S-100 for Digital Group Systems

This kit offers, at long last, the ability to take advantage of S-100 products within your existing Digital Group mainframe. Once installed, up to four S-100 boards can be used in addition to the existing boards in the D.G. system. The system includes an "intelligent" mother board, ribbon cables to link existing D.G. CPU to the DGS-100 board and a power wiring harness. The DGS-100 is designed to fit in the 5-3/4" x 12" empty area in the standard D.G. cabinet. It may seem expensive but there's a lot here! End your frustration! **DGS-100 \$250.00**



# base 2. inc.

Send for more details on these products. Get on our mailing list for information on more soon to be announced products at factory-direct prices from BASE 2. Why pay more when you can get the best at these prices???

P.O. Box 3548 • Fullerton, Calif. 92634  
(714) 992-4344

CA residents add 6% tax  
MC/BAC accepted • FOB — U.S. destination

Listing 1: BASIC subroutine for generating general purpose, perspective projection maps.

```

1000 REM SUBROUTINE TO COMPUTE MAP COORDINATES
1005 REM FOR PERSPECTIVE, MODIFIED PERSPECTIVE,
1010 REM AND AZIMUTHAL EQUIDISTANT PROJECTIONS.
1015 REM
1020 REM
1025 REM THE FOLLOWING FUNCTION MUST BE DEFINED
1030 REM BEFORE THIS SUBROUTINE IS CALLED:
1035 REM
1040 REM FNC( ) COMPUTES THE ARC COSINE OF THE
1045 REM ARGUMENT. THE FUNCTION MUST BE
1050 REM NON-AMBIGUOUS; THAT IS, IT MUST
1055 REM ATTACH THE CORRECT ALGEBRAIC
1060 REM SIGN TO THE RESULT. A GOSUB TO
1065 REM AN ARC COSINE SUBROUTINE MAY BE
1070 REM SUBSTITUTED IF DESIRED.
1075 REM
1080 REM
1085 REM THE FOLLOWING CONSTANTS MUST BE DEFINED
1090 REM BEFORE THIS SUBROUTINE IS CALLED THE
1095 REM FIRST TIME, AND ARE NEVER CHANGED:
1100 REM
1105 REM E = 6378.0, THE MEAN RADIUS OF THE
1110 REM EARTH, IN KM.
1115 REM
1120 REM K1 = 1.0
1125 REM
1130 REM K2 = 1.5707963, THE VALUE OF PI/2.
1135 REM
1140 REM K3 = 3.1415927, THE VALUE OF PI.
1145 REM
1150 REM K6 = 6.2831853, THE VALUE OF 2*PI.
1155 REM
1160 REM T = 0.00015, USED AS A TEST VALUE.
1165 REM
1170 REM Z = 0.0
1175 REM
1180 REM
1185 REM THE FOLLOWING VARIABLES MUST BE DEFINED
1190 REM BEFORE THIS SUBROUTINE IS CALLED THE
1195 REM FIRST TIME FOR ANY GIVEN MAP. EACH
1200 REM TIME A NEW MAP IS TO BE STARTED, THESE
1205 REM VARIABLES MUST BE REDEFINED BEFORE
1210 REM CALLING THE SUBROUTINE THE FIRST TIME
1215 REM FOR THAT MAP, AND ARE NOT CHANGED UNTIL
1220 REM THE MAP IS FINISHED:
1225 REM
1230 REM A IS THE GEOGRAPHIC LATITUDE OF THE
1235 REM LOCATION ON WHICH THE MAP IS
1240 REM CENTERED.
1245 REM
1250 REM A1 IS EQUAL TO SIN(A).
1255 REM
1260 REM A2 IS EQUAL TO COS(A).
1265 REM
1270 REM F IS THE MAP SCALE FACTOR TO CONVERT
1275 REM TRUE PROJECTED RADIAL DISTANCE TO
1280 REM THE MAP RADIAL DISTANCE.
1285 REM F = R/(E*SIN(M)), WHERE R IS THE
1290 REM RADIUS OF THE FINISHED MAP, IN CM OR
1295 REM INCHES; E IS AS DEFINED ABOVE; M IS
1300 REM AS DEFINED BELOW.
1305 REM F IS USED ONLY FOR PERSPECTIVE AND
1310 REM MODIFIED PERSPECTIVE PROJECTIONS.
1315 REM
1320 REM F1 IS THE MAP SCALE FACTOR TO CONVERT
1325 REM TRUE ARC DISTANCE TO THE MAP RADIAL
1330 REM DISTANCE. F1 IS USED FOR AZIMUTHAL
1335 REM EQUIDISTANT PROJECTIONS ONLY.
1340 REM F1 = R/M, WHERE R IS THE RADIUS OF
1345 REM THE FINISHED MAP, IN CM OR INCHES;
1350 REM AND M IS AS DEFINED BELOW.
1355 REM
1360 REM G IS A PRECOMPUTED FACTOR USED IN THE
1365 REM COMPUTATION OF THE RADIAL COMPONENT

```

Listing 1 continued on page 104

see that by this very simple modification of the azimuthal equidistant map program, we can use a single subroutine to generate any desired perspective map, as well as all of the orthographic, polar equidistant, and azimuthal equidistant maps illustrated in the earlier article! We will add a few frills that will make the program still more versatile.

### Modified Perspective Projection

The azimuthal equidistant map portrays radial distances in a linear fashion. On the other hand, radial distances in a perspective map are computed from an involved trigonometric formula in order to show them as they actually appear when viewed from some point in space. Each of these maps has its own special applications, but also has (as do all maps) certain distortions.

A projection which is a compromise between the kinds of distortions inherent in the azimuthal equidistant and the pure perspective maps can be easily developed. This is done by using the same angular component, but presenting the radial distance in direct proportion to the sine of the arc distance. For the sake of simplicity, I will call this a *modified perspective projection*. It has been included as an option in the accompanying program. This projection is quite useful, especially when used in conjunction with the pure perspective projection, as we will see in some later examples. As an added bonus, the sine of the arc distance has to be computed anyway to come up with the angular component of the map coordinates, so we don't have to do any extra work to include this projection in the program.

### General Purpose Perspective Projection Program

The program in listing 1 is in the form of a subroutine, and is to be used in the same manner as the subroutines presented in part 1. The subroutine is fully documented by the remarks contained within it, so there is little need to elaborate. In fact, of the 300 lines in the listing, fewer than 60 are executable statements; the other 240 or so are all remarks concerning the use and operation of the program.

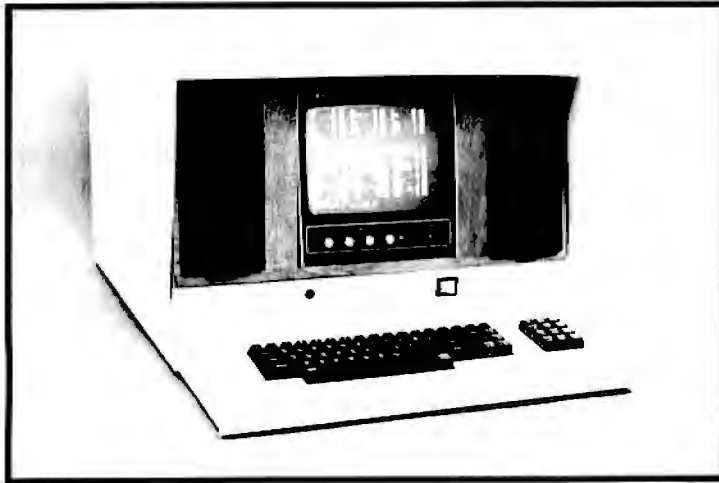
As in the case of the earlier programs, certain parameters are initialized, then the subroutine is called once for each pair of coordinates to be converted. A geographic latitude and longitude from the data base (see part 1 for a description of the data base) are supplied to the subroutine each time it

Text continued on page 108



# Waiting for the right 16 bit computer?

## YOUR WAIT IS OVER!



### Marinchip Systems M9900 System - 1

#### ■ HARDWARE

16 bit CPU  
S-100 bus (11 slots)  
60K RAM  
Dual 8" diskettes  
24 x 80 display

#### ■ SOFTWARE

Network operating system  
Extended Commercial BASIC  
PASCAL  
Word Processor

#### ■ APPLICATIONS

Payroll  
Accounts  
Payable/Receivable  
General Ledger

■ If you've been waiting for the right small computer, your wait is over.

■ The Marinchip Systems M9900 System-1 combines a 16 bit processor, powerful system software and the most wanted applications into a ready-to-use desktop computing system—a system that delivers the flexibility, performance and convenience made possible only by the combination of a third generation 16 bit processor and the industry compatible S-100 bus.

■ If you've been waiting for a 16 bit computer, wait no more. The M9900 gives you the T1 9900—not an expanded micro-processor, but a mini-computer on a chip, complete with hardware multiply and divide and multiple register sets. And unlike other 16 bit microprocessors, the 9900 is a member of a complete, compatible, minicomputer family, so if you outgrow the M9900, you don't have to start all over.

■ If you've been waiting for a more powerful operating system, your wait is over. The M9900's Network Operating System is a system without limits—designed to grow as computer hardware evolves, without forcing you to change programs every time you change the hardware. The system provides byte addressable files up to four billion bytes in length, complete dynamic allocation and release, random/sequential access and linked directories for complex file structures. The system automatically pages file data to memory to optimize performance. All I/O devices are treated as files, eliminating device-dependent code in applications.

■ If you've been waiting for a better BASIC, the M9900's Extended Commercial Basic gives you 16 digit accuracy, PRINT USING, random and sequential files, CHAIN with common variables and a choice of interpretive execution for debugging

or compilation for production. If you already have applications in BASIC, you'll be glad to know that the M9900's BASIC is similar enough to the most popular 8 bit BASIC that conversion won't be a chore.

■ If you've been waiting for applications you can really use, you'll find our Word Processor, Payroll, Accounts Payable and Receivable and General Ledger to be flexible, easily maintained and ready to use when you plug the system in.

■ If you've been waiting for a computer you can expand when you need to, the M9900's optional 165 CPS line printer (\$2500) and 40 Megabyte removable cartridge disc system (\$14,000) will make you happy. And since the M9900 uses the S-100 bus, you can choose accessory boards from the thousands available for S-100 systems—we don't tie you to our products.

■ Finally, the M9900 gives you one advantage no other computer can—it's made by Marinchip Systems. We're a computer company, not just a hardware company, software company or applications house. We designed the M9900 from the chips to the applications to bring you a product that advances the state of the art in small computers. Our products are mature, tested items, not dreams, and they're backed up by complete documentation that's been called the best in the industry.

■ Since we're responsible for all the M9900, we're responsive to you. When you have a question, we can give you an answer, not another phone number. If you want to go your own way with the system, we also sell boards and kits that you can put into your own package.

■ The wait for the third generation is over, so don't wait any longer. Call or write today for more detailed information, or order our complete set of manuals.

**Complete system \$7500**

**Manuals only \$40**

# Marinchip Systems

16 St. Jude Road  
Mill Valley, CA 94941 ■ (415) 383-1545

Listing 1 continued from page 102:

```

1370 REM      JF THE POLAR FORM OF THE MAP
1375 REM      COORDINATES FOR PERSPECTIVE
1380 REM      PROJECTIONS ONLY.
1385 REM      G = E * (H2 - E*COS(M)), WHERE E IS
1390 REM      AS DEFINED ABOVE; H2 AND M ARE AS
1395 REM      UDEFINED BELOW.
1400 REM
1405 REM      H2 IS THE SUM OF THE EARTH'S RADIUS AND
1410 REM      THE HEIGHT OF THE OBSERVER, AND IS
1415 REM      USED ONLY FOR PERSPECTIVE AND
1420 REM      MODIFIED PERSPECTIVE PROJECTIONS.
1425 REM      H2 = E + H, WHERE E IS AS DEFINED
1430 REM      ABOVE, AND H IS THE HEIGHT OF THE
1435 REM      OBSERVER (POINT OF PROJECTION) ABOVE
1440 REM      THE SURFACE OF THE EARTH, IN KM.
1445 REM
1450 REM      I IS THE AZIMUTH THAT THE OBSERVER IS
1455 REM      FACING, FROM 0 TO 2*PI RADIANS,
1460 REM      CLOCKWISE FROM TRUE NORTH, AND IS
1465 REM      USED ONLY FOR PERSPECTIVE AND
1470 REM      MODIFIED PERSPECTIVE PROJECTIONS.
1475 REM
1480 REM      J IS A FLAG WHICH INDICATES THE TYPE
1485 REM      OF PROJECTION TO BE DONE:
1490 REM      J=0, PERSPECTIVE PROJECTION.
1495 REM      J=1, MODIFIED PERSPECTIVE PROJECTION.
1500 REM      J=2, AZIMUTHAL EQUIDISTANT PROJECTION.
1505 REM
1510 REM      L0 IS THE GEOGRAPHIC LONGITUDE OF THE
1515 REM      LOCATION ON WHICH THE MAP IS
1520 REM      CENTERED.
1525 REM
1530 REM      M IS THE MAXIMUM POSSIBLE ANGULAR
1535 REM      DISTANCE, IN RADIANS, THAT THE
1540 REM      OBSERVER CAN SEE FROM THE POINT OVER
1545 REM      WHICH HE IS LOCATED, TO THE LIMB
1550 REM      (VISIBLE EDGE) OF THE EARTH, FOR A
1555 REM      PERSPECTIVE OR A MODIFIED PERSPECTIVE
1560 REM      PROJECTION. THIS BECOMES THE
1565 REM      ANGULAR DISTANCE, IN RADIANS, FROM
1570 REM      THE MAP CENTER TO THE EDGE OF THE
1575 REM      MAP. M = FNC(E/H2), WHERE E AND H2
1576 REM      ARE AS DESCRIBED ABOVE, AND FNC IS
1577 REM      THE ARC COSINE FUNCTION, AS
1578 REM      DESCRIBED ABOVE.
1580 REM      FOR AN AZIMUTHAL EQUIDISTANT
1585 REM      PROJECTION, M IS NORMALLY SET EQUAL
1590 REM      TO PI (WHICH WILL PRODUCE A MAP OF
1595 REM      THE ENTIRE EARTH), BUT THE USER MAY
1600 REM      ALSO SET IT EQUAL TO ANY VALUE LESS
1605 REM      THAN PI IF IT IS DESIRED TO MAP A
1610 REM      SMALLER PORTION OF THE EARTH.
1615 REM
1620 REM
1625 REM      THE FOLLOWING VARIABLES MUST BE DEFINED
1630 REM      PRIOR TO EACH CALL OF THIS SUBROUTINE:
1635 REM
1640 REM      P IS THE GEOGRAPHIC LATITUDE (FROM THE
1645 REM      DATA BASE) OF THE POINT BEING

```

```

1650 REM      PROCESSED.
1655 REM
1660 REM      L IS THE GEOGRAPHIC LONGITUDE (FROM
1665 REM      THE DATA BASE) OF THE POINT BEING
1670 REM      PROCESSED.
1675 REM
1680 REM
1685 REM      THE FOLLOWING VARIABLES ARE COMPUTED BY
1690 REM      THIS SUBROUTINE:
1695 REM
1700 REM      B1 IS THE ABSOLUTE VALUE OF L1 (SEE
1705 REM      BELOW).
1710 REM
1715 REM      C IS THE NORMALIZED ANGULAR COMPONENT
1720 REM      OF THE POLAR FORM OF THE MAP
1725 REM      COORDINATES.
1730 REM
1735 REM      C1 IS THE COSINE OF THE VALUE OF C
1740 REM      BEFORE C IS NORMALIZED.
1745 REM
1750 REM      D IS THE ANGULAR DISTANCE (THE ARC
1755 REM      DISTANCE), IN RADIANS, BETWEEN THE
1760 REM      LOCATION ON WHICH THE MAP IS
1765 REM      CENTERED AND THE POINT BEING
1770 REM      PROCESSED.
1775 REM
1780 REM      D1 IS TEMPORARY STORAGE FOR THE SINE
1785 REM      OF D.
1790 REM
1795 REM      D2 IS TEMPORARY STORAGE FOR THE COSINE
1800 REM      OF D.
1805 REM
1810 REM      L1 IS THE DIFFERENCE BETWEEN THE
1815 REM      LONGITUDE OF THE POINT BEING
1820 REM      PROCESSED, AND THE LONGITUDE OF THE
1825 REM      LOCATION ON WHICH THE MAP IS
1830 REM      CENTERED.
1835 REM
1840 REM      P1 IS TEMPORARY STORAGE FOR THE SINE OF
1845 REM      THE LATITUDE OF THE POINT BEING
1850 REM      PROCESSED.
1855 REM
1860 REM      R1 IS THE RADIAL DISTANCE COMPONENT OF
1865 REM      THE POLAR FORM OF THE MAP
1870 REM      COORDINATES.
1875 REM
1880 REM      S IS THE OFF-SCALE FLAG. S=0 MEANS
1885 REM      ON-SCALE. S=1 MEANS OFF-SCALE.
1890 REM
1895 REM      X IS THE MAP X-COORDINATE, IN CM OR
1900 REM      INCHES.
1905 REM
1910 REM      Y IS THE MAP Y-COORDINATE, IN CM OR
1915 REM      INCHES
1920 REM
1925 REM
2000 LET S = Z
2100 REM      COMPUTE THE DIFFERENCE BETWEEN THE
2200 REM      LONGITUDE OF THE POINT BEING PROCESSED

```

Listing 1 continued on page 106





# Of course our Floppys aren't cheap. Quality never is.

It's no use trying to hide the fact: Maxell Floppy Disks give you the finest quality you can buy no matter how much you spend. And more and more of you are agreeing that your data is worth our perfection.

## Our floppys work better with your drive.

Naturally, our floppys conform to ISO and IBM specifications. More important, they have also been approved by major OEMs, the people who recommend only those few floppys they are certain will work best with their hardware. So although we obviously don't know which drive system you are using, it makes no difference. Maxell Floppy Disks are so good they actually work better with *any* drive.

## What it all means for you.

Yes, you can pay less for some other floppys. But lost data is a terrible price to pay when quality is what you want. And Maxell Floppy Disks help you profit in the very parameters you use this medium for: storing more data with virtually no down-time.

The level of modulation uniformity in every Maxell floppy is vital to double density recording and readout. It

means no peak shift, complete freedom from dropouts, total absence of particle orientation. Plus longer life, greater overall durability, and significantly less oxide build-up and head abrasion.

So when you have to depend on full data retrieval, a few cents can make a big difference. Depend on Maxell Floppy Disks. They can really save you.

Maxell offers the full range of Floppy Disks from standard 8-inch to 5¼-inch plus Data Cassettes. *Dealer inquiries invited.*



Maxell Corporation of America. Data Products Group  
60 Oxford Drive, Moonachie NJ 07074 Tel (201) 440-8020

Listing 1 continued from page 104:

```

2300      REM      AND THE LONGITUDE OF THE LOCATION ON
2400      REM      WHICH THE MAP IS CENTERED, THEN
2500      REM      NORMALIZE THAT VALUE BETWEEN -PI AND
2550      REM      +PI.
2600 LET L1 = L - L0
2700 IF L1 >= -K3 THEN 3000
2800 LET L1 = L1 + K6
2900 GO TO 5400
3000 IF L1 <= K3 THEN 4000
3100 LET L1 = L1 - K6
3200      REM      IF THE LONGITUDINAL DIFFERENCE (THE
3250      REM      VALUE OF L1) IS WITHIN 0.00015 RADIAN
3300      REM      OF 0 (OR PI), THEN THE DIFFERENCE IS
3350      REM      CONSIDERED TO BE EXACTLY 0 (OR PI). IN
3400      REM      SUCH CASES, THE GREAT CIRCLE BEARING, C,
3450      REM      CAN HAVE A VALUE OF ONLY 0 OR PI (NOT
3500      REM      NECESSARILY RESPECTIVELY), AND THE
3550      REM      STATEMENTS FROM HERE THROUGH STATEMENT
3600      REM      (LINE) NUMBER 4215 PROCESS THE DATA FOR
3650      REM      THESE CONDITIONS.
4000 LET B1 = ABS(L1)
4002      REM      IF THE LONGITUDINAL DIFFERENCE IS NOT
4004      REM      WITHIN 0.00015 RADIAN OF 0, GO TO 4050.
4005 IF B1 > T THEN 4050
4010 LET D = ABS(A - P)
4015 IF D > M THEN 4300
4020 LET D1 = SIN(D)
4025 LET D2 = COS(D)
4030 LET C = Z
4035 IF P >= A THEN 5000
4040 LET C = K3
4045 GO TO 5000
4047      REM      IF THE LONGITUDINAL DIFFERENCE IS NOT
4048      REM      WITHIN 0.00015 RADIAN OF PI, GO TO 4250.
4050 IF ABS(K3 - B1) > T THEN 4250
4060 LET D = K3 - A - P
4070 IF D > K3 THEN 4100
4080 LET C = Z
4090 GO TO 4200
4100 LET D = K6 - D
4150 LET C = K3
4200 IF D > M THEN 4300
4205 LET D1 = SIN(D)
4210 LET D2 = COS(D)
4215 GO TO 5000
4220      REM      COMPUTE THE ARC DISTANCE, D, AND THE
4225      REM      GREAT CIRCLE BEARING, C, BETWEEN THE
4230      REM      LOCATION ON WHICH THE MAP IS CENTERED
4235      REM      AND THE POINT BEING PROCESSED.
4250 LET P1 = SIN(P)
4255 LET D2 = A1 * P1 + A2 * COS(P) * COS(L1)
4260 LET D = FNC(D2)
4265      REM      IF THE COMPUTED ARC DISTANCE IS GREATER
4270      REM      THAN THE MAXIMUM POSSIBLE ARC DISTANCE
4275      REM      FOR THIS MAP, THEN THE POINT IS
4280      REM      OFF-SCALE, AND CONTROL RETURNS TO THE
4285      REM      CALLING POINT AFTER SETTING THE
4290      REM      OFF-SCALE FLAG.
4295 IF D <= M THEN 4500
4300 LET S = K1
4400 RETURN
4500 LET D1 = SIN(D)
4520 LET C1 = (P1 - A1 * D2) / (A2 * D1)
4540 IF C1 < -K1 THEN 4300
4560 IF C1 > K1 THEN 4300
4580 LET C = FNC(C1)
4600      REM      NORMALIZE THE VALUE OF C, DEPENDING
4620      REM      UPON THE RELATIVE LONGITUDES OF THE
4640      REM      LOCATION ON WHICH THE MAP IS CENTERED
4660      REM      AND THE POINT BEING PROCESSED.
4680 IF L1 >= Z THEN 5000
4700 LET C = K6 - C
4720      REM      AT THIS POINT C IS IN THE RANGE FROM
4740      REM      0 TO 2*PI, MEASURED CLOCKWISE FROM TRUE
4760      REM      NORTH.
4780      REM
4800      REM      IF THE VALUE OF I IS NOT 0, ROTATE THE
4900      REM      COORDINATES BY THE AMOUNT OF I.
5000 IF I = Z THEN 5500
5050 LET C = C - I
5100 IF C >= Z THEN 5500
5150 LET C = K6 + C
5200      REM      REVERSE THE DIRECTION OF MEASUREMENT OF
5250      REM      C AND ROTATE IT BY PI/2. THEN
5300      REM      NORMALIZE THE RESULT BETWEEN -PI AND
5350      REM      +PI, C THEN REPRESENTS THE NORMALIZED
5400      REM      FORM OF THE ANGULAR COMPONENT OF THE
5450      REM      POLAR FORM OF THE MAP COORDINATES.
5500 LET C = K2 - C
5600 IF C >= -K3 THEN 6000
5700 LET C = C + K6
5800      REM      IF A TRUE PERSPECTIVE PROJECTION IS NOT
5900      REM      TO BE USED, GO TO 6500.
6000 IF J <> Z THEN 6500
6050      REM      COMPUTE THE RADIAL COMPONENT, R1, OF
6100      REM      THE POLAR FORM OF THE MAP COORDINATES
6150      REM      FOR A TRUE PERSPECTIVE PROJECTION.
6200 LET R1 = F * (G * D1) / (H2 - E * D2)
6250 GO TO 7000
6300      REM      IF A MODIFIED PERSPECTIVE PROJECTION IS
6400      REM      NOT TO BE USED, GO TO 6700.
6500 IF J <> K1 THEN 6700
6520      REM      COMPUTE THE RADIAL COMPONENT, R1, OF
6540      REM      THE POLAR FORM OF THE MAP COORDINATES
6560      REM      FOR A MODIFIED PERSPECTIVE PROJECTION.
6580 LET R1 = F * E * D1
6600 GO TO 7000
6620      REM      COMPUTE THE RADIAL COMPONENT, R1, OF
6640      REM      THE POLAR FORM OF THE MAP COORDINATES
6660      REM      FOR AN AZIMUTHAL EQUIDISTANT PROJECTION.
6700 LET R1 = F1 * D
6800      REM      CONVERT THE POLAR MAP COORDINATES TO
6900      REM      RECTANGULAR MAP COORDINATES.
7000 LET X = R1 * COS(C)
7010 LET Y = R1 * SIN(C)
7020 RETURN
7030 END

```



# THE SEARCH FOR A SMALL COMPUTER SYSTEM STARTS HERE



It's the 3rd Annual  
National Small Computer Show,

presenting the state-of-the-art showcase for micro- and mini-systems technology and software. Here you can survey virtually all makes and models of small computers, whether your interest runs to a no-nonsense micro priced in the hundreds of dollars or a powerful mini costing \$20,000 or more. They're all here.

The world of small computers is quite large, extending to business and professional offices, scientific research, medicine and bionics, education, the home and hobbyist, therapeutic applications for the handicapped, design and engineering.

A full selection of lectures is presented to provide a grasp of small systems technology, so that you know what to consider when buying a computer or word processor. It's the first step in discovering what a system can really do for you!

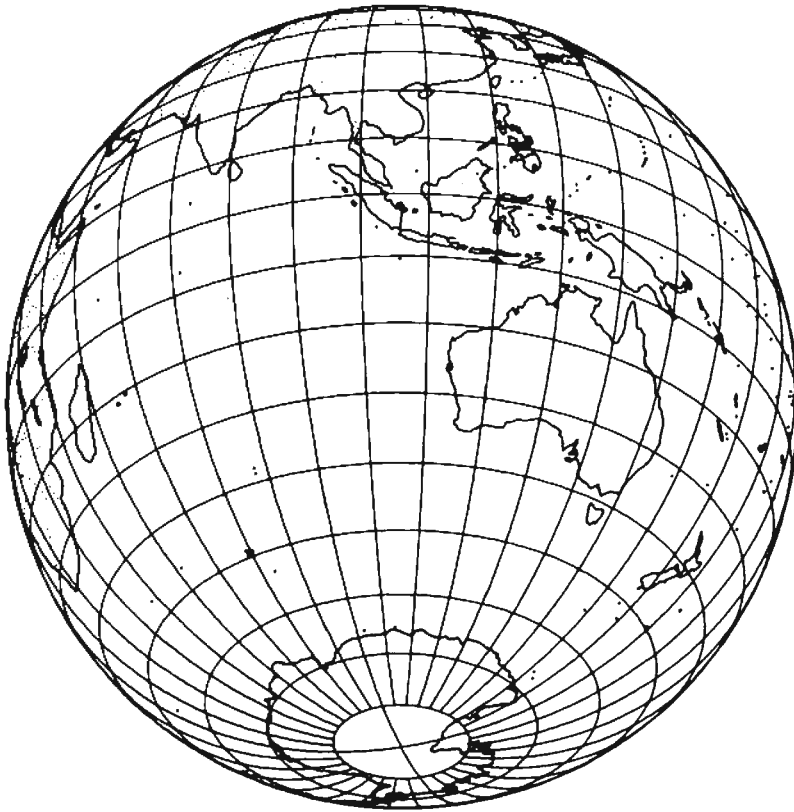
NSCS lectures include sessions on system selection, computer languages, word processing functions, artificial intelligence, software applications, and a dozen more topics for people of all interests.

Plan now to attend. There will be about 30,000 square feet of exhibits, and more than 40 hours of lectures from which to choose. Registration fee is only \$5.00 per day, including lectures.

Write for our informational brochure from National Small Computer Show,  
110 Charlotte Place, Englewood Cliffs, N.J. 07632.



THIRD ANNUAL NATIONAL SMALL COMPUTER SHOW,  
New York Coliseum, August 23-26, 1979.



VIEWED FROM INFINITY, OVER 32:18S 105:56E, FACING 0 DEG AZIMUTH  
PERSPECTIVE PROJECTION PREPARED BY WILLIAM D. JOHNSTON

Figure 1: A view of the Earth as seen from a point over the southeastern Indian Ocean.

Text continued from page 102:

is called. It returns the rectangular (X,Y) map coordinates (in inches or centimeters) corresponding to that point for the selected projection. The units (inches or centimeters) in which the computerist initially specifies the radius of the finished map automatically determine the units of the map coordinates. All constants, such as  $\pi$  and 0, have been given variable names because most BASIC interpreters can operate faster on variables than on numeric constants.

Remember that all angular parameters are in radians. The program uses spherical trigonometry to arrive at the solution, and some tests have been included to prevent the trigonometric functions from "blowing up" when the map center and the distant point both lie on the same meridian.

The trigonometric functions can also blow up if you attempt to generate an azimuthal equidistant map centered on either of the two poles (ie: a polar equidistant map). This can be avoided by simply specifying the latitude of the map center as slightly less than  $90^\circ$  (perhaps  $89.99^\circ$ ).

The exact maximum value that can be used will depend upon the precision of your trigonometric routines, but, in any case, you won't be able to see the difference on the finished maps. Incidentally, the longitude that you specify for this kind of map will determine its orientation. This capability was not available with the simplified polar equidistant map program presented in part 1.

For all other types of maps, an option (I) has been included in the program to permit the user to specify the azimuth that the observer in space is facing (ie: to specify the orientation of the map). While this option has little value for a printed map (which the user can turn in any direction), it comes in handy on a video display which is simulating the view from a window of a maneuvering spacecraft.

Within the limits of resolution of any map that you produce, you can assume, for perspective projections, that if the observer is beyond 10,000,000 km above the Earth, the distance is infinite. If you wish to generate an orthographic map, simply assume a height of 10,000,000 km for the observer, and there will be no detectable difference between the resulting map and a truly orthographic map.

Grid lines generally enhance the appearance of perspective maps. These can be included by generating the geographic coordinates within loops in your main (driver) program, then calling the subroutine to obtain the map coordinates. Keep the number of generated points down to the minimum required to obtain the desired resolution, as it is not difficult to expend more processor time creating the grid than creating the map.

Having covered the major operational features of the program (additional details are contained in the remarks within the listing), let us now look at some specific examples. All of the maps illustrated here were generated using the subroutine given in listing 1. Each map was created for a specific purpose and should give you some ideas as to the applications of this program to your own system.

### Perspective Maps

Figure 1 provides a good example of what this program can do. Here, the point of projection has been placed at infinity, over a point in the southeastern Indian Ocean. This gives us an excellent view of Australasia, as well as Antarctica. You can create a similar view of any part of the Earth by simply providing the coordinates of the central point. Orthographic perspective



# SYNCHRO-SOUND

The ORIGINAL Computer People Who KNOW computers and offer EVERYTHING you need in Small Computer Systems

Compare PRICE, QUALITY, DELIVERY, SERVICE and you'll see why you don't have to look anywhere else!




**TEXAS INSTRUMENTS**  
810 Multi-Copy Impact Printer  
ONLY **\$1599.00**  
SINGLE QUANTITY PRICE

We carry a full line of Texas Instruments products

**TERMINALS**

LEAR-SIEGLER ADM-3A... } **CALL\*** for prices  
ADM-31... }  
ADM-42... }

HAZELTINE 1400... } **CALL\*** for prices  
1410... }  
1500... }  
Mod 1 Edit... }



**PRINTERS**

OKIDATA SL125... } **CALL\*** for prices  
110... }



TELETYPE 43... } **CALL\*** for price



**CENTRONICS**

Micro... } **CALL\*** for prices  
779-2... }  
700-2... }  
703-0... }



**COMPUTERS**

NORTHSTAR Horizon II (kit)... } **CALL\*** for price

DIGITAL SYSTEMS DSC-2... } **CALL\*** for prices  
Dble Density  
Dual Drive Disk ... }

CROMEMCO System 3... } **CALL\*** for price





**SOFTWARE**

Here are nine packages that enable you to make full use of the potential in your small computer system:

- ACCOUNTS RECEIVABLE
- INVENTORY
- ORDER ENTRY
- WORD PROCESSING
- PAYROLL
- REAL ESTATE MGT.
- MEDICAL-DENTAL
- MAILING PROGRAM
- SHIPPING & RECEIVING
- and MORE!

Microsoft Basic, Fortran, Cobol available  
**CALL\*** for prices

**MORE SPECIALS**

Decwriter II .....	\$1595.00	44 Column Printer ...	\$295.00
Qume Sprint 5/45		Livermore Acoustic Coupler .....	249.00
RO .....	2795.00	Javelin 9" Monitor ...	159.95
Persi 277 Dble Density .....	1395.00	Centronics Micro P-1 Printer ...	495.00
Imsai PCS 80/15 .....	599.00		
Anadex DP 8000 Printer .....	995.00		

\* Our Prices are too low to advertise. Please call or write. We now carry a full line of Alpha-Micro Products

We have a full staff of Programmers and Computer Consultants to design, configure and deliver a Turnkey Computer System to meet your specific requirements.



**SYNCHRO-SOUND** ENTERPRISES, INC.  
The Computer People  
193-25 Jamaica Avenue, Jamaica, New York 11423  
212/468-7067 TWX 710-582-5886

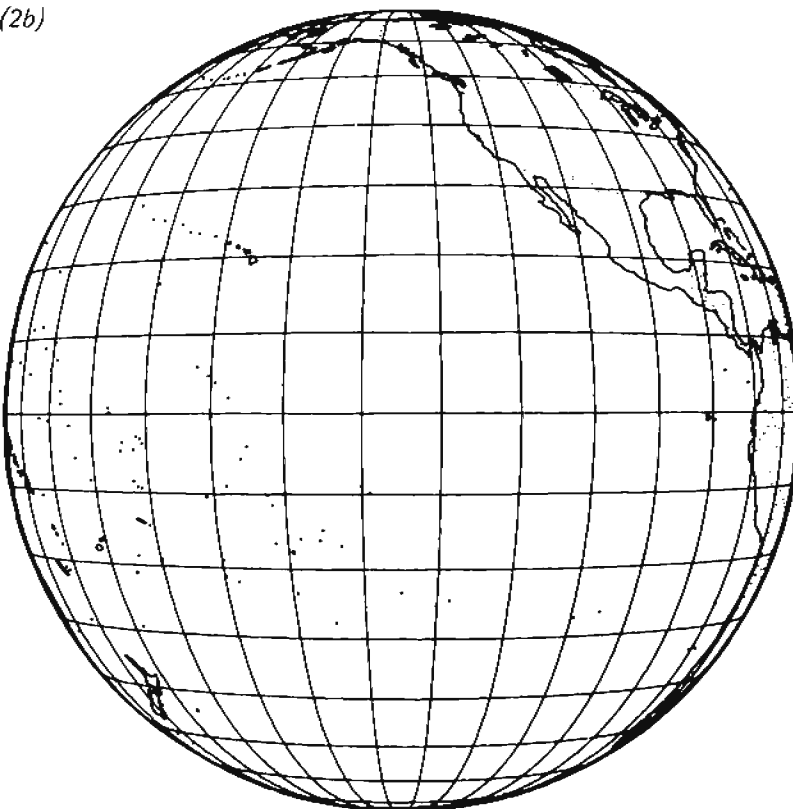
Hours 9-4 Daily and Saturday  
Visit our new showroom Working units on display  
BankAmericard Master Charge

(2a)



VIEWED FROM 35862 KM OVER 0:00N 75:00W. FACING 0 DEG AZIMUTH  
PERSPECTIVE PROJECTION PREPARED BY WILLIAM D. JOHNSTON

(2b)



VIEWED FROM 35862 KM OVER 0:00N 135:00W. FACING 0 DEG AZIMUTH  
PERSPECTIVE PROJECTION PREPARED BY WILLIAM D. JOHNSTON

Figure 2: The Earth as seen by a geosynchronous weather satellite. Figure 2a is a view from GOES-2 and figure 2b is from GOES-3. Compare these maps to the weather photographs shown on evening television newscasts.

projections, such as this one, find widespread use in scientific applications and are also quite attractive when used in games.


Anyone who watches television weather reports regularly should recognize the maps in figures 2a and 2b. These are the views seen by the two primary United States geosynchronous weather satellites, GOES-2 and GOES-3. (Note that these are not orthographic projections; the field of view extends only about  $80^\circ$  from the central point). Sequences of pictures from these satellites are frequently made into film loops and shown as a sort of jerky motion picture. Although the photographs you see on television usually have outline maps drawn on them, the original pictures transmitted by the satellites do not.

A number of enterprising amateur radio operators and experimenters around the world have built equipment to receive the signals directly from the satellites and print out up-to-the-minute weather pictures in their own homes. Through the use of the perspective projection program, one can generate map overlays in the same scale as the received pictures. This is particularly easy if the weather pictures are being displayed on a video screen where the map can be overlaid electronically.

The same principle is applicable to pictures received from some of the lower altitude polar orbiting weather satellites. Many of the early US APT (automatic picture transmission) satellites, such as those in the ESSA series, used a "snapshot" technique to record the images. The satellite would snap a photograph and transmit it in its entirety before snapping another one. By entering into the computer the altitude of the satellite and the coordinates of its subpoint, one could generate a map overlay to fit the photograph snapped by the satellite at that particular point.

When the next picture was snapped a few minutes later, the satellite would have traveled several hundred miles, but by entering the new coordinates a correct map overlay would be created for each picture. In actual practice, a tracking subroutine is usually incorporated to compute the coordinates of the satellite subpoint. (As exotic as this sounds, it requires only a few simple calculations.)





32K Board Pictured Above

# New RAM Prices.

## From The Dynamic Memory Company.

16K—\$249      32K—\$375  
48K—\$500      64K—\$625

Ever since we started making these memory boards over a year ago we have continued to lower our prices to stay competitive. Due to your confidence in us, we are again able to lower our prices! Our reliability has been proven by months of superior performance in thousands of installations. Our low-power boards are being used by quality-minded systems manufacturers across the country and overseas.

### 4MHz boards now available.

After receiving hundreds of requests, our engineering staff has come up with a new version of our board which runs on 4MHz Z-80 systems. It wasn't easy to come up with a high speed board which would operate as reliably as our 450ns version, but after months of careful design and testing, we did it. The price of the 250ns board is \$10 per 16K additional.

Circle 45 on inquiry card.

### All of our features remain.

Our boards didn't become great sellers only because of the price. We still offer you our deselect feature which allows our RAM to overlap with any fixed memory areas in your system. Also, the RAM area of our board is fully socketed so that you can expand the board yourself.

Other standard features include: plug selectable addressing on 16K boundaries (shorting plugs are placed over wire-wrap pins to address the board — located on the top of the board for easy changes), S-100 and Z-80 compatibility and totally invisible refresh — no wait states.

### Fully assembled, tested, and guaranteed.

All of our boards go through a rigorous testing procedure. They are then placed on burn-in running a series of memory tests to detect any other possible faults. After you receive the board, you are backed by us with a one year warrantee.

### Low power consumption keeps your computer from "losing its cool."

The total power consumption of our 16K board is typically less than 4 watts (+8V @ 300ma, +16V @ 150ma and -16V @ 20ma). Boards with additional memory typically increase power consumption only 1 watt per 16K!

### Standard S-100 Interface.

Our board is designed to interface with any standard S-100 CPU. All of the timing of the board is independent of the processor chip, and the board is set up for different processors by changing two plugs on the board.

### Contact your local dealer.

To find out more about our RAM boards, contact your local dealer. If he is unable to help you, call or write us for a fast response. Central Data Corporation, 1207 North Hagan Street, Champaign, IL 61820. (217) 359-8010

**Central Data**



VIEWED FROM 1453 KM OVER 33:45N 84:24W. FACING 0 DEG AZIMUTH  
PERSPECTIVE PROJECTION PREPARED BY WILLIAM D. JOHNSTON



VIEWED FROM 1453 KM OVER 33:45N 84:24W. FACING 0 DEG AZIMUTH  
MODIFIED PERSPECTIVE PROJECTION PREPARED BY WILLIAM D. JOHNSTON

Figure 3: Here the Earth is shown exactly as it appears to the Oscar 7 amateur radio communications satellite as it passes over Atlanta GA. Compare this map to that in figure 4.

The newer US polar orbiting weather satellites, such as TIROS-N, use a slightly different transmission system which greatly improves the picture quality, the ease of reception, and the amount of data received. It makes the generation of map overlays more difficult, however, and the program presented here cannot be used. (Once you are familiar with the transmission system, it is not difficult to develop a program to do the job.) There are a few satellites, including some of the Soviet Meteor series spacecraft, that still use the older system, but their picture quality is relatively poor and hardly worth the effort to obtain them.

Figure 3 represents the scene below the Oscar 7 amateur radio communications relay satellite as it passes over Atlanta GA. Anyone engaged in satellite communications would do well to have available the capability for such a display. Updated in real time, it provides a continuous panorama of the area visible from the satellite and, hence, the area with which communications through the satellite are possible at any particular time. Any two or more stations can talk to one another as long as they are located within the mapped area. As the satellite moves in its orbit, the mapped area changes, but as long as your own location is within the map you can talk to all other points on the map.

#### Modified Perspective Maps

We have also come upon the ideal occasion to make use of the modified perspective projection. Figure 4 illustrates the same area as that of figure 3, but the modified projection has been used to reduce some of the distortion inherent in the pure perspective version. Note the differences between the figures, especially in the west coast areas of the US, the northern coast of South America, and the upper reaches

Figure 4: This is the same view as that in figure 3, but here we have used the modified perspective projection to reduce some of the distortion. Compare the west coast of the United States, the northern coast of South America, and the upper reaches of Hudson Bay. Remember that both maps cover the same area.





See us  
at NCC on  
booth 323 in  
the New York  
Hilton

# A DEVELOPMENT TOOL FOR INTERACTIVE SOFTWARE

CIS COBOL is more than an efficient COBOL Compiler, it is a complete software development tool for business and office automation systems. It enables the programmer to write applications in a powerful subset of ANSI 74 standard COBOL and to take advantage of CIS COBOL language extensions such as interactive screen handling which are designed to fully exploit the special features of the microcomputer environment. Version 3 of CIS COBOL has many language additions but the compiler still requires only 20K bytes of memory and runs on 8080 and Z80 based microcomputers with 32K to 64K under the popular CP/M\* operating system.

CIS COBOL is designed to support interactive applications. Areas of a CRT screen are mapped onto record descriptions in your CIS COBOL program and data is transferred using the ACCEPT and DISPLAY verbs providing full cursor manipulation and data entry facilities to the CRT operator. CIS COBOL language extensions enable the screen position at which the transfer is to start to be specified, protected fields to be defined and the CURSOR position to be detected and set by the program.

CIS COBOL is able to exploit features of the microcomputer. Language extensions in CIS COBOL enable programs to define file names at run time, to read and write text files of variable record length and to access free memory in varying machine configurations. CIS COBOL supports run time subroutines written in assembler and accessed from COBOL by means of the CALL USING verb. Built in subroutines implement facilities to CHAIN programs together, PEEK and POKE memory locations outside your COBOL program and GET and PUT data to special peripheral devices via your microcomputer's I/O ports.

CIS COBOL is orientated toward rapid program development. The compiler accepts input of your source program direct from keyboard as well as from source and library files on disk and generates an object file which the CIS COBOL run time system immediately loads and executes or optionally links and saves as a self loading program. The run time system has built-in indexed and relative I/O packages and contains an interactive debug package to help find errors quickly by stepping through the execution of your CIS COBOL program.

CIS COBOL is supported by intelligent utility programs. When you take delivery of CIS COBOL Version 3 on 8 inch or 5 inch diskette you will receive in addition to the compiler and run time system the CONFIG program which enables you to configure CIS COBOL run time systems to drive many different types of "dumb" CRT terminal such as Lear Siegler ADM3A and Hazeltine 1500, plus the time saving FORMS program which allows you to create and edit screen images of business forms and then automatically generate the corresponding COBOL record descriptions to COPY into your CIS COBOL program.



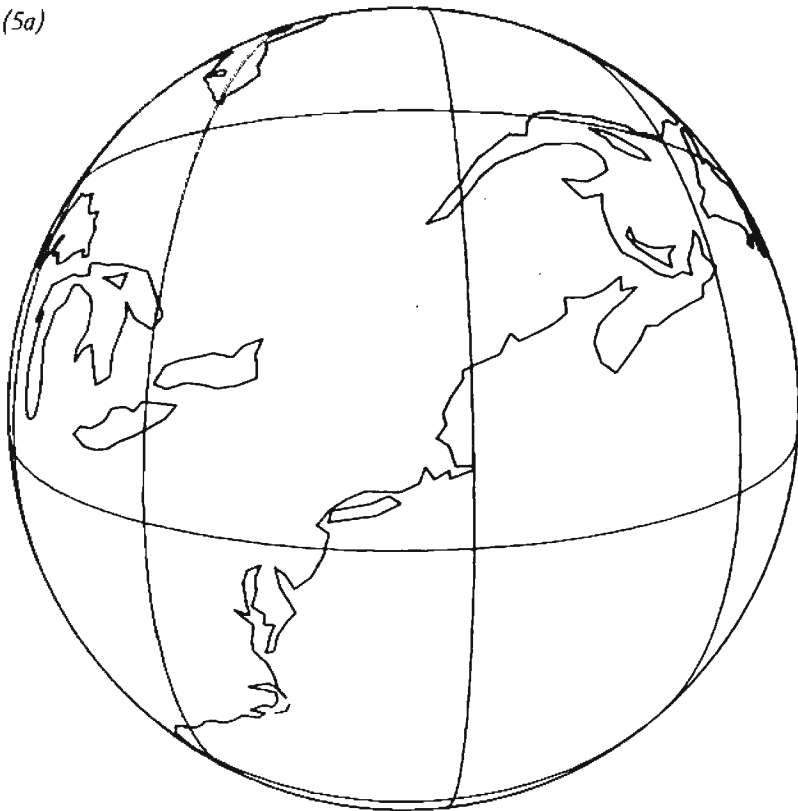
**MICRO FOCUS**

MICRO FOCUS LTD. 58 Acacia Rd. St. Johns Wood, London NW8 6AG  
Telephone: 01-722 8843 Telex: 28536 MICROF G

\*CP/M is a trademark of Digital Research



(5a)



VIEWED FROM 250 KM OVER 42°53'N 71°57'W. FACING 0 DEG AZIMUTH  
PERSPECTIVE PROJECTION PREPARED BY WILLIAM O. JOHNSTON

(5b)



VIEWED FROM 500 KM OVER 42°53'N 71°57'W. FACING 0 DEG AZIMUTH  
PERSPECTIVE PROJECTION PREPARED BY WILLIAM O. JOHNSTON

Figure 5: This is a sequence of views of the Earth as one would see it out the window of a spacecraft taking off from Peterborough NH. The final two views are orthographic, with the last of these illustrating the view after the spacecraft has made a 45° turn to the right. (Figures 5c, 5d, 5e and 5f are shown on pages 118 and 119.)

of Hudson Bay. While figure 3 reproduces the scene as it appears visually, figure 4 shows more clearly all of the areas with which communications can be established when the satellite is at the given point.

Incidentally, all of the Oscar satellites are at altitudes comparable to those of the various polar orbiting weather satellites. Indeed, they are launched on the same rockets. The Oscars take the place of otherwise useless ballast and are ejected a few minutes before or after the weather birds. Consequently, the pictures transmitted from this type of weather satellite, especially the earlier versions, are views similar to that shown in figure 3.

#### Maps for Space Games

Let us now take a look at some maps that will be of special interest to space game fans. Figures 5a through 5f comprise a sequence of views of the Earth as seen from the window of a spacecraft taking off from Peterborough NH (where BYTE Publications is located). The particular altitudes used in generating these figures were chosen arbitrarily, but they could just as well be input from the game program itself. A fairly large altitude change is required to get a significant change of scenery (assuming no lateral movement). Therefore, it is not necessary to update the display very often if the spacecraft is ascending or descending vertically. Whenever the craft is moving laterally, however, you will want to change the display more often.

The final two views in the sequence of figure 5 are orthographic; that is, the point of projection is at infinity. Although this is not truly realistic in terms of what space travelers see as they recede from the Earth, it is typical of the display that the ship's navigator might have on his video console, regardless of altitude. (Of course, the navigator would want to have a map display of an area considerably larger than what could be seen out the window.)

The last view of the sequence shows the orientation after the spacecraft has made a 45° turn to the right (assuming the observer

*Text continued on page 122*





# COMPUTER SOFTWARE

For Homeowners, Businessmen, Engineers, Hobbyists, Doctors, Lawyers, Men and Women

We have been in business for over nine years building a reputation for providing a quality product at nominal prices — NOT what the traffic will bear. Our software is:

- **Versatile** — as most programs allow for multiple modes of operation.
- **Tutorial** — as each program is self prompting and leads you through the program (most have very detailed instructions contained right in their source code).
- **Comprehensive** — as an example our PSD program not only computes Power Spectral Densities but also includes FFT's, Inverse-transforms, Windowing, Sliding Windows, simultaneous FFT's variable data sizes, etc. and as a last word our software is:
- **Readable** — as all of our programs are reproduced full size for ease in reading.

- **Virtually Machine Independent** — these programs are written in a subset of Dartmouth Basic but are not oriented for any one particular system. Just in case your Basic might not use one of our functions we have included an appendix in Volume V which gives conversion algorithms for 19 different Basic's; that's right, just look it up and make the substitution for your particular version. If you would like to convert your favorite program into Fortran or APL or any other language, the appendix in Volume II will define the statements and their parameters as used in our programs.

Over 85% of our programs in the first five volumes will execute in most 8K Basic's with 16K of free user RAM. If you only have 4K Basic, because of its lack of string functions only about 60% of our programs in Volumes I through V would be useable, however they should execute in only 8K of user RAM.

For those that have specific needs, we can tailor any of our programs for you or we can write one to fit your specific needs.

Vol. I	Vol. II	Vol. III	Vol. IV	Vol. V	Vol. VI	Vol. VII	Vol. VIII
Business & Personal Bookkeeping Programs	Binomial	Billing	Bingo	Andy Cap	Ledger	Chess	1040-Tax
Bond	Chi-Sq.	Inventory	Bonds	Baseball	Financials Company accounts and generates financial reports. Includes routines for: Payrl, Inv Dept, A/R, A/P.	Medbil	Balance
Building	Coef	Payroll	Bull	Compare	Designed to challenge the average player fairly comprehensive. Great fun for all, offers a unique opportunity for beginners in need of an opponent.	Wordproc	Checkbook
Compound	Confidence 1	Fit	Enterprise Risk	Confid 10	For Doctors and Dentists alike, a complete patient billing system which also permits the maintaining of a patient history record.	Utility	Inst 1 o 78
Cyclic	Confidence 2	Integration 1	Football	Descrip	Wordprocessing for lawyers, publishers, writers, etc. Write, store, and change from rough draft to final copy in a variety of formats.	Disk utility program with memory testing.	Deprec 2
Decision 1	Correlations	Integration 2	Funds 1	Diff	Computes real cost on bank financed items; cars, boats, etc.		
Decision 2	Curve	Intensity	Funds 2	Engine			
Depreciation	Differences	Lola	Go-Moku	Fourier			
Efficient	Dual Plot	Macro	Jack	Horse			
Flow	Exp-Distr	Max. Min.	Lite	Integers			
Installment	Least Squares	Navald	Loans	Logic			
Interest	Paired	Optical	Mazes	Playboy			
Investments	Plot	Planet	Poker	Primes			
Mortgage	Polynoms Fit	PSD	Popul	Probal			
Optimize	Regression	Rand 1	Profits	Quadrac			
Order	Stat 1	Rand 2	Rates	Red Baron			
Perf Tree	Stat 2	Solve	Rubic	Regression 2			
Rate	T-Distribution	Sphere Trian	Solve	Road Runner			
Return 1	Unpaired	Stars	Retire	Roulette			
Return 2	Variance 1	Track	Savings	Santa			
Schedule 1	Variance 2	Triangle	SBA	Stat 10			
	XY	Variable	Tic-tac-Toe	Stat 11			
	APPENDIX A	Vector		Steel			
				Top			
				Vary			
				Xmas			
				APPENDIX B			

Vol. I — \$24.95 Bookkeeping Games Pictures	Vol. II — \$24.95 Math/Engineering Plotting/Statistics Basic Statement Def.	Vol. III — \$39.95 Advanced Business Billing, Inventory Investments Payroll	Vol. IV — \$9.95 General Purpose	Vol. V — \$9.95 Experimenter's Program	Vol. VI — \$49.95 Mini-Ledger	Vol. VII — \$39.95 Professional Programs	Vol. VIII — \$9.95 Homeowner's Programs
--	--	---	-------------------------------------	---	----------------------------------	--	---

AVAILABLE AT MOST COMPUTER STORES  
Master Charge and Bank Americard accepted.  
Our Software is copyrighted and may not be reproduced or sold.  
Add \$150 per volume handling, all domestic shipments sent U.P.S. except APO and RO. Box which go parcel post. Foreign orders add \$8.00/volume for air shipment and make payable in U.S. dollars only.

**SR** **SCIENTIFIC RESEARCH**  
P.O. Box 490099-B Key Biscayne, FL 33149  
Phone orders call 800-327-6543 Information — (305) 361-1153

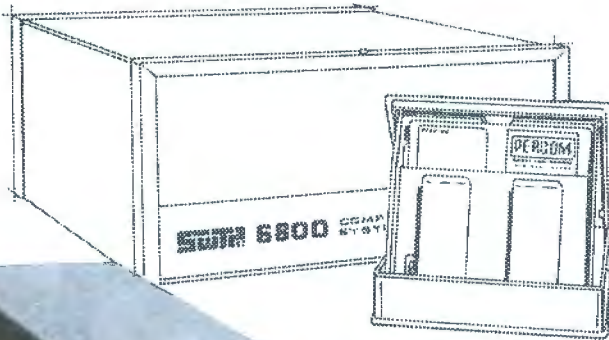


For your SWTP 6800 Computer . . .

# PERCOM's™ FLOPPY DISK SYSTEM

## the LFD-400

Ready to plug in and run the moment you receive it. Nothing else to buy, no extra memory. No "booting" with PerCom MINIDOS-PLUSX™, the remarkable disk operating system on EPROM. Expandable to either two or three drives. Outstanding operating, utility and application programs.



To order  
or request  
literature  
call Percom  
toll-free  
1-800-527-1592.

only  
**\$599<sup>95</sup>**

fully assembled and tested  
shipping paid

# PERCOM™

PERCOM DATA COMPANY, INC.

Dept. B 211 N. Kirby Garland, TX 75042  
(214) 272-3421

For the low \$599.95 price, you not only get the disk drive, drive power supply, SS-50 bus controller/interface card, and MINIDOS-PLUSX™, you also receive:

- an attractive metal enclosure
- a fully assembled and tested interconnecting cable
- a 70-page instruction manual that includes operating instructions, schematics, service procedures and a complete listing of MINIDOS™
- technical memo updates — helpful hints which supplement the manual instructions
- a 90-day limited warranty.

### SOFTWARE FOR THE LFD-400 SYSTEM

#### Disk operating and file management systems

**INDEX™** The most advanced disk operating and file management system available for the 6800. Interrupt Driven EXecutive operating system features file-and-device-independent, queue-buffered character stream I/O. Linked-file disk architecture, with automatic file creation and allocation for ASCII and binary files, supports sequential and semi-random access disk files. Multi-level file name directory includes name, extension, version, protection and date. Requires 8K RAM at \$A000. Diskette includes numerous utilities . . . . . \$99.95  
**MINIDOS-PLUSX™** An easy-to-use DOS for the small computing system. Supports up to 31 named files. Available on ROM or diskette complete with source listing . . . . . \$39.95

#### BASIC Interpreters and Compilers

**SUPER BASIC** A 10K extended disk BASIC interpreter for the 6800. Faster than SWTP BASIC. Handles data files. Programs may be prepared using a text editor described below . . . . . \$49.95  
**BASIC BANDAID™** Turn SWTP 8K BASIC into a random access data file disk BASIC. Includes many speed improvements, and program disk CHAINing . . . . . \$17.95  
**STRUBAL+™** A STRUctured Basic Language compiler for the professional programmer. 14-digit floating point, strings, scientific functions, 2-dimensional arrays. Requires 20K RAM and Linkage Editor (see below). Use of the following text editors to prepare programs. Complete with RUN-TIME and FLOATING POINT packages \$249.95

#### Text Editors and Processors

**EDIT68** Hemenway Associates' powerful disk-based text editor. May be used to create programs and data files. Supports MACROS which perform complex, repetitive editing functions. Permits text files larger than available RAM to be created and edited . . . . . \$39.95  
**TOUCHUP™** Modifies TSC's Text Editor and Text Processor for PerCom disk operation. ROLL function permits text files larger than available RAM to be created and edited. Supplied on diskette complete with source listing . . . . . \$17.95

#### Assemblers

**PerCom 6800 SYMBOLIC ASSEMBLER** Specify assembly options at time of assembly with this symbolic assembler. Source listing on diskette . . . . . \$29.95  
**MACRO-RELOCATING ASSEMBLER** Hemenway Associates' assembler for the programming professional. Generates relocatable linking object code. Supports MACROS. Permits conditional assembly . . . . . \$79.95  
**LINKAGE EDITOR** — for STRUBAL+™ and the MACRO-Relocating assembler . . . . . \$49.95  
**CROSS REFERENCE** Utility program that produces a cross-reference listing of an input source listing file . . . . . \$29.95

#### Business Applications

**GENERAL LEDGER SYSTEM** Accommodates up to 250 accounts. Financial information immediately available — no sorting required. Audit trail information permits tracking from GL record data back to source document. User defines account numbers . . . . . \$199.95  
**FULL FUNCTION MAILING LIST** 700 addresses per diskette. Powerful search, sort, create and update capability . . . . . \$99.95  
**PERCOM FINDER™** General purpose information retrieval system and data base manager . . . . . \$99.95


™ trademark of PERCOM Data Company, Inc.

#### Ordering information

To order, call toll free 1-800-527-1592. MC and VISA welcome. COD orders require 30% deposit plus 5% handling charge. Allow three weeks for delivery. Allow three extra weeks if payment is by personal check. Texas residents add 5% sales tax.

**PERCOM 'peripherals for personal computing'**





## From PERCOM

- One-Drive System  
\$399 (40-track) & \$875 (77-track)
  - Two-Drive System  
\$785 (40-track drives) & \$1350 (77-track drives)
  - Three-Drive System  
\$1195 (40-track drives) & \$2025 (77-track drives)
- Requires Expansion Interface, Level II BASIC & 16K RAM

## Low Cost Add-On Storage for Your TRS-80\* . In the Size You Want.

When you're ready for add-on disk storage, we're ready for you.  
Ready with six mini-disk storage systems — 102K bytes to 591K bytes of  
additional *on-line* storage for your TRS-80\* .

- Choose either 40-track TFD-100™ drives or 77-track TFD-200™ drives.
- One-, two- and three-drive systems immediately available.
- Systems include Percom PATCH PAK #1™, on disk, at no extra charge. PATCH PAK #1™ de-glitches and upgrades TRSDOS\* for 40- and 77-track operation.
- TFD-100™ drives accommodate "flippy disks." Store 205K bytes per mini-disk.
- Low prices. A single-drive TFD-100™ costs just \$399. Price includes PATCH PAK #1™ disk.
- Enclosures are finished in system-compatible "Tandy-silver" enamel.

Whether you need a single, 40-track TFD-100™ add-on or a three-drive add-on with 77-track TFD-200™s, you get more data storage for less money from Percom.

Our TFD-100™ drive, for example, lets you store 102.4K bytes of data on one side of a disk — compared to 80K bytes on a TRS-80\* mini-disk drive — and 102.4K bytes on the other side, too. Something you can't do with a TRS-80\* drive. That's almost 205K bytes per mini-disk.

And the TFD-200™ drives provide 197K bytes of on-line storage per drive

— 197K, 394K and 591K bytes for one-, two and three-drive systems.

PATCH PAK #1™, our upgrade program for your TRSDOS\*, not only extends TRSDOS\* to accommodate 40- and 77-track drives, it enhances TRSDOS\* in other ways as well. PATCH PAK #1™ is supplied with each drive system at no additional charge.

The reason you get more for less from Percom is simple. Peripherals are not a sideline at Percom. Selling disk systems and other peripherals is our main business — the reason you get more engineering, more reliability and more back up support for less money.

In the Product Development Queue . . . a *printer interface* for using your TRS-80\* with any serial printer, and . . . the *Electric Crayon*™ to map your computer memory onto your color TV screen — for games, animated shows, business displays, graphs, etc. Coming PDQ!

™ TFD-100, TFD-200, PATCH PAK and Electric Crayon are trademarks of PERCOM DATA COMPANY  
\*TRS-80 and TRSDOS are trademarks of Tandy Corporation and Radio Shack which have no relationship to PERCOM DATA COMPANY



PERCOM DATA COMPANY, INC  
DEPT. B • 211 N. KIRBY • GARLAND, TX 75042

To order add-on mini-disk storage for your TRS-80\*, or request additional literature, call Percom's toll-free number: 1-800-527-1592. For detailed Technical Information call (214) 272-3421.

Orders may be paid by check or money order, or charged to Visa or Master Charge credit accounts. Texas residents must add 5% sales tax

**Percom 'peripherals for personal computing'**

# ★P.E.T.★Food★

DAY	C	AMOUNT	METH OF PAY	DESCRIPTION
1	A	3.33	CASH	PENNZOIL
2	Z	35.98	MCHG	CRITTERS
3	C	288.11	B OF A	WOOL SUIT
4	Z	1.29	CASH	TOOTHBRUSH
5	E	9.95	CHKM101	BOOK
6	F	68.47	CASH	2 WEEK'S FOOD
7	G	13.44	MCHG	GIFT FOR WIFE
8	B	316	CHKM101	MORTGAGE
9	I	2.75	CASH	PAY FOR 1 HOUR
10	Z	5.81	CASH	SUIT CLEANED

To go on, press any key

## Household Finance Part 1

You spent the following amounts in each category for the months of JANUARY FEBRUARY

CATEGORY	AMOUNT	CATEGORY	AMOUNT
AUTO	19.46	INCOME	28.75
MRTG	328.73	TAXES	2.00
CLOTHES	48.61	MEDICAL	2.00
ENTERTAIN	31.89	INSUR	281.55
EDUC	342.96	SAVINGS	36.00
FOOD	229.78	UTIL	36.23
GIFTING	53.44	VACTION	182.41
HOUSE		MISC	78.13

Total amount spent was 4358.99  
 Total income was 2.75  
 Do you want a spending profile for this period?(Y or N)

## Household Finance Part 2

**Part 1** inputs, lists, adds, updates, changes, and deletes items. Writes data to a cassette tape.

**Part 2** reads data tape; gives single item, single month and year-to-date sums.

Both parts.....\$15.00

» Also Available «

**SPACE WAR..\$10.00**

**Household Utility 1 (3 Programs)... \$12.00**

**Dual Joystick Interface ....\$45.00**

**SEAWOLF... \$10.00**

**BREAKOUT..\$10.00**

**LIFE.....\$20.00**

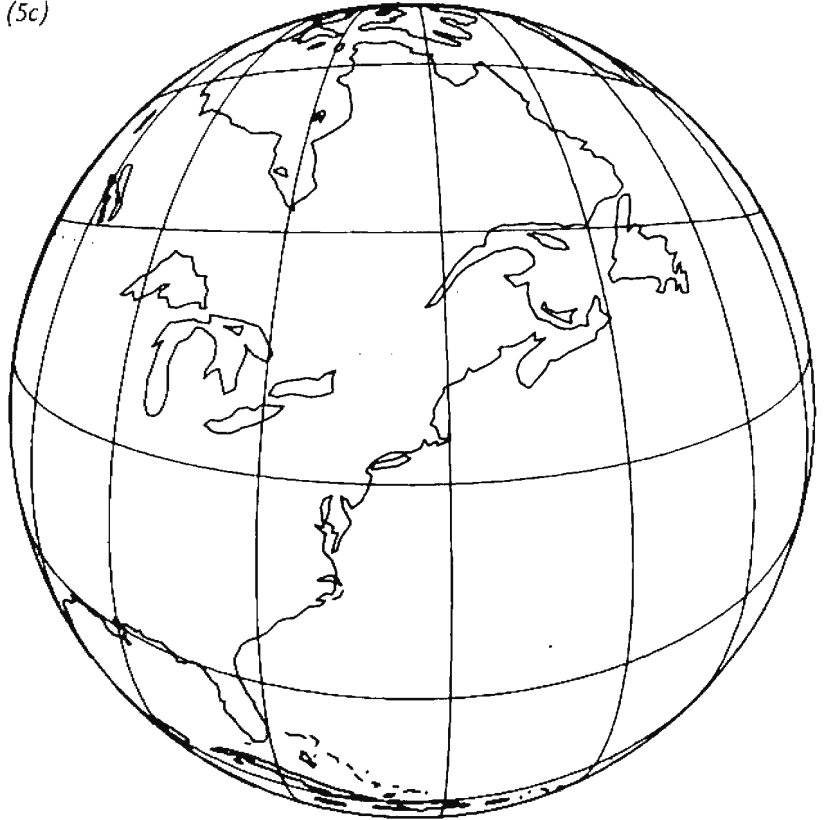
**ORDERS:** Send check, money order, or VISA/Mastercharge (include expiration date) and add \$1.50 shipping. Calif. residents add 6% sales tax.

**INFORMATION:** More information on these and many other currently available programs is available on a free flyer. Write directly to Creative Software.

**Creative Software**

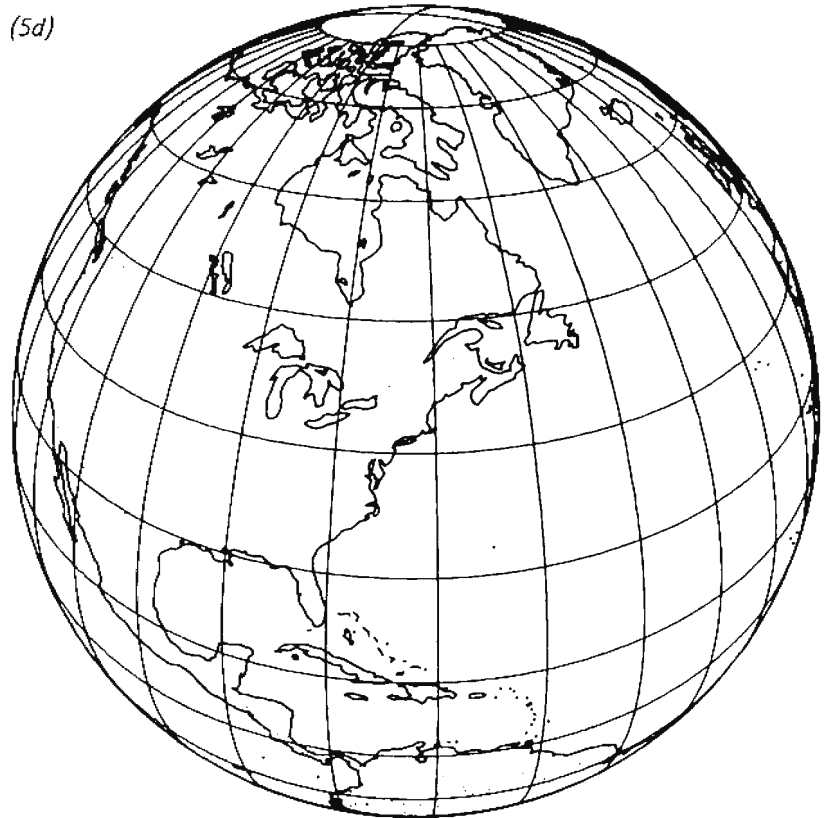
P.O. BOX 4030, MOUNTAIN VIEW, CA 94040

(5c)



VIEWED FROM 1000 KM OVER 42:53N 71:57W, FACING 0 DEG AZIMUTH PERSPECTIVE PROJECTION PREPARED BY WILLIAM D. JOHNSTON

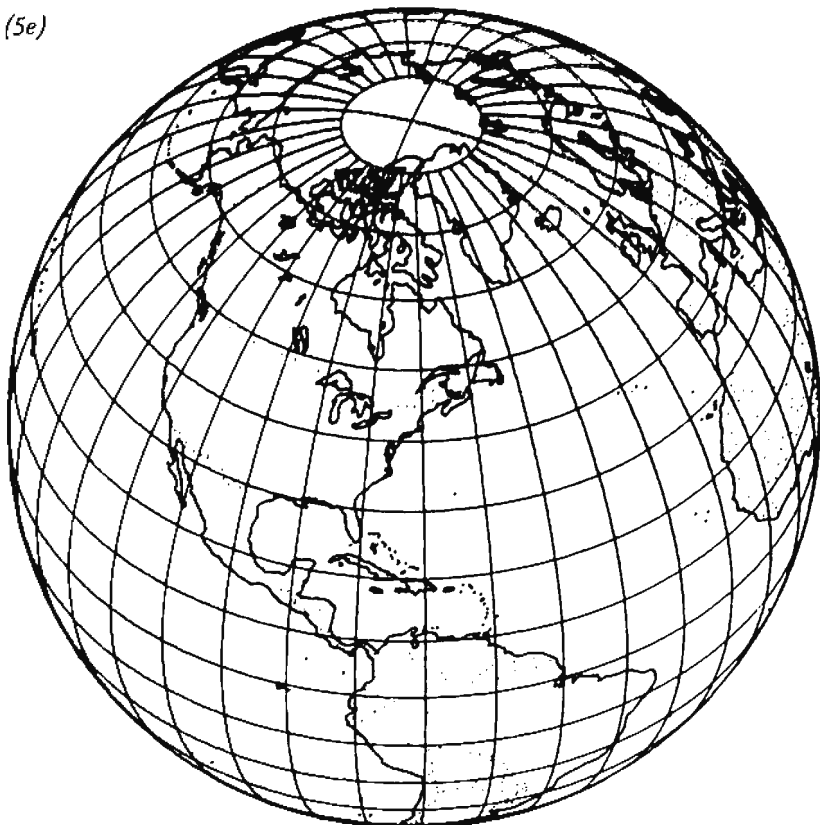
(5d)



VIEWED FROM 5000 KM OVER 42:53N 71:57W, FACING 0 DEG AZIMUTH PERSPECTIVE PROJECTION PREPARED BY WILLIAM D. JOHNSTON

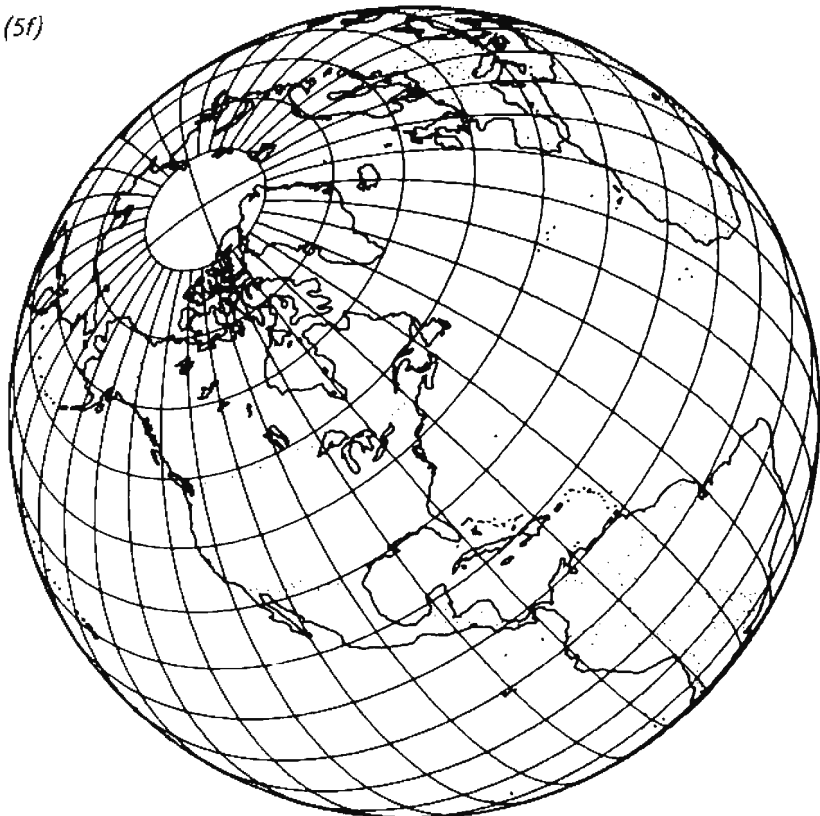


(5e)



VIEWED FROM INFINITY, OVER 42:53N 71:57W, FACING 0 DEG AZIMUTH  
PERSPECTIVE PROJECTION PREPARED BY WILLIAM D. JOHNSTON

(5f)



VIEWED FROM INFINITY, OVER 42:53N 71:57W, FACING 45 DEG AZIMUTH  
PERSPECTIVE PROJECTION PREPARED BY WILLIAM D. JOHNSTON

# MORE BANG PER BUCK

The PERKIN-ELMER BANTAM



**ALL  
NEW**

**\$799.00**

All the Features of the  
Hazeltine 1400 & LSI ADM-3A  
**Plus**

Upper/Lower Case	Tab Function
7 x 10 Char Matrix	Backspace Key
White or Black Char.	Shiftlock Key
Transparent Mode	Print Key
	Integrated Numeric Pad

\$41.61 per month  
Lease-Purchase



**\$1095.00**

**TELETYPE  
MODEL 43  
KSR**

with RS232  
10 or 30 CHAR/SEC  
132 COLUMNS  
UPPER/LOWER CASE



**USR-310  
Originate  
Acoustic  
Coupler**

0-300 Baud  
Crystal Controlled

Stand Alone  
RS232

**\$149.00**



**USR-330  
Originate  
Auto-Answer  
Modem**

FCC Certified for Direct Connection  
to Phone Lines

**USR-320 Auto-Answer  
Only Modem \$299.00**

All Units include a 120 day warranty  
Optional Maintenance package available.

**Any Product may be returned  
within 10 days for a full refund.**

**U.S. ROBOTICS, INC.**  
1035 W. LAKE ST.  
CHICAGO, ILL. 60607

Sales	(312) 733-0497
General Offices	(312) 733-0498
Service	(312) 733-0499

# AW, cut it out!

Heath H8/H17 modified CP/M available June 1

**NEWS FLASH!**  
Lieboat Software now available on OHIO SCIENTIFIC C3 format

## DIGITAL RESEARCH

- CP/M\* FDOS** — Diskette Operating System complete with Text Editor, Assembler, Debugger, File Manager and system utilities. Available for wide variety of disk systems including North Star, Helios II, Micropolis, iCOM (all systems) and Altair. Supports computers such as Sorcerer, Horizon, Sol System III, Versatile, Altair 8800, COMPAL-80, DYNABYTE DB8/2, and iCOM Attache. Specify desired configuration ..... **\$145/\$25**
- MAC** — 8080 Macro Assembler. Full Intel macro definitions. Pseudo Ops include RPC, IRP, REPT, TITLE, PAGE, and MACLIB. Z-80 library included. Produces Intel absolute hex output plus symbols file for use by SID (see below) **\$100/\$15**
- SID** — 8080 symbolic debugger. Full trace, pass count and break-point program testing system with back-trace and histogram utilities. When used with MAC, provides full symbolic display of memory labels and equated values ..... **\$85/\$15**
- TEX** — Text formatter to create paginated, page-numbered and justified copy from source text files, directable to disk or printer ..... **\$85/\$15**
- DESPOOL** — Program to permit simultaneous printing of data from disk while user executes another program from the console ..... **\$50/\$1**

## MICROSOFT

- Disk Extended BASIC** — New version, ANSI compatible with long variable names, WHILE/WEND, chaining, variable length file records ..... **\$300/\$25**
- FORTRAN-80** — ANSI '66 (except for COMPLEX) plus many extensions. Includes relocatable object compiler, linking loader, library with manager. Also includes MACRO-80 (see below) ..... **\$400/\$25**
- COBOL-80** — ANSI '74 Pseudo-compiler with relocatable object runtime package. Format same as FORTRAN-80 and MACRO-80 modules. Complete ISAM, interactive ACCEPT/DISPLAY, COPY, EXTEND ..... **\$625/\$25**
- MACRO-80** — 8080/Z80 Macro Assembler. Intel and Zilog mnemonics supported. Relocatable linkable output. Loader, Library Manager and Cross Reference List utilities included ..... **\$149/\$15**
- MACRO-80 plus FORTRAN subroutine library** available. Library includes ABS, SIGN, EXP, DLOG, SQRT, DSQRT, ATAN, DATAN etc. etc. .... **\$219/\$15**
- EDIT-80** — Very fast random access text editor for text with or without line numbers. Global and intra-line commands supported. File compare utility included ..... **\$89/\$15**

## XITAN (software requires Z-80 CPU)

- Disk BASIC** — Fast powerful interactive interpreter. PRIVACY password security. Can dynamically open a large number of files simultaneously for random or sequential I/O ..... **\$159/\$20**
- Z-TEL** — Text editing language. Expression evaluation iteration and conditional branching ability. Registers available for text and commands. Macro command strings can be saved on disk for re-use ..... **\$69/\$20**
- ASM** Macro Assembler — Mnemonics per Intel with Z-80 extensions. Macro capabilities with absolute Intel hex or relocatable linkable output modules ..... **\$69/\$20**
- LINKER** — Link-edits and loads ASM modules ... **\$69/\$20**
- Z-BUG** debugger — Trace, break-point tester. Supports decimal, octal and hex modes. Disassembler to ASM mnemonic set. Emulation technique permits full tracing and break-point support through ROM ..... **\$89/\$20**

\*CP/M is a trade name of Digital Research

Software with Manual / Manual Alone

- TOP** Text Output Processor — Creates page-numbered, justified documents from source text files ..... **\$69/\$20**

- Super BASIC** — Sub-set of Xitan Disk BASIC with extensive arithmetic and string features but without random access data file support. Available optionally with features to support VDB Xitan video output board ..... **\$99/\$20**

- A3 package** includes Z-TEL, TOP, ASM and Super BASIC ..... **\$249/\$40**

- A3+ package** includes Disk BASIC, Z-TEL, TOP, ASM, Z-BUG and LINKER ..... **\$409/\$40**

## MICROPRO

- Super Sort I** — Sort, merge, extract utility as absolute executable program or linkable module in Microsoft format. Sorts fixed or variable records with data in binary, BCD, Packed Decimal, EBCDIC, ASCII, floating, fixed point, exponential, field justified, etc. etc. Even variable number of fields per record! ..... **\$250/\$25**

- Super Sort II** — Above available as absolute program only ..... **\$200/\$25**

- Super Sort III** — As II without SELECT/EXCLUDE ..... **\$150/\$25**

- Word Master** Text Editor — In one mode has super-set of CP/M's ED commands including global searching and replacing, forward and backwards in file. In video mode, provides full screen editor for users with serial addressable-cursor terminal ..... **\$150/\$25**

- Corresponder** — Mail list system, supporting form letter generation with personalized greetings. Reference fields permit sorting and extraction by name, address fields or reference data using Super Sort. Requires CBASIC ..... **\$85/\$25**

## SOFTWARE SYSTEMS

- CBASIC-2** Disk Extended BASIC — Non-interactive BASIC with pseudo-code compiler and runtime interpreter. Supports full file control, chaining, integer and extended precision variables etc. Version 1 users can receive Version 2 and new manual for \$45 with return of original diskette. Standard CP/M and TRS-80 CP/M versions available ..... **\$90/\$15**

## STRUCTURED SYSTEMS GROUP

- General Ledger** — Interactive and flexible system providing proof and report outputs. Customization of COA created interactively. Multiple branch accounting centers. Extensive checking performed at data entry for proof, COA correctness etc. Journal entries may be batched prior to posting. Closing procedure automatically backs up input files. All reports can be tailored as necessary. Requires CBASIC ..... **\$899/\$20**

- Accounts Receivable** — Open item system with output for internal aged reports and customer-oriented statement and billing purposes. On-Line Enquiry permits information for Customer Service and Credit departments. Interface to General Ledger provided if both systems used. Requires CBASIC ..... **\$699/\$20**

- Accounts Payable** — Provides aged statements of accounts by vendor with check writing for selected invoices. Can be used alone or with General Ledger and/or with NAD. Requires CBASIC ..... **\$699/\$20**

- NAD** Name and Address selection system — interactive mail list creation and maintenance program with output as full reports with reference data or restricted information for mail labels. Transfer system for extraction and transfer of selected records to create new files. Requires CBASIC ..... **\$79/\$20**

- QSORT** — Fast sort/merge program for files with fixed record length, variable field length information. Up to five ascending or descending keys. Full back-up of input files created. Parameter file created, optionally with interactive program which requires CBASIC. Parameter file may be generated with CP/M assembler utility ..... **\$95/\$20**

All Microsoft prices are discounted!

Structured Systems prices are discounted!



Software for most popular 8080/Z80 computer disk systems, including **NORTH STAR, MICROPOLIS, iCOM, SD SYSTEMS, DYNABYTE DB8/2, HELIOS, ALTAIR, TRS-80, 8" IBM and OHIO SCIENTIFIC** formats.

Software with Manual/Manual Alone

Software with Manual/Manual Alone

**GRAHAM-DORIAN SOFTWARE SYSTEMS**

- PAYROLL SYSTEM** — Maintains employee master file. Computes payroll withholding for FICA, Federal and State taxes. Prints payroll register, checks, quarterly reports and W-2 forms. Can generate ad hoc reports and employee form letters with mail labels. Requires CBASIC. Supplied in source code. .... **\$605/\$35**
- APARTMENT MANAGEMENT SYSTEM** — Financial management system for receipts, disbursements and security deposits of apartment projects. Captures data on vacancies, revenues, etc. for annual trend analysis. Daily report shows late rents, vacancy notices, vacancies, income lost through vacancies, etc. Requires CBASIC. Supplied in source code. .... **\$605/\$35**
- INVENTORY SYSTEM** — Captures stock levels, costs, sources, sales, ages, turnover, markup, etc. Transaction information may be entered for reporting by salesman, type of sale, date of sale, etc. Reports available both for accounting and decision making. Requires CBASIC. Supplied in source code. .... **\$605/\$35**

**OTHER**

- Z80 Development Package** — Consists of: (1) disk file line editor, with global inter and intra-line facilities; (2) Z80 relocating assembler, Zilog/Mostek mnemonics, conditional assembly and cross reference table capabilities; (3) linking loader producing absolute Intel hex disk file for CP/M LOAD, DDT or SID facilities. Standard CP/M and TRS-80 CP/M versions available ..... **\$95/\$15**
- TEXTWRITER II** — Text formatter to justify and paginate letters and other documents. Special features include insertion of text during execution from other disk files or console, permitting recipe documents to be created from linked fragments on other files. Ideal for contracts, manuals, etc. .... **\$75/\$5**
- DISINTEL** — Disk based disassembler to Intel 8080 or TDL/Xitan Z80 source code, listing and cross reference files. Intel or TDL/Xitan pseudo ops optional. Runs on 8080. Standard CP/M and TRS-80 CP/M versions available ..... **\$65/\$10**
- DISZILOG** — As DISINTEL to Zilog/Mostek mnemonic files. Runs on Z80 only. Standard CP/M and TRS-80 CP/M versions available ..... **\$65/\$10**

- WHATSIT?** — Interactive data-base system using associative tags to retrieve information by subject. Hashing and random access used for fast response. Requires CBASIC ..... **\$125/\$25**
- XYBASIC** Interactive Process Control BASIC — Full disk BASIC features plus unique commands to handle bytes, rotate and shift, and to test and set bits. Available in Integer, Extended and ROMable versions. Integer Disk or Integer ROMable ..... **\$295/\$25**  
Extended Disk or Extended ROMable ..... **\$395/\$25**
- SMAL/80** Structured Macro Assembled Language — Package of powerful general purpose text macro processor and SMAL structured language compiler. SMAL is an assembler language with IF-THEN-ELSE, LOOP-REPEAT-WHILE, DO-END, BEGIN-END constructs ..... **\$75/\$15**
- Selector II** — Data Base Processor to create and maintain single Key data bases. Prints formatted, sorted reports with numerical summaries. Available for Microsoft and CBASIC (state which). Supplied in source code ..... **\$195/\$20**
- Selector III** — Multi (i.e., up to 24) Key version of Selector II. Comes with applications programs including Sales Activity, Inventory, Payables, Receivables, Check Register, Expenses, Appointments, and Client/Patient. Requires CBASIC Supplied in source code ..... **\$295/\$20**  
Enhanced version for CBASIC-2 ..... **\$345/\$20**
- CPM/374X Utility Package** — has full range of functions to create or re-name an IBM 3741 volume, display directory information and edit the data set contents. Provides full file transfer facilities between 3741 volume data sets and CP/M files ..... **\$195/\$10**
- Flippy Disk Kit** — Template and instructions to modify single sided 5 1/4" diskettes for use of second side in singled sided drives ..... **\$975**
- BASIC Comparison** — A comprehensive features and performance analysis of five 8080 disk BASIC languages — CBASIC, BASIC-E, XYBASIC, Microsoft Disk Extended BASIC, and Xitan's Disk BASIC. Itemizes results of 21 different benchmark tests for speed and accuracy and lists instructions and features of each BASIC ..... (send 20¢ S.A.S.E.) **FREE**
- TRS-80 FORTRAN PACKAGE** — Professional disk-based language and utility package written by Microsoft, creators of Level II BASIC, the package runs on a TRS-80 system with 32K RAM, one or more drives and TRSDOS. The software is supplied on diskettes and consists of a relocatable machine code FORTRAN Compiler, Macro Assembler, a Linking Loader, Subroutine Library, Text Editor ..... **\$325**  
Macro assembler, loader and editor alone ..... **\$165**

# Fill it in.

Lifeboat Associates, 2248 Broadway, New York, N.Y. 10024 (212) 580-0082

Software		Price
<input type="checkbox"/> manual alone		
<input type="checkbox"/> manual alone		
<input type="checkbox"/> Check <input type="checkbox"/> U.P.S. COD <input type="checkbox"/> Visa <input type="checkbox"/> Master Charge		Shipping
Account #	Exp. Date	\$1.00 for C.O.D.
Signature		Total

My computer configuration (specifying disk system): \_\_\_\_\_

Name \_\_\_\_\_

Address (No P.O. Box) \_\_\_\_\_

City \_\_\_\_\_ State \_\_\_\_\_ Zip \_\_\_\_\_

EFFECTIVE APRIL 15, 1979 ™ The Software Supermarket is a trademark of Lifeboat Associates

All software requires CP/M for operation except TRS-80 FORTRAN

Disk systems and formats: North Star single or double density, IBM single or 2D/256, Altair, Helios II, Micropolis Mod I or II, 5 1/4" soft sector (Micro iCOM/SD Sales/Dynabyte), etc

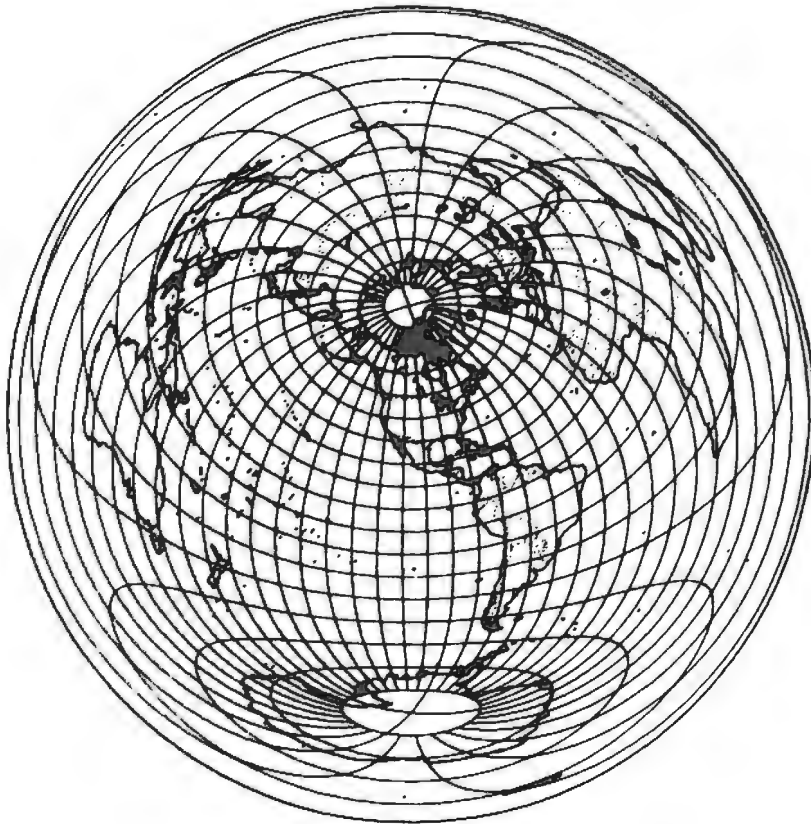
Add \$1.00 shipping (\$2 min.). Add \$1 additional for UPS C.O.D.

Manual cost applicable against price of subsequent software purchase.

The sale of each proprietary software package conveys a license for use on one system only.



## Azimuthal Equidistant Maps



41:59N 106:47W  
AZIMUTHAL EQUIDISTANT PROJECTION PREPARED BY WILLIAM O. JOHNSTON

Figure 6: This azimuthal equidistant map is basically the same as those illustrated in part 1. We have added a grid of meridians and parallels to emphasize geographic distribution.

Text continued from page 114:  
was facing north to begin with). The program permits the view to be rotated by any amount and for any map, regardless of altitude. As mentioned earlier, this feature is particularly useful when the map is being generated on a video terminal.

Figure 6 illustrates a map that is very similar to the azimuthal equidistant (great circle) maps shown in part 1. The primary difference is that we have added a grid of meridians and parallels to figure 6 to give more meaning to geographic distribution. This map projection is extremely useful when applied to such fields as navigation and radio communication, but you must not forget the inherent distortions. The grid system on this map helps dramatize where these distortions lie.

Another azimuthal equidistant projection is presented in figure 7, but the coverage is limited to 90° of arc (half that of the map in figure 6). This not only expands the scale of the map, but it eliminates the portion with the greatest distortion. The example is of an Oscar satellite communications coverage map centered on a location near Geneva, Switzerland. By taking advantage of the fact that radial distances (and, hence, arc distances) from the center are linear in this type of projection, it is a simple matter to draw a circle that will indicate the maximum possible communication range through a given satellite. The central location (Geneva, in this case) can then communicate to any location within the circle, at some time or another, depending upon the satellite's position.

The map, in this example, has been overlaid with three different circles to show the maximum range for all of the currently operational satellites (Oscar 7, Oscar 8, and RS:1-2, starting with the inner circle and moving outward). Note the difference

**BODY PERIPHERALS**  
Silk Screen Printed Sepia on Quality White Cotton/Poly T-Shirts

TO ORDER: PRINT Your Name, Address, Zip, Styles and Sizes Desired (S,M,L,XL) on a Sheet of Paper. Include \$6.95 Per Shirt. (Three for \$18.00) Out of U.S.A. Send \$8.00 US Currency International Money Order for Each Shirt.

Our Shirts are Made in America and Do Not Shrink!  
Custom Designs Available for Your Club - Dealer Inquiries Welcomed.  
BODY PERIPHERALS P. O. Box 945 Chanute, Kansas 66720

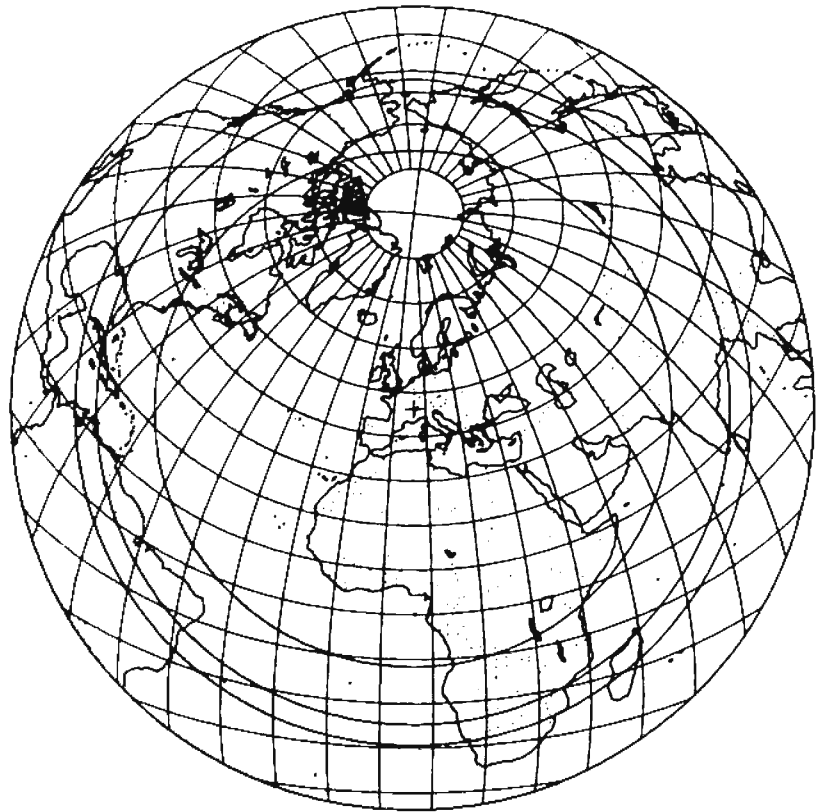


between this map and those in figures 3 and 4. The map in figure 7 shows *all* locations with which communication is possible, irrespective of satellite position, whereas the maps of figures 3 and 4 show where communication is possible at some particular moment in time when the satellite is over a given point.

### Summary

In part I we discussed the fundamental methods and resources required to produce any kind of map on a computer. We also presented several simple programs in BASIC, each containing only about a dozen executable statements, but which are capable of producing a number of attractive and useful map projections.

In this conclusion to "Computer Generated Maps", we have shown both the need and the means to develop a single, general purpose, map projection program with the flexibility to produce a variety of perspective and azimuthal equidistant maps. The subroutine given in listing 1 is an efficient, functional program which does just that, yet it only contains about 60 executable statements. All of the maps illustrated in this article were produced by that program, and they are only a sampling of its total capability. Whether you plan to generate maps for use with communications satellites, maps for the captain's console of a spacecraft, or maps for the sake of having maps, the program presented here can enhance your system's capability enormously and give you many hours of enjoyment. ■



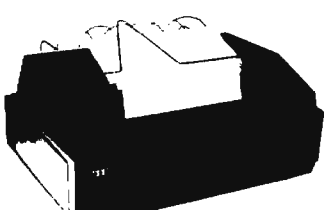

46 112N 6 109E  
AZIMUTHAL EQUIDISTANT PROJECTION PREPARED BY WILLIAM D. JOHNSTON

Figure 7: Another azimuthal equidistant projection is presented here, but we have limited the coverage to 90° of arc. This expands the scale of the map. The three concentric circles that have been superimposed on this map show the maximum possible communications range from the central location, through all of the currently operational amateur radio communications satellites (Oscar 7, Oscar 8, and RS:1-2).

TELETYPES®

IMMEDIATE DELIVERY

MODEL 40 300 LPM PRINTERS





- Mechanism or complete assembly
- 80-column friction feed
- 80-column tractor feed
- 132-column tractor feed

INTERFACES

- EIA-RS232
- Simplified EIA-like interface
- Standard serial interface
- Parallel device interface

MODEL 43 TERMINALS



- 4310 RO (Receive Only)
- 4320 KSR (Keyboard Send-Receive)
- 4340 BSR (Buffered Send-Receive)

INTERFACES

- TTL Serial
- EIA RS232 or DC20 to 60ma
- 103-type built-in modem

FEDERAL Communications Corporation

11126 Shady Trail, Dallas, Texas 75229, (214) 620-0644,  
TELEX 732211 TWX 910-860-5529

# Write faster in BASIC, FORTRAN, or COBOL

## Document & modify more easily, too

**Human-engineered to do the job better.** Yes, you really can get flawless code faster, using the Stirling/Bekdorf™ system of software development tools with structured programming concepts. The 78F2, 78P4, and 78C1 are human-engineered to reduce initial errors, improve debugging speed, and aid concept communication. First, use the 78F2 Flowchartrix™ to lay out your original concept blocks. Then use it to write a finely detailed flowchart.

**54% more logic cells than other flowchart forms, put far more of your program on each page.** Each Flowchartrix has a full 77 logic cells, not just 50. This saves paper, and makes your finished flowcharts easier to understand. By seeing up to 27 extra steps of a program on each page, you comprehend program flow more clearly. You save money and storage space, too.

**Every matrix cell in the 7 x 11 matrix has a specific label to help you track branch points.** When you write program documentation, having a separate reference point for each cell makes your program much easier to describe clearly.

**With Flowchartrix, you don't need a shape template to draw remarkably regular logic symbols.** Guides for the most-used logic symbols are right in each matrix cell, to help you draw most standard flowchart symbols entirely free-hand.

**78P4 Print-Out Designers are next.** When you finish flowcharting, lay out the printed reports your program will generate. Then when you write code you blaze through the report generation segments right along with the rest of your program.

**Unique 70 x 160 matrix accommodates even proportional-spacing word processor formats.** The 160-column width can handle practically any printer format. The 78P4 is big, 14½ x 22 inches, because we've scaled the cell size to human writing comfort, not machine print, giving nearly twice the character-writing area of other printout design sheets.

**Special 5-column area records the program line number of the code which creates each printed line.** It shows, at a glance, exactly which line of code creates each line of your report, saving hours of needless search time when you must change the report format (and don't you always have to, sooner or later?).

**Every sheet of 78C1 gives you 2 form uses for the price of one.** Use 78C1's full 28 line x 80 column grid area to code regular program steps. Then for interactive or instructional sections, simply keep your characters within the appropriate CRT indicator lines, and you'll automatically know where every character will show on your CRT screen.

**28 line x 80 column coding capacity saves you 14 sheets out of every 100,** compared to 24-line forms. 86 sheets hold more program steps than 100 sheets of any 24-line form, yet we offer full-size 6mm x 3mm grid blocks to give you comfortable writing room and visual space between lines.

**Works with your CRT display, no matter what brand you own.** Equipped for both 16 line x 64 column and 24 line x 80 column display formats.

Available in three versions (one for BASIC languages, one for FORTRAN, another for COBOL). The 78C1 is so powerful we include a 7-page instruction manual with every order.

**Every tool in the Stirling/Bekdorf system is surface-engineered to take both pen & pencil without blotching.** Our tough, extra-heavy, 22# paper is pure enough to use with critical magnetic ink character readers, and gives you crisp, sharp characters with pencil or plastic-tip pen.

**Every part of our system uses eye-comfortable soft blue grids.** All grid rulings, tints, and division rules are reproduced in a special shade of blue, easy on your eyes even after hours of continuous programming. If you're a professional programmer, you'll particularly appreciate our improvement over the green lines you've been writing on.

**A 3-ring binder is one more of our secrets for your success.** All your notes, logic concepts, flowcharts, code, CRT layouts, print-out designs, and documentation can be kept together, in order, in one place. When everything you create stays together, debugging and modification is much simpler.

**Order your supply of the world's most advanced software development tools, right now, before you hatch even one more bug.**

<p><b>78F2 Flowchartrix</b></p> <ul style="list-style-type: none"> <li><input type="checkbox"/> 2 pads of 50 - \$7.90 - \$2.85 pkg &amp; ship</li> <li><input type="checkbox"/> 10 pads of 50 - \$34.35 - \$6.45 pkg &amp; ship</li> </ul> <p><b>78P4 Print-Out Design Sheets</b></p> <ul style="list-style-type: none"> <li><input type="checkbox"/> 1 pad of 50 - \$7.45 - \$3.15 pkg &amp; ship</li> <li><input type="checkbox"/> 5 pads of 50 - \$37.10 - \$6.75 pkg &amp; ship</li> </ul> <p><b>3-hole punched vinyl pockets for 78P4 Design Sheets</b></p> <ul style="list-style-type: none"> <li><input type="checkbox"/> set of 5 for \$2.65 - \$1.35 pkg &amp; ship</li> <li><input type="checkbox"/> set of 12 for \$5.00 - \$1.85 pkg &amp; ship</li> </ul>	<p><b>78C1 Combination Coding/CRT Layouts</b></p> <p>All are the same price but please check which language format you want:</p> <ul style="list-style-type: none"> <li><input type="checkbox"/> for BASIC</li> <li><input type="checkbox"/> for FORTRAN</li> <li><input type="checkbox"/> for COBOL</li> </ul> <ul style="list-style-type: none"> <li><input type="checkbox"/> 2 pads of 50 - \$6.35 - \$1.95 pkg &amp; ship</li> <li><input type="checkbox"/> 10 pads of 50 - \$26.85 - \$3.35 pkg &amp; ship</li> </ul> <p><small>Texas residents please add 5.5% sales tax to base price. We ship UPS so P.O. Box address must give phone number. Prices shown for packing &amp; shipping are U.S.A. only. International shipping rates are higher. Write for details.</small></p>
<p><input type="checkbox"/> Sample of one sheet of each form + associated labels &amp; literature \$2.50</p> <p>Enclosed is my check for \$_____</p> <p>Name _____</p> <p>Address _____ Phone _____</p> <p>City _____ State _____ Zip _____</p>	<p>Charge to <input type="checkbox"/> Master Charge <input type="checkbox"/> Visa exp. date _____</p> <p>Card # _____</p> <p>Signature _____</p>
<p><b>Stirling/Bekdorf™</b></p> <p>4407 Parkwood □ San Antonio, TX 78218 □ (512) 824-5643</p>	

Text continued from page 6:

will be a more elaborate set of read only memory code which interacts with the music keyboard and a special function keyboard to be defined. Limited timbre setups of the synthesizer can then be made when it is played and isolated from the data base facilities of the Pascal machine.

As for main software, capacity will be needed to execute some form of interpretive real time control software, possibly through the use of a threaded interpretive language somewhat like Forth. Implementations of this sort of language abound: Forth, Urth, IPS, and numerous unnamed homebrew versions. Such interpreters, which are fairly simple to code in machine language without an assembler, provide an excellent path to more significant software in a homebrew situation with a new processor. Everyone I know who uses them becomes a fanatic, so there are obviously some strong emotional arguments for flexibility and power that get people addicted. Why not try one?

Hardware reflecting this requirement will perhaps be 4 K bytes of read only memory for the kernel of the interpreter design. Software design and development will, of course, be done in machine language using the Pascal machine as a filing and program development tool.

In addition to the 6809 processor, the hardware of the new machine will probably include 32 K bytes of programmable memory in the low end of address space, 16 K bytes of 2708 read only memory sockets for the various segments of the detail low level software, a serial port for the communications interface, a parallel port for the synthesizer interface, a parallel port for the music keyboard and miscellaneous key-switch inputs, several uncommitted parallel ports, and a parallel port for the Sykes floppy, borrowed from the older system to be used as a mass storage subsystem.

This new processor will reflect a number of the improvements that have been made in the experimenter's computer system art over the past few years. It will have a much smaller parts count due to the 16 K dynamic memory parts I intend to use and I will pay attention to packaging, as I want to be able to carry the results around. It will be entirely fabricated with convenient Vector Slit-N-Wrap interconnection, although I now use the motorized tool to minimize the chance of open connections which occurred when I used that method by hand. And, of course, there is the thrill of experimenting with a new processor, the 6809 design described by Terry Ritter and Joel Boney in recent issues of BYTE.■





"BOOKS OF INTEREST TO COMPUTER PEOPLE"



**More BYTE BOOKS  
in your future...**

# ...And the future

**THE BYTE BOOK OF COMPUTER MUSIC** combines the best computer music articles from past issues of BYTE Magazine with exciting new material—all written for the computer experimenter interested in this fascinating field.

You will enjoy Hal Chamberlin's "A Sampling of Techniques for Computer Performance of Music", which shows how you can create four-part melodies on your computer. For the budget minded, "A \$19 Music Interface" contains practical tutorial information—and organ fans will enjoy reading "Electronic Organ Chips For Use in Computer Music Synthesis".

New material includes "Polyphony Made Easy" and "A Terrain Reader". The first describes a handy circuit that allows you to enter more than one note at a time into your computer from a musical keyboard. The "Terrain Reader" is a remarkable program that creates random music based on land terrain maps.

Other articles range from flights of fancy about the reproductive systems of pianos to Fast Fourier transform programs written in BASIC and 6800 machine language, multi-computer music systems, Walsh Functions, and much more.

For the first time, material difficult to obtain has been collected into one convenient, easy to read book. An ardent do-it-yourselfer or armchair musicologist will find this book to be a useful addition to the library.

**NEW**

ISBN 0-931718-11-2  
Editor: Christopher P. Morgan  
Pages: approx. 128  
Price: \$10.00

**SUPERWUMPUS** is an exciting computer game incorporating the original structure of the **WUMPUS** game along with added features to make it even more fascinating. The original game was described in the book **What To Do After You Hit Return**, published by the People's Computer Company. Programmed in both 6800 assembly language and BASIC, **SUPERWUMPUS** is not only addictively fun, but also provides a splendid tutorial on setting up unusual data structures (the tunnel and cave system of **SUPERWUMPUS** forms a dodecahedron). This is a **PAPERBYTE™** book.



ISBN 0-931718-03-1  
Author: Jack Emmerichs  
Pages: 56  
Price: \$6.00

**TINY ASSEMBLER 6800, Version 3.1** is an enhancement of Jack Emmerichs' successful Tiny Assembler. The original version (3.0) was described first in the April and May 1977 issues of BYTE magazine, and later in the **PAPERBYTE™** book **TINY ASSEMBLER 6800 Version 3.0**.



In September 1977, BYTE magazine published an article entitled, "Expanding The Tiny Assembler". This provided a detailed description of the enhancements incorporated into Version 3.1, such as the addition of a "begin" statement, a "virtual symbol table", and a larger subset of the Motorola 6800 assembly language. All the above articles, plus an updated version of the user's guide, the source, object and **PAPERBYTE™** bar code formats of both Version 3.0 and 3.1 make this book the most complete documentation possible for Jack Emmerichs' Tiny Assembler.

ISBN 0-931718-08-2  
Author: Jack Emmerichs  
Pages: 80  
Price: \$9.00

A walk through this book brings you into **Ciarcia's Circuit Cellar** for a detailed look at the marvelous projects which let you do useful things with your micro-computer. A collection of more than a year's worth of the popular series in BYTE magazine, **Ciarcia's Circuit Cellar** includes the six winners of BYTE's On-going Monitor Box (BOMB) award, voted by the readers themselves as the best articles of the month: **Control the World** (September 1977), **Memory Mapped IO** (November 1977), **Program Your Next EROM in BASIC** (March 1978), **Tune In and Turn On** (April 1978), **Talk To Me** (June 1978), and **Let Your Fingers Do the Talking** (August 1978).

Each article is a complete tutorial giving all the details needed to construct each project. Using amusing anecdotes to introduce the articles and an easy-going style, Steve presents each project so that even a neophyte need not be afraid to try it.

**NEW**

ISBN 0-931718-07-4  
Author: Steve Ciarcia  
Pages: approx. 128  
Price: \$8.00



# is right now!

**BASEX**, a new compact, compiled language for microcomputers, has many of the best features of BASIC and the 8080 assembly language—and it can be run on any of the 8080 style microprocessors: 8080, Z-80, or 8085. This is a **PAPERBYTE™** book.

Subroutines in the **BASEX** operating system typically execute programs up to five times faster than equivalent programs in a BASIC interpreter—while requiring about half the memory space. In addition, **BASEX** has most of the powerful features of good BASIC interpreters including array variables, text strings, arithmetic operations on signed 16 bit integers, and versatile IO communication functions. And since the two languages, **BASEX** and **BASIC**, are so similar, it is possible to easily translate programs using integer arithmetic data from **BASIC** into **BASEX**.

The author, Paul Warne, has also included a **BASEX** Loader program which is capable of relocating programs anywhere in memory.

**NEW**

ISBN 0-931718-05-8  
Author: Paul Warne  
Pages: 88  
Price: \$8.00

**PROGRAMMING TECHNIQUES** is a series of **BYTE BOOKS** concerned with the art and science of computer programming. It is a collection of the best articles from **BYTE** magazine and new material collected just for this series. Each volume of the series provides the personal computer user with background information to write and maintain programs effectively.

The first volume in the Programming Techniques series is entitled **PROGRAM DESIGN**. It discusses in detail the theory of program design. The purpose of the book is to provide the personal computer user with the techniques needed to design efficient, effective, maintainable programs. Included is information concerning structured program design, modular programming techniques, program logic design, and examples of some of the more common traps the casual as well as the experienced programmer may fall into. In addition, details on various aspects of the actual program functions, such as hashed tables and binary tree processing, are included.



ISBN 0-931718-12-0  
Editor: Blaise W. Liffick  
Pages: 96  
Price: \$6.00

**SIMULATION** is the second volume in the Programming Techniques series. The chapters deal with various aspects of specific types of simulation. Both theoretical and practical applications are included. Particularly stressed is simulation of motion, including wave motion and flying objects. The realm of artificial intelligence is explored, along with simulating robot motion with the microcomputer. Finally, tips on how to simulate electronic circuits on the computer are detailed.

ISBN 0-931718-13-9  
Editor: Blaise W. Liffick  
Pages: approx. 80  
Price: \$6.00  
Publication: Winter 1979

**RA6800ML: AN M6800 RELOCATABLE MACRO ASSEMBLER** is a two pass assembler for the Motorola 6800 microprocessor. It is designed to run on a minimum system of 16 K bytes of memory, a system console (such as a Teletype terminal), a system monitor (such as Motorola **MIKBUG** read only memory program or the **ICOM** Floppy Disk Operating System), and some form of mass file storage (dual cassette recorders or a floppy disk).

The Assembler can produce a program listing, a sorted Symbol Table listing and relocatable object code. The object code is loaded and linked with other assembled modules using the **Linking Loader LINK68**. (Refer to **PAPERBYTE™** publication **LINK68: AN M6800 LINKING LOADER** for details.)

There is a complete description of the 6800 Assembly language and its components, including outlines of the instruction and address formats, pseudo instructions and macro facilities. Each major routine of the Assembler is described in detail, complete with flow charts and a cross reference showing all calling and called-by routines, pointers, flags, and temporary variables.

In addition, details on interfacing and using the Assembler, error messages generated by the Assembler, the Assembler and sample IO driver source code listings, and **PAPERBYTE™** bar code representation of the Assembler's relocatable object file are all included.

This book provides the necessary background for coding programs in the 6800 assembly language, and for understanding the innermost operations of the Assembler.

ISBN 0-931718-10-4  
Author: Jack E. Hemenway  
Pages: 184  
Price: \$25.00

to order books see next page . . . . .



**LINK68: AN M6800 LINKING LOADER** is a one pass linking loader which allows separately translated relocatable object modules to be loaded and linked together to form a single executable load module, and to relocate modules in memory. It produces a load map and a load module in Motorola MIKBUG loader format. The Linking Loader requires 2 K bytes of memory, a system console (such as a Teletype terminal), a system monitor (for instance, Motorola MIKBUG read only memory program or the ICOM Floppy Disk Operating System), and some form of mass file storage (dual cassette recorders or a floppy disk).

It was the express purpose of the authors of this book to provide everything necessary for the user to easily learn about the system. In addition to the source code and PAPERBYTE™ bar code listings, there is a detailed description of the major routines of the Linking Loader, including flow charts. While implementing the system, the user has an opportunity to learn about the nature of linking loader design as well as simply acquiring a useful software tool.

ISBN 0-931718-09-0  
 Authors: Robert D. Grappel  
 & Jack E. Hemenway  
 Pages: 72  
 Price: \$8.00  
 Winter 1979

**TRACER: A 6800 DEBUGGING PROGRAM** is for the programmer looking for good debugging software. TRACER features single step execution using dynamic break points, register examination and modification, and memory examination and modification. This book includes a reprint of "Jack and the Machine Debug" (from the December 1977 issue of BYTE magazine), TRACER program notes, complete assembly and source listing in 6800 assembly language, object program listing, and machine readable PAPERBYTE™ bar codes of the object code.

ISBN 0-931718-02-3  
 Authors: Robert D. Grappel  
 & Jack E. Hemenway  
 Pages: 24  
 Price: \$6.00

**MONDEB: AN ADVANCED M6800 MONITOR-DEBUGGER** has all the general features of Motorola's MIKBUG monitor as well as numerous other capabilities. Ease of use was a prime design consideration. The other goal was to achieve minimum memory requirements while retaining maximum versatility. The result is an extremely versatile program. The size of the entire MONDEB is less than 3 K.

Some of the command capabilities of MONDEB include displaying and setting the contents of registers, setting interrupts for debugging, testing a programmable memory range for bad memory locations, changing the display and input base of numbers, displaying the contents of memory, searching for a specified string, copying a range of bytes from one location in memory to another, and defining the location to which control will transfer upon receipt of an interrupt. This is a PAPERBYTE™ book.

ISBN 0-931718-06-6  
 Author: Don Peters  
 Pages: 88  
 Price: \$5.00

**BAR CODE LOADER.** The purpose of this pamphlet is to present the decoding algorithm which was designed by Ken Budnick of Micro-Scan Associates at the request of BYTE Publications, Inc., for the PAPERBYTE™ bar code representation of executable code. The text of this pamphlet was written by Ken, and contains the general algorithm description in flow chart form plus detailed assemblies of program code for 6800, 6502 and 8080 processors. Individuals with computers based on these processors can use the software directly. Individuals with other processors can use the provided functional specifications and detail examples to create equivalent programs.

ISBN 0-931718-01-5  
 Author: Ken Budnick  
 Pages: 32  
 Price: \$2.00

BYTE BOOKS Division • 70 Main Street • Peterborough, New Hampshire 03458

Name \_\_\_\_\_ Title \_\_\_\_\_ Company \_\_\_\_\_  
 Street \_\_\_\_\_ City \_\_\_\_\_ State/Province \_\_\_\_\_ Code \_\_\_\_\_

Check enclosed in the amount of \$ \_\_\_\_\_  
 Bill Visa  Bill Master Charge Card No. \_\_\_\_\_ Exp. Date \_\_\_\_\_

Please send the books I have checked.

- Computer Music \$10.00
- SUPERWUMPUS \$6.00
- Tiny Assembler (3.1) \$9.00
- Circuit Cellar \$8.00
- BASEX \$8.00
- Program Design \$6.00

- Simulation \$6.00
- RA6800ML \$25.00
- Link68 \$8.00
- TRACER \$6.00
- Mondeb \$5.00
- Bar Code Loader \$2.00

Add 60¢ per book to cover postage and handling

Please allow 6-8 weeks for processing your order

BYTE BOOKS, BYTE BOOKS logo and PAPERBYTE are trademarks of BYTE Publications, Inc.



# BYTE News . . .

**NCC/NYC TO BE THE BIGGEST COMPUTER SHOW EVER.** The National Computer Conference (NCC) will happen again June 6 thru 9. Last year 57, 224 attendees turned out for the show, held in Anaheim CA. This year the NCC will be held in the New York City Coliseum. AFIPS, the sponsoring organization, expects attendance to top that of last year. Approximately 400 companies have reserved 1,700 booth spaces on four floors of the Coliseum, with overflow at the New York Hilton and Americana hotels. Last year 396 companies occupied 1,400 booths.

NCC will have a personal computing adjunct at the Americana Hotel, a few blocks away. It will probably be played down, as it was last year. By way of example, the personal computing exhibitors and speakers were not listed in the regular show program book handed out to each attendee; hence, many attendees last year were unaware of the personal computing part of the show.

**S-100 BUS STANDARD TO BE ADOPTED SOON.** An IEEE committee has been working on a standard for the S-100 bus for over a year, and adoption is expected very soon. Much of the credit for this standard goes to George Morrow of Thinker Toys.

This standard will do two things. One, it will resolve the conflicts between the use of many bus pins by different manufacturers and eliminate the lack of compatibility between many "S-100 compatible" plug-in boards. Two, and possibly more important, it provides use of the S-100 bus for 16 bit processors for extended addressing of up to 8 M bytes of memory and for master-slave multiprocessor systems. This will make the S-100 bus the most powerful bus around and will, no doubt, continue and increase its popularity.

**TI AND HP PC SYSTEMS RUMORS.** Texas Instruments and Hewlett-Packard continue to maintain tight lips on their rumored personal computer systems. As TI has said, "TI will not discuss products that have not yet been announced." However, information has leaked out on these units which are expected to have a tremendous impact on the personal computing market. Several rumors have been reported in previous BYTE NEWS columns. The latest is that TI will introduce their entry at either the NCC show in June or the Consumer Electronics Show in July. In either event, it is expected to be ready for the 1979 Christmas market.

The HP computer is also expected to be ready by Christmas, and is anticipated to be a stripped down version of their current table-top system. This means that it will use BASIC and be expandable.

Both HP and TI are expected to have \$500 list prices for the basic unit. Key retailers have already been approached by both TI and HP to set up a selective distribution. It is rumored that they will favor selected personal computing stores that can do justice to software requirements.

**INTEL TO PRODUCE ANALOG MICROPROCESSOR AND SUPER 8 BIT MICROPROCESSORS.** Real time processing of analog signals by microprocessors has been severely limited by the slow speed of most microprocessors. For example, an 8080 clocked at 2 M Hz can, at best, synthesize clean sine waves at about 1 to 2 k Hz, which is the low end of the audio spectrum. This fall, Intel will introduce an integrated circuit which combines an analog-to-digital converter, a digital-to-analog converter, microprocessor and read only memory on a single device. It will be capable of processing analog signals up to 13 k Hz. Called the 2920, the integrated circuit will have a 9 bit conversion register. It could be used in conjunction with an 8080 processor, where the 2920 does the signal processing while the 8080 does the data processing.

Intel has done another clever thing. They have taken an 8086 and limited its data I/O (input/output) to 8 bits and memory addressing to 16 bits. It is called the 8088 and will deliver five times the performance of the 8080 (2 M Hz). Actually, the 8088 is an 8086 split into two 8 bit microprocessors on one integrated circuit, one handling I/O and the other data processing. It offers most of the features of the 8086 (eg: hardware multiply/divide).

**NATIONAL SEMICONDUCTOR TO INTRODUCE NEW MICROS.** It is nearly three years since National introduced their last microprocessor. (Actually, we must give National credit for pioneering the 16 bit microprocessor with the PACE and IMP-16 microprocessors introduced in 1975.) Now National is bringing out a new CMOS 8 bit microprocessor that will be software compatible with the 8080, have added features and consume less power. Further, they will introduce a 16 bit microprocessor that is a "cut above" the Z-8000 and 68000. Production is expected by the end of the year.

**MICROPROCESSORS FOR \$1 APIECE?** Maybe not this year. . .but it is approaching fast. Synertek recently reduced the 100 lot price for the 6502 (used in the PET, Apple, OSI, etc ) from \$10 to \$7. In high volume they have reduced the price from \$4 to \$2.50. I can still remember paying \$350 for an 8080, just four years ago!



**DOUBLE SIDED DISK DRIVES STILL IN LIMITED PRODUCTION.** Despite advertising and promotion for double sided disk drives, most makers are still having trouble gearing up from prototype runs to full production. Shugart Associates, for example, does not expect to be in normal production until the end of the year.

**COLOR VIDEO TERMINALS COMING ON STRONG.** The prices of color video terminals, which until now have been very expensive as compared to black and white video terminals, are expected to decrease substantially within the coming year. Further, they will have more features. The reasons for the price decrease are cost reduction in electronics and increased production, as demand increases. More businesses are finding that the difference in price for color is worth it in many applications, an example being Management Information Systems. We can expect low cost color video terminals on the market for under \$1,000.

At the same time, manufacturers are developing driver software for video terminals which exploit the color capability, in particular, combining graphics and alphanumeric. One example would be bit map routines allowing the creation of multiple graphics regions on the video terminal while having alphanumeric regions.

**PASCAL NOW AVAILABLE FOR 6800.** All 6800 owners who have been envious of the Pascal that is available to other processor users can now have their own Pascal. Control Systems Inc, Kansas City KS, has just introduced a 6800 version of the UCSD Pascal, Version II.

**HOW ABOUT A COMPUTER VACATION?** Want to combine vacation and hobby? A group of 20 to 50 personal computerists are doing just that during Christmas week. They have organized a weeklong workshop to be held at a Caribbean resort. Families are welcome. If you are interested in participating, write either Dr Andy Bender, 400 Old Hook Rd, Westwood NJ 07675, or Dr Jeff Brownstein, 2 Tor Rd, Wappinger Falls NY 12590.

**QUIP VERSUS THE DIP.** The new 16 bit microprocessors and the 32 bit microprocessors on the drawing boards have created packaging problems for integrated circuit makers. How are they going to get all addressing, data, I/O (input/output) lines on an integrated circuit package? Anyone who handles 40 pin dual-in-line packages knows the handling problem. Well, Intel and 3M have jointly developed a new 64 pin integrated circuit header called QUIP (quad-in-line package). It will have two rows of 16 pins along both edges of the package and will shrink the package from 3 1/8 inches, for a 64 pin dual-in-line package (DIP) to 1 5/8 inches for a QUIP. Further, internal lead paths will decrease, reducing capacitance, resistance and inductance, and allowing higher operating speeds. Pins will still be on 0.1 inch centers and the QUIP will cost 15 percent less than the DIP.

**4 K BYTE PROGRAMMABLE MEMORY INTRODUCED.** As the size of memory circuits increases, integrated circuit makers are going the byte-size memory route to afford easier interfacing to microprocessor buses. Zilog is the first to introduce an 8 bit byte programmable memory. Called the Z6132, it is a 32 K bit memory organized as 4 K words by 8 bits. It uses a one transistor memory cell and includes on-chip refresh control circuitry. Pinout permits easy use in 16 bit systems. Hardware keeps getting easier!

**DOD LOVES ADA.** After years of trying to standardize a high level computer language, the United States Department of Defense (DOD) has created a special group for this purpose. The final approved language will be called ADA, after Ada Augusta, Countess of Lovelace, who is credited with being the very first programmer.

The DOD have narrowed their choice to two different Pascal-like designs. The preliminary design is due for delivery in May of this year, with final approval expected at the end of the year.

**LIQUID CRYSTAL DISPLAYS IMPROVING.** The graphics terminal marketplace is going to see some radical changes within the next few years as new technologies develop to compete with the age old video type graphics terminal technology. Plasma panel and liquid crystal display elements (LCDE) are examples of a new graphics technology. The plasma panels offer higher brightness, no flicker, and touch sensing ability. The LCDE are created by a scanning laser beam. The LCDE have their own memory, and do not have to be refreshed. Further, they offer very high resolution, color and projection capabilities. Both Western Electric and IBM are doing developmental work in this area.

**DEC OPENS SECOND RETAIL STORE.** Digital Equipment Corp recently opened its second store in Boston. Their first store was opened in New Hampshire in July of last year. More stores are planned for "off the shelf" purchases. Further, the stores will offer services such as mail list generation and word processing.

**COMPUTER STORES' FUTURE APPEARS EXCELLENT.** According to a recently completed study by marketing research firm Frost and Sullivan, the main distribution channel for microcomputer systems will continue to be the dedicated computer store, for many years. The hobby business will continue to increase, but at a lower rate. The larger increase will come from small business purchases.


**Sol Libes  
ACGNJ  
1776 Raritan Rd  
Scotch Plains NJ 07076**



# Speakeasy

# Software™

## INTRODUCES



THE REAL TIME  
ACTION PACKED STOCK  
MARKET SIMULATION BY  
DAN BUNTEN™ WITH FOUR  
GAME BUTTONS INCLUDED  
- YOU NEVER TOUCH THE  
KEYBOARD ONCE THE  
MARKET OPENS

Available at your **APPLE** dealer

**Speakeasy Software** LTD. Dealers: Please contact your distributor.

Box 1220, Kemptville, Ontario, Canada, K0G 1J0

**(613) 258-2451**

Also available: STOCK OPTIONS • PIGSKIN PLAYOFFS • FINANCIAL ANALYSIS •  
SPORTSTRIVIA • MICROTRIVIA • TRANSACTIONAL ANALYSIS •  
WARLORDS • KIDSTUFF • BULLS AND BEARS

# The Nature of Robots

## Part 1: Defining Behavior

William T Powers  
1133 Whitfield Rd  
Northbrook IL 60062

A scientific revolution is just around the corner, and anyone with a personal computer can participate in it. The last time this happened, 250 years ago, the equipment was the homebrew telescope and the subject was astronomy. Now, astronomy belongs just as much to amateurs as to professionals. This time the particular subject matter is human nature and in a broader scope, the nature of all living systems. Some ancient and thoroughly accepted principles are going to be overturned, and the whole direction of scientific investigation of life processes will change.

The key concept behind this revolution is control theory. Control theory has been developing for almost 40 years, and has already been proposed (by Norbert Wiener) as a revolutionary concept. It has not been easy, however, to see just how control theory can be made part of existing scientific approaches although many people have tried. Most of these attempts have tried to wedge control theory into existing patterns of thought. To apply any new idea in such a way, while ignoring the new conceptual scheme made possible, is to deny the full potential of the new idea.

Many life scientists who have tried to use control theory have tried to imitate the engineering approach, dealing with human beings as part of a man-machine system instead of complete control systems in their own right. Others have used control theory directly to make models of human and animal behavior, but have concentrated on minor subsystems, failing to see that the organism as a whole can be dealt with in terms of the same principles. The result has often been a strange mixture of concepts -- a patchwork instead of a system.

Strangely enough, many engineers who do understand control theory haven't done much better. Here the problem is that these

engineers tend to accept the basic concepts developed by biologists and psychologists, and to use control theory to explain cause-effect relationships they are told exist -- but which in fact do not exist. We will start this development by looking at something called *behavior*, which biologists and psychologists have assured engineers is very important, thereby leading the engineers astray.

What is all this supposed to mean? A lot is meant, though in different ways. Roboticians, for example, are trying to develop machines which will imitate human organization, and so are the artificial intelligence experimenters. But from whence came the description of the system they are trying to model? Basically, it came from the life sciences. If the life sciences are using the wrong model, it would be essential to know that before much more labor is invested in imitating an imaginary creature.

Perhaps the most general reason control theory is interesting is that it concerns people. There aren't many sciences left in which important discoveries can be made by amateurs working at their own tables. Control theory opens up an entirely new field of experimentation, a kind that has never been done before in psychology or any other life science.

All that is needed by amateurs who want to participate in these developments is a basic grasp of control theory, an understanding of the procedures that go with it, some basic equipment, and curiosity about human nature. I shall now provide the first two items on that list. The rest is up to you.

### The Problem With Behavior

The word *behavior* is used frequently -- we hear about behavioral science, behavior modification, behavior therapy. For example, *Science News* now has a "Behavior Column";



## BYTE's Bugs

### A Negative Sine

The arcsine and arccosine routines discussed in "Inverse Trig Functions" by Alan Miller (March 1979 BYTE, page 92) will not work for negative values of X. For arcsine, I recommend (in Mr Miller's notation):

```
DEF FNSN(X) = ATN(X/SQR(1-X*X))
```

and for cosine:

```
DEF FNCS(X) =  
1.570796327-ATN(X/SQR(1-X*X)).
```

The constant 1.570796327 is, of course,  $\pi/2$ . These routines give the correct principal value for any value of X with an absolute value of less than 1.

John A Ball  
Oak Hill Rd  
Harvard MA 01451 ■

## BYTE's Bits

### Robot Information

James A Gupton Jr, author of "Talk to a Turtle" which appears in this issue of BYTE, has offered the following additional sources for robot information:

International Institute for Robotics  
POB 615  
Pelahatchie MI 39145  
Attention: Dale Cowsert, Director

Offers a complete robot correspondence course including a microcomputer and a 2½ foot working robot. Costs range from Mentor II at \$890 to Omnidex I at \$3100.

Gallaher Research Inc  
POB 10767 Salem Station  
Winston-Salem NC 27108

Offers catalog on robot components to build any size robot from one to ten feet tall. Catalog cost is \$10. ■

# Get a PASCAL ENGINE™

## *Not just a machine that emulates one.*

This powerful computer runs the full UCSD Pascal Operating System and includes all of the following items:

- Pascal microengine™
- **64K bytes** (32K words) of RAM expandable to **128K bytes**. (64K words)
- Floppy disc CONTROLLER with direct memory access (DMA) is switch selectable for:
  - single, or double density
  - 8" floppy or mini floppy
  - 1 to 4 drives (same type)
- Complete UCSD Pascal Operating System
  - PASCAL compiler
  - BASIC compiler
  - GRAPHIC package
  - File Manager
  - Screen oriented editor
  - Debugger
- Two RS-232 asynchronous ports (110-19,200 baud)
- Two 8-bit parallel ports
- Auto test microdiagnostics
- Documentation

**\$2,600** Complete with stylized low profile housing and power supply

Prices subject to change without notice.



## **CUTTING EDGE OF TECHNOLOGY, Inc.**

19th floor, 61 Broadway, New York, N.Y. 10006  
212-480-0480

it was formerly the publication's "Psychology Column". An innocent bystander might conclude that any word this important must have a universally accepted definition, but that is not true. Behavior is a slippery concept.

Here is an example of a person behaving. Chip Chad is seated in front of a teletypewriter pounding keys. What is he doing?

Is he alternately tensing and relaxing muscles in his arms? Yes. Is he moving his fingers up and down? Yes. Is he typing strings of symbols? Yes. Is he adding a return instruction that he forgot at the end of a subroutine? Yes. Is he writing a program for plotting stock market prices? Yes. Is he making a little extra money for a vacation? Yes. Is he justifying his hobby to his family? Yes.

Clearly, each description of what Chip is doing is, in fact, an accurate description of the very same collection of actions. Which one, then, is Chip's behavior? Obviously, they all are expressions of behavior.

Suppose Chip decides that he really doesn't need a subroutine, and substitutes a jump instruction for the return. Now, he is writing the program — obviously the same program — by using a different behavior. Or suppose he buys an input device, and continues working on the subroutine by speaking letters into a microphone. Now he is using different muscles and movements, but he is still doing the same behaviors farther down the list. How could he be doing the same thing by means of doing something different?

Or consider Chip driving a car along a straight road. He is consciously steering. This happens to be a gusty March day, and every five minutes the wind changes speed and direction. Chip is an experienced driver, and continues to steer the car down the road in a straight line. If we look at what his arms are doing, however, we find that they are moving the steering wheel in an apparently random pattern, now centered, now far to the right, now far to the left. Somehow he is managing to produce a constant steering-the-car behavior by means of a behavior that is widely varying. The path of the car doesn't correlate with the position of the steering wheel at all.

Scientists have always thought of behavior as the final product of activity inside the organism. The brain sends commands to the muscles, which create forces, which produce movements, which generate the stable and repeatable patterns we recognize as behavior. There is, in principle, a chain of cause and effect, with the events at the end of the chain being caused by the events at the beginning. Such scientists would say

that in the example with Chip at the computer keyboard, we were simply attending to various stages in that chain.

How does that picture fit in with Chip's driving the car in a straight line? The direction in which the car is going is affected by his movements of the steering wheel, and is farther out along the chain of causes and effects. But the wind adds its effects on the direction of the car *after* Chip's effects in the chain. Somehow he is varying his actions so that when their effects are added to the effects of the randomly varied wind, the result is something constant. If we had been thinking of driving the car in a straight line as Chip's behavior, we have to revise that idea: the direction of the car depends just as much on the wind as on Chip.

It may seem that we have simply moved our definition of behavior closer to Chip. But consider *how* he moves the steering wheel. The wheel moves when the forces reflected from the front wheels do not exactly balance the forces created by his muscles. As the car goes along, the roadbed tilts and various bumps and dips cause changes in the reflected forces. The wheel may be turned far to the right, into the crosswind, on the average, but maintaining the wheel in that position requires that his muscles be constantly changing tension, as the reflected steering wheel forces fluctuate. We have the same problem as before: Chip produces a varying output that affects the steering wheel, but the steering wheel is also being affected by forces that are independent of what Chip is doing with his muscles. Yet the *sum* of the muscle forces and those extraneous forces is zero, except when the steering wheel is changing position.

Even if we back up another step and call Chip's muscle tensions his behavior, we have trouble. Muscles are made to contract by signals from the nervous system, but muscles don't respond the same amount to a given signal every time they are used. They fatigue; other muscles interfere with them; joint angles change so that a given muscle tension can produce different amounts and directions of force. The only *behavior* that Chip produces which can be attributed entirely to Chip and not in part to his environment consists of the nerve signals that leave his nervous system and enter his muscles.

If we want to be completely accurate about Chip's behavior, we should consider the output signals from his nervous system, and leave everything else in his environment. That is what we will do, but by doing that we create the biggest problem of all.

A scientist studying a behavior hopes to learn enough about its rules to predict when




# The **TARBELL** Connection

In an effort to offer products that meet the continually changing demands of the microcomputer industry, TARBELL ELECTRONICS is pleased to offer immediate delivery of these quality components and operating software. All TARBELL products are available from computer store dealers everywhere.

## Tarbell Floppy Disk Interface

- Plugs directly into your IMSAI or ALTAIR and handles up to 4 standard single drives in daisy-chain.
- Operates at standard 250K per second on normal disk format capacity of 256K bytes.
- Works with modified CP/M Operating System and BASIC-E Compiler.
- Hardware includes 4 extra IC slots, built-in phantom bootstrap and on-board crystal clock. Uses WD 1771 LSI chip.
- Full 6-month warranty and extensive documentation.
- Kit \$190 . . . . . Assembled \$265.




Specify drive for assembled units. Complete disk subsystems with operating software available. Please inquire for details.

## Tarbell Disk BASIC


- Runs on 8080, 8085 or Z80
  - Searches a file quickly for a string.
  - Up to 64 files open at once.
  - Random Access.
  - Assignment of I/O.
  - Alphanumeric line labels allowed.
  - Read and Write string or numeric data.
  - Unlimited length of variable names and strings.
  - Procedures with independent variables.
  - Number system 10 digits BCD integer or floating point.
  - Chain to another program.
  - Cause programs to be appended on to programs already in memory.
  - Cause interpreter to enter edit mode using 15 single character edit commands.
- Occupies 24K of RAM. Tarbell BASIC on CP/M Disk . . . . . \$48.  
Source on paper or CP/M Disk . . . \$25.  
CP/M and BASIC-E on disk with manuals . . . . . \$100.

## Tarbell 32K RAM Memory

- 32K Static Memory
- S-100 Bus Connector
- 9 regulators provide excellent heat distribution.
- Extended addressing (bank switching.)
- Phantom line.
- Low power requirement.
- 20-Page operating manual.
- Full 1-year warranty.
- Assembled and tested full price only \$625
- 16K version also available, assembled and tested only \$390.



## Tarbell Cassette Interface



- Plugs directly into your IMSAI or ALTAIR.
- Fastest transfer rate: 187 (standard) to 540 bytes/second.
- Extremely reliable—Phase encoded (self-clocking).
- 4 extra status lines, and 4 extra control lines.
- 37-page manual included.
- Device code selectable by DIP-switch.
- Capable of generating Kansas City tapes.
- No modification required on audio cassette recorder.
- Complete kit \$120 . . . . . Assembled \$175.
- Manual may be purchased separately . . . . . \$8.
- Full 6-month warranty on kit and assembled units.

## Tarbell Cassette BASIC

Includes most features of ALTAIR Extended BASIC, plus these added features:

- Assignment of I/O.
  - Alphanumeric line labels.
  - Unlimited length of variable names and strings.
  - Number system 10 digits BCD integer or floating point.
  - Procedures with independent variables.
  - Read and Write string data.
  - Multi-file capability.
- Full price with complete documentation . . . . . \$48.

Prepaid, COD, or cash only. California residents please add 6% sales tax.

ALTAIR is a trademark/tradename of Pertec Computer Corporation  
CP/M is a trademark/tradename of Digital Research

*Tarbell*  
Electronics

950 DOVLEN PLACE • SUITE B  
CARSON, CALIFORNIA 90746  
(213)538-4251 • (213) 538-2254

it will occur. Under the old approach, this means varying factors in the environment and looking for behaviors that correlate with those variations. But if we try to describe behavior in terms of the output signals from the nervous system, all correlations disappear. Oh, maybe we have a knee jerk or a sneeze left over, but we have lost all the regularities that give us some reason to talk about behavior in the first place. We would never guess, from looking at Chip's neural signal outputs, that the result of them would be a straight path of a car that is being forced one way and another by a variable crosswind.

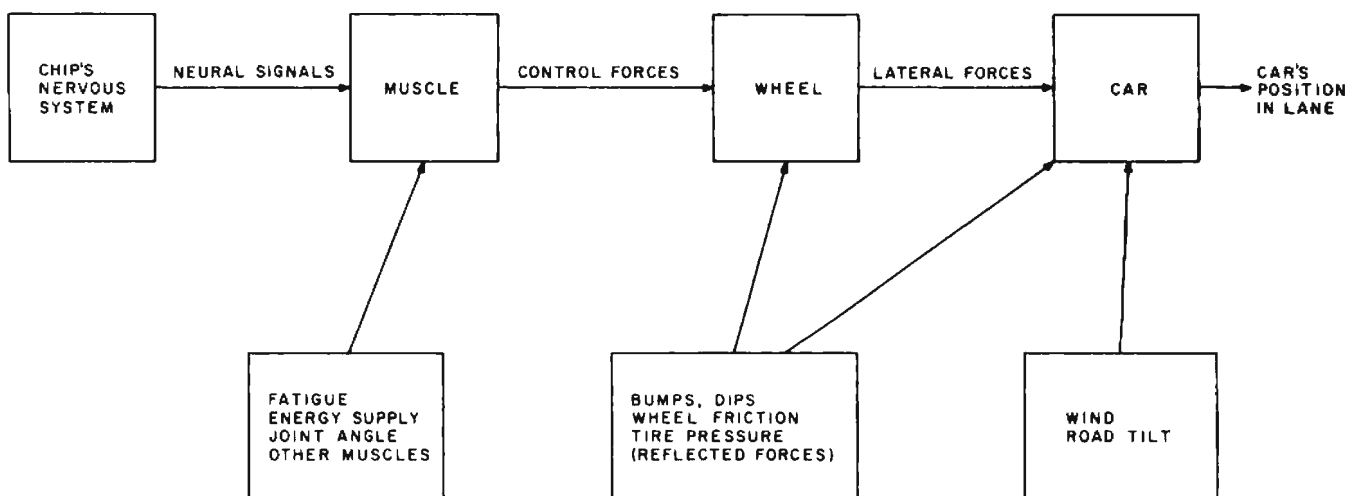
When you pause and reflect upon what has been covered so far, you will realize that we are already deep into control theory, even though we haven't discussed it by name yet. We have dealt with the subject as such because the discussion concerns a fundamental difficulty with the very concept of behavior, especially the concept that behavior is the final product of an organism's inner activities. As we see how this difficulty gets resolved, we will be forced into control theory no matter how we approach the solution. One reason biologists or psychologists have not developed control theory is that they have clung stubbornly to the idea that behavior is part of a causal chain that starts in the nervous system (or in stimuli that cause activity in the nervous system) and propagates outward from there according to physical laws of cause and effect. That is why people design robots in the same way, and why those robots have yet to behave in a way that is convincingly alive. In order to solve this

problem instead of just brushing it aside, we have to admit that the causal chain in which people have believed for so long simply does not exist, and never has existed.

Figure 1 sums up the problem we are dealing with. At every stage of events following the outputs from Chip's nervous system *disturbances* come into play, adding to the effects that can be traced to the neural signals. As we go farther to the right of the figure, we might expect that any regularities in Chip's output signals would be lost (ie: that each successive variable would show more and more random variations).

Exactly the opposite is true. The farther to the right we go in figure 1, the *less* random variation occurs. The variable farthest to the right, the relationship of the car to its lane, can remain constant within a few inches for hour after hour. We find that this is the *most* stable variable in the chain, and that as we go backward up the chain toward Chip's nervous system, the random-looking variations get larger and larger. At the beginning of the chain the variations become totally unpredictable.

Consider figure 2; we added the effects of external events on a nervous system. According to the old picture still fundamental to most life sciences, external events act on the physical structure of the nervous system (along with internal events such as changes in body chemistry), and cause outputs to occur. Those outputs have consequences which show up at the end of the chain as behavioral patterns. To study the organization of behavior, you manipulate the external events, and look for regular behaviors that result (of course, you find them).



*Figure 1: The cause and effect chain leading to behavior. The behavior called "driving in a straight line" is anything but simple. Some psychologists speak of behavior as simply being emitted by an organism, but this is clearly an inadequate concept. Between the nervous system and the stable pattern it appears to produce, disturbances come into play, having just as much effect on the final outcome as the nervous system has. Nevertheless, the most regularity appears at the end of this chain, and the least at the beginning.*





# HERE'S A QUICK POINT YOU SHOULD KNOW ABOUT

---

**The fastest floating point BASIC for any micro.**

---

TSC BASIC for the 6800 is the fastest floating point BASIC for ANY 8 bit micro-processor. No longer will the 6800 take a back seat to the 6502, 8080, or Z80! And with the TSC name, you know it's top quality.

TSC BASIC is not only fast, but complete with over 50 commands and functions. Features include six digit floating point math, full transcendental functions, unlimited string length, if/then/else construct, logical operators, and two-dimen-

sional arrays including string arrays. The disk versions for FLEX™ 1.0 and 2.0 support random access data files (the mini FLEX™ version does not).

A cassette version requires 10K while the disk versions require at least 12K. No source listings included. With KCS cassette - \$39.95; mini FLEX™ - \$49.95; FLEX™ 2.0 - \$54.95; and FLEX™ 1.0 - \$59.95. Soon to come are a business BASIC and 6809 BASIC.

# TSC

**Technical Systems  
Consultants, Inc.**

All orders should include 3% for postage and handling (8% on foreign orders). Send 25¢ for a complete software catalog.

**Box 2574  
W. Lafayette, IN 47906  
(317) 463-2502**

## About the Author

William T Powers has been exploring the meaning of control theory for studies of human nature since 1953, when he was working as a health physicist at the University of Chicago. Since that time he has spent a number of years (to 1960) in medical physics, and then another 13 (to 1975) as Chief Systems Engineer for the Department of Astronomy at Northwestern University. His occupation has been designing electronic, optical, and mechanical systems for science. Powers' book, *Behavior: The Control of Perception* (Aldine, 1973) was quite well received. At the moment he consults in one-of-a-kind electronics.

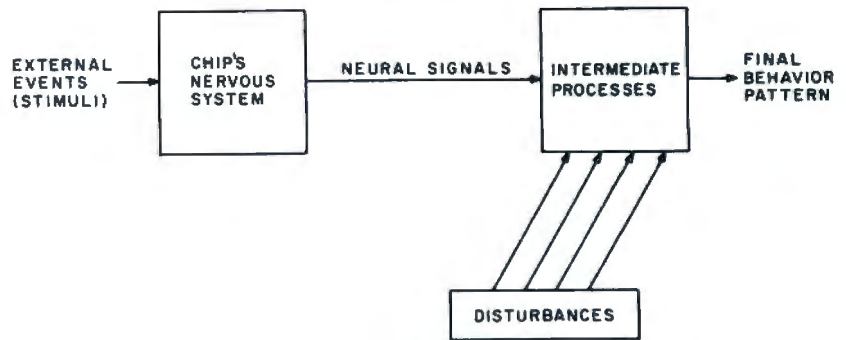


Figure 2: The old model of behavior. In this old model of behavior, environmental "forces" act on the nervous system to make it produce behavior. The logic of this straight-through, cause and effect chain is spoiled by the presence of disturbances which act after the last physical output of the nervous system (ie: neural signals that activate muscles). This cannot be the correct model for stable behavior.

But in figure 2 we also see those random disturbances. The only way to get away from them is to make sure that the environment remains absolutely stable (ie: that nothing happens which can interfere with behavior). The standard approach requires eliminating those disturbances, for the simple reason that if they are not eliminated, the experimental results disappear into the background noise. Thus by eliminating disturbances as completely as possible, under the guise of establishing standard (ie: control) experimental conditions, some scientists have swept this basic problem under the rug. They have also done away with the principal tool we have for understanding how these systems really work. If there are no disturbances, then the idea of a cause-effect chain running from external events through the organism to behavior seems to hold up, more or less. As soon as natural disturbances are allowed to occur, we find that the *overall* connection from external event to final behavior remains as clear as ever; but, the model of what happens in between falls to pieces with a loud crash.

### Closing the Loop

There seems to be nothing wrong with figure 2; nothing, that is, except that it cannot account for the regularities of behavior. There is something wrong; something has been left out. Let's focus on the final variable in the chain, the position of the car relative to the lane. What variable that could affect Chip's senses, do you suppose, would have the most to do with his manipulations of the steering wheel? The position of the car relative to the lane. This variable is both the consequence

of Chip's actions, and the main source of sensory information that could cause him to act (see figure 3).

Psychologists have gone this way before. They have tried to make sense of this situation by supposing that the behavioral variable is somehow different from the stimulus variable. If the position of the car relative to its lane is the behavioral variable, then perhaps the onset of a change in the visual image of the road is the stimulus variable. That leads to the idea of a *chain* of stimuli and responses. The car drifts in its lane; that stimulates Chip's nervous system to make a response, which affects the physical position of the car in its lane, which causes a new change in the stimulus, and so on around and around.

There are several severe difficulties with this explanation. In the first place, there is no way to separate the visual image from the position of the car; these are just two ways of talking about one whole physical situation in which a certain collection of interdependent variables changes simultaneously. The alternation between stimulus and response is completely imaginary, as anyone who drives knows. If causes and effects really were sequential, and chased themselves around and around the loop, it is unlikely that Chip would keep the car on the road for more than ten seconds. In part 2 we'll do a proper simulation in BASIC, and you will see that when the system is designed to behave sequentially, the result is most likely to be violent oscillations.

There is no reason at all to make an artificial distinction between the position of the car on the road as a behavioral response and as the stimulus which causes the response. Only one physical situation



# MICROWORLD

TOLL-FREE

1-800-528-1418

LOWEST PRICES • FAST DELIVERY • DEPENDABLE SERVICE

## DOUBLE DENSITY HORIZON I KIT

double the storage at the same price!

Today's best buy. 180K bytes per disk. The chosen computer for two MicroWorld systems . . . Autoscribe — The Paperwork Manager and Bookkeeper — The Office Accountant. Single density still runs on your new Horizon, or you can copy and convert all North Star software and programs to double density.

- exclusive application software
- add'l 16K memory (kit), \$349
- add'l disk drive (kit), \$349



**NEW!**

**\$1349**  
(reg. \$1599)

Call for low assembled prices. Double density also available on North Star disk sub-system, \$599 kit.

**RUN SUPERIOR  
MICROPOLIS BASIC**



## MICROPOLIS DISK DRIVE FOR TRS-80

**\$499**

Introductory Price  
(reg. \$599)

## HEATH DATA SYSTEMS PRINTER

**\$895**



**NEW  
LOW PRICE!**

## SOROC IQ 120 VIDEO TERMINAL

**\$795**  
(reg. \$995)



**Immediate  
Shipment!**

## TI 810 PRINTER

**\$1695**  
(reg. \$1895)



## MicroWorld Specials

Integral Data Printer	....	\$ 749
Add for Tractors	.....	\$ 150
Mime Terminal	.....	\$ 742
Hazeltine 1410 Terminal	..	\$ 765
Hazeltine 1500 Terminal	..	\$1097
Teletype Model 43		
Printer	.....	\$1019
Dataproducts M-200		
Printer	.....	\$2921
Vector Graphics MZ	....	\$3225
Exidy 16K Sorcerer	....	\$1035
Data General		
microNOVA	.....	\$CALL
Qume Sprint 5 RO		
Printer (55cps)	.....	\$2895
DEC LS 120 Printer	....	\$CALL
Centronics 779 Printer		
(incl. tractors)	.....	\$1095
Micropolis 1042 Mod		
I Drive	.....	\$CALL
TI 59 Calculator	.....	\$ 219
Novation CAT Modem	..	\$ 199
TI 820 Terminal	.....	\$2199
North Star Horizon		
Software	.....	\$CALL
Dataproducts B-300		
Printer	.....	\$5346
IPSI 1620 Diablo RO	....	\$2705
Hitachi 9" Monitor	.....	\$ 184
Cromemco System III	...	\$5299
Imesai VDP-80	.....	\$CALL

## MICROWORLD™

Bringing information technology to your doorstep  
1425 W. 12th Pl. • Tempe, AZ 85281 • 602-894-1193



No extra charge for credit card orders



Circle 233 on inquiry card.

**Freight collect, F.O.B. Tempe**  
**No other handling charges**

Formerly Byte Shop Mail Order

**CALL TOLL-FREE 1-800-528-1418**



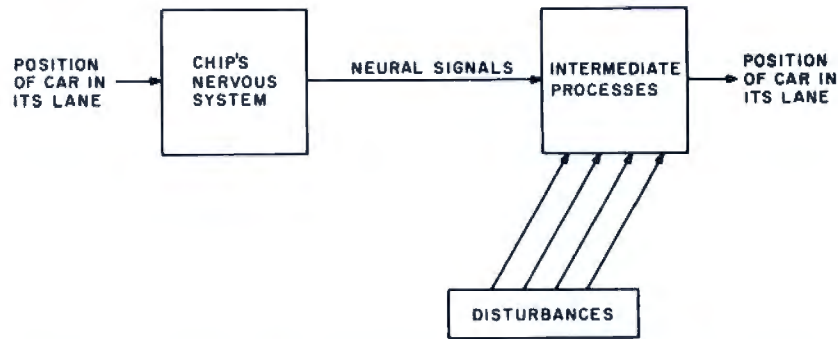


Figure 3: A slightly different view of the old model of behavior. The principle stimulus involved in driving a car in a straight line is the position of the car in its lane. This is the same variable that is the measure of behavior. The variable that is the final outcome of Chip's actions is the same variable that provides inputs to the nervous system that is acting. The variable at the causal end of the chain is the same variable found at the effective end of the chain.

exists, and there is no need to present it in two disguises. The position of the car on the road is both an effect of Chip's actions and the sensory situation which leads (with a little help from Chip) to those actions. There is a closed loop of cause and effect, and the position of the car is just one part of that loop.

Now we begin to draw a diagram of a proper control system. In figure 4, three physical quantities are shown, an *output* quantity, an *input* quantity, and a *disturbing* quantity.

The output quantity corresponds to an

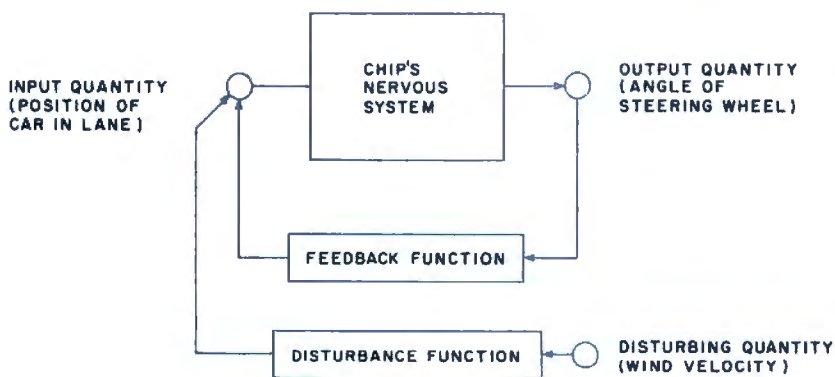


Figure 4: Closing the loop. By rearranging the relationships shown in figure 3 and eliminating the redundant appearance of the car position, we create a closed loop diagram. This is the general form of a control system diagram that will be used in this series from now on. The controlled variable is always the input quantity; the output quantity is the means of control. The single disturbance shown represents the net effective disturbance if more than one is acting at the same time. The disturbing function is chosen to provide the proper net contribution to the input quantity. The feedback function represents links external to the behaving nervous system through which outputs are transformed into contributions to the state of the input quantity.

output of Chip's that is entirely due to himself (ie: perhaps due to the neural signals reaching his muscles or to some variable farther down the chain of figure 2, revealed when disturbances are known or can be legitimately eliminated).

The input quantity is the variable that is stabilized by the variations in Chip's output. Thus we call the input quantity, here, the position of the car relative to its lane. Of course, by that we mean whatever it is about that position that can be a sensory input to Chip (ie: probably a visual image of the hood of the car and the road beyond, framed in the windshield).

Between the output quantity and the input quantity is placed a *feedback function*. This function expresses the physical links that exist between Chip's output quantity and the input quantity. In the case of a moving car, if the output quantity were the angle of the steering wheel, which it might be if the angle is also a controlled quantity, then the effect of the wheel angle would be a continual change of car position, and the feedback function would have to include at least one time integration. The feedback function is simply a description of the physical processes which give each magnitude and direction of the output quantity a contribution to the state of the input quantity.

In figure 4 we also include disturbances as an integral part of the diagram of the system. The disturbing quantity in this case would be wind velocity and direction, and the *disturbance function* connecting it to the input quantity would express the way in which aerodynamic laws convert wind velocity into effects on the car's position in its lane.



The state of the input quantity, therefore, can be expressed in terms of all effects which contribute to it. We have shown only the output quantity and the disturbance due to wind. Many other disturbances — low tires, or tight wheel bearings, or gradation in the road — could also contribute to the state of the input quantity at the same time. All disturbances, however, can be reduced to a single one, since no matter what the cause of the disturbance, the only effect that matters is the effect on lateral position of the car.

Chip himself can be represented by a function, a function that converts the sensed position of the car into a steering wheel angle. This *system function* (system, being short for behaving system) will surely contain delays, nonlinearities, and even variations of its parameters. At first glance it may seem a terrible oversimplification to reduce a whole human being to a simple input/output box, but the situation isn't that bad. We are centering this diagram around the input quantity, not around Chip as a whole; therefore the "Chip box" does not wholly represent him, but only that part which reacts to changes in the input quantity by altering the output quantity. Furthermore, the Chip box (ie: the system function) is not quite as simple as it seems even after being simplified a great deal.

The functions connecting the variables in this closed loop can be extremely complex, and even to approach this system analytically will obviously require some approximations. This is not the place to justify every simplification; sometimes complex mathematics are required to reach a simple conclusion. I'll drop some hints along the way about how the simplified model is generated and why it works, but if you really want to get into this, study a text on servo-mechanism design.

### Simulating Chip

Let us conclude by building a working simulator of Chip driving the car. This is just a hint of what this 4 part series of articles will develop. Building the simulator requires building some special numbers into the program without any explanation at present. The point is to enjoy the simulation, and get used to the idea that everything in a control loop happens at the same time.

We will assume that the steering wheel angle to left or right of center is Chip's output quantity, and that there are no disturbances that can interfere at this point. This output quantity will be called A.

Under the influence of A alone, the car

would drift sideways at a rate proportional to A, for small deviations from the center of the lane. Designating the crosswind velocity as W, if W were the only influence acting, the car would drift sideways at a rate proportional to W (in this somewhat oversimplified universe). In the BASIC program we will assume that each iteration corresponds to a fixed amount of elapsed time, so the distance D that the car will drift during any one iteration is simply the sum of the two influences acting on it (line numbers correlate with listing 1):

$$7 \quad D = K1 * W + K2 * A$$


The position, I, of the car relative to its lane will change by an amount D on each iteration:

$$8 \quad I = I + D$$

Now I must introduce a detail: if we just had Chip respond proportionally to the deviation of car position, we would have to make his muscles so flabby that hardly any response would occur, unless we wanted to demonstrate self-immolating oscillations. We have to take care of two destabilizing factors. First, the feedback function is essentially

Your TRS • 80 Apple II Micropolis Vector MZ  
Exidy Sorcerer Cromemco CBASIC-CP/M Microsoft Computer

# WILL SAVE YOU THOUSANDS!



WITH OUR  
BUSINESS  
SOFTWARE

A FLEXIBLE  
STARTER  
SYSTEM

## EASY TO UNDERSTAND & USE

GENERAL LEDGER • ACCTS. RECEIVABLE  
ACCTS. PAYABLE • INVENTORY • PAYROLL

Buy simple, effective programs designed specifically for your machine. Call us once for same week delivery on a product you can use the day you receive it, and two years from now when your company is twice as big. **And ask about MICROMAX** - our computer output videotape system.

TRS • 80: \$100/each. CBASIC-CP/M: \$200/each. Apple II, Micropolis, Vector, Exidy, Cromemco, and Microsoft: \$140/each.


Order today by U.P.S. COD, or with Visa, Mastercharge, or your personal check—we'll pay postage and handling.

**COMPU MAX**  
ASSOCIATES, INC.


[415] 321-2881 505 Hamilton Ave. Palo Alto, CA 94301



**PET / TRS-80 / APPLE: Personal Software brings you the finest!**




**MICRO  
CHESS**  
The Industry's First  
Gold Cassette  
Over 50,000 Sold



**MICROCHESS** is the industry's best selling computer game. And no wonder—because **MICROCHESS** gives you more than just a chessplaying program: A convenient, foolproof set of commands and error checks ... complete instructions in a 5½" by 8½" booklet ... a cassette that's guaranteed to load, with disk versions coming soon ... and several levels of difficulty to challenge you not just once, but time after time. It's available through well over three hundred computer stores and many mail order sources ... always

originating from Personal Software. What's more, every Personal Software product is selected to give you these same benefits of easy availability, reliable cassettes, readable documentation, a carefully thought out user interface ... and most important, continuing challenge and enjoyment, not just once but time after time. If you haven't already, order your own gold cassette: **MICROCHESS**, by Peter Jennings, for 8K **PETs**, 16K **APPLEs**, and 4K Level I and II **TRS-80s** ..... **\$19.95**


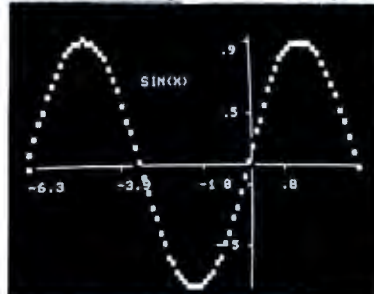



**TIME  
TREK**  
A Tour De Force  
In Real Time Action  
Strategy Games



**TIME TREK** by Brad Templeton for 8K **PETs** and Joshua Lavinsky for 4K Level I and II **TRS-80s** adds a dramatic new dimension to the classic Star Trek type strategy game: **REAL TIME ACTION!** You'll need fast reflexes as well as sharp wits to win in this constantly changing game. Be prepared—the Klingons will fire at you as you move, and will move themselves at the same time, even from quadrant to quadrant—but with practice you can change course and speed, aim and fire in one smooth motion, as fast as you can press the keys. Steer under power around obstacles—evade enemy

shots as they come towards you—lower your shields just long enough to fire your phasers, betting that you can get them back up in time! With nine levels of difficulty, this challenging game is easy to learn, yet takes most users months of play to master. **ADD SOUND EFFECTS** with a simple two-wire hookup to any audio amplifier; the **TRS-80** also produces sound effects directly through the keyboard case, to accompany spectacular graphics explosions! You won't want to miss this memorable version of a favorite computer game ..... **\$14.95**



**BLOCKADE** by Ken Anderson for 4K Level I and II **TRS-80s** is a real time action game for two players, with high speed graphics in machine language. Each player uses four keys to control the direction of a moving wall. Try to force your opponent into a collision without running into a wall yourself! A strategy game at lower speeds, **BLOCKADE** turns into a tense game of reflexes and coordination at faster rates. Play on a flat or spherical course at any of ten different speeds. You can hear **SOUND EFFECTS** through a nearby AM radio—expect some razzing if you lose! ..... **\$14.95**

**GRAPHICS PACKAGE** by Dan Fylstra for 8K **PETs** includes programs for the most common 'practical' graphics applications: **PLOTTER** graphs both functions and data to a resolution of 80 by 50 points, with automatic scaling and labeling of the axes; **BARPLOT** produces horizontal and vertical, segmented and labeled bar graphs; **LETTER** displays messages in large block letters, using any alphanumeric or special character on the **PET** keyboard; and **DOODLER** can be used to create arbitrary screen patterns and save them on cassette or in a **BASIC** program ..... **\$14.95**

**ELECTRIC PAINTBRUSH** by Ken Anderson for 4K Level I and II **TRS-80s**: Create dazzling real time graphics displays at speeds far beyond **BASIC**, by writing 'programs' consisting of simple graphics commands for a machine language interpreter. Commands let you draw lines, turn corners, change white to black, repeat previous steps, or call other programs. The **ELECTRIC PAINTBRUSH** manual shows you how to create a variety of fascinating artistic patterns including the one pictured. Show your friends some special effects they've never seen on a TV screen! ..... **\$14.95**

**WHERE TO GET IT:** Look for the **Personal Software™** display rack at your local computer store. If you can't find the product you want, you can order direct with your **VISA/Master Charge** card by dialing **1-800-325-6400** toll free (24 hours, 7 days; in Missouri, dial 1-800-3426600). If you have questions, please call **617-783-0694**. Or you can mail your order to one of the addresses below, as of the dates shown.

Until July 1: P.O. Box 136  
Cambridge, Mass. 02138

**Personal  
Software™**

After July 1: 592 Weddell Dr.  
Sunnyvale, Calif. 94086



# Look for Personal Software™ products at the dealer nearest you!

## ALABAMA

BYTE SHOP  
Huntsville, AL 35805  
COMPUTERLAND  
Huntsville, AL 35805  
CPU, INC  
Montgomery, AL 36104  
THE LOGIC STORE  
Opelika, AL 36801  
**ALASKA**  
ALPHA ELECTRONICS  
Anchorage, AK 99503  
**ARIZONA**  
MILLET'S TV & RADIO  
Mesa, AZ 85204  
PERSONAL COMPUTER PLACE  
Mesa, AZ 85202  
COMPUTERLAND OF PHOENIX  
Phoenix, AZ 85016  
COMPUTER SHOWROOM  
Tucson, AZ 85710  
**ARKANSAS**  
COMPUTERLAND  
Little Rock, AR 72212  
DATAOPE  
Little Rock, AR 72204  
**CALIFORNIA**  
JAY KERN ELECTRONICS  
Bakersfield, CA 93305  
BYTE SHOP  
Burbank, CA 91506  
BYTE SHOP OF SACRAMENTO  
Citrus Heights, CA 95610  
COAST COMPUTER CENTER  
Costa Mesa, CA 92627  
CAPITOL COMPUTER SYSTEMS  
Davis, CA 95616  
COMPUTERLAND SAN DIEGO EAST  
El Cajon, CA 92020  
COMPUTERLAND OF EL CERRITO  
El Cerrito, CA 94530  
BUSINESS ENHANCEMENT  
COMPUSERVICE  
Escondido, CA 92027  
CHANNEL DATA SYSTEMS  
Goleta, CA 93017  
RAINBOW COMPUTING  
Granada Hills, CA 91344  
JADE COMPUTER PRODUCTS  
Hawthorne, CA 90250  
BYTE SHOP OF HAYWARD  
Hayward, CA 94541  
COMPUTERLAND OF HAYWARD  
Hayward, CA 94541  
COMPUTERLAND OF WEST L.A.  
Inglewood, CA 90302  
COMPUTER COMPONENTS  
OF SOUTH BAY  
Lawndale, CA 90260  
COMPUTERLAND OF SOUTH BAY  
Lawndale, CA 90260  
A-VIDD ELECTRONICS  
Long Beach, CA 90815  
COMPUTERLAND  
Los Altos, CA 94022  
BYTE SHOP  
Mountain View, CA 94040  
HOBBY WORLD ELECTRONICS  
Northridge, CA 91324  
COMPUTERS-MADE-EASY  
Palmdale, CA 93550  
BYTE SHOP OF PLACENTIA  
Placentia, CA 92670  
COMPUTER CENTER  
Riverside, CA 92503  
CAPITOL COMPUTER SYSTEMS  
Sacramento, CA 95821  
COMPUTERLAND  
San Bernardino, CA 92404  
COMPUTERLAND OF SAN DIEGO  
San Diego, CA 92111  
COMPUTER MERCHANT  
San Diego, CA 92115  
COMPUTERLAND OF  
SAN FRANCISCO  
San Francisco, CA 94105  
VIDEO GAMES & COMPUTERS  
San Francisco, CA 94118  
COMPUTERLAND OF SAN JOSE  
San Jose, CA 95129  
COMPUTERLAND (Central)  
San Leandro, CA 94577  
BYTE SHOP  
San Louis Obispo, CA 93401  
MARIN COMPUTER CENTER  
San Rafael, CA 94903  
ADVANCED COMPUTER PRODUCTS  
Santa Ana, CA 92705  
BYTE SHOP  
Santa Clara, CA 95051  
COMPUTER FORUM  
Santa Fe Springs, CA 90670  
THE COMPUTER STORE  
Santa Monica, CA 90401  
SANTA ROSA COMPUTER CENTER  
Santa Rosa, CA 95404  
BYTE SHOP  
Suisun, CA 94585  
COMPUTERS PLUS  
Sunnyvale, CA 94087  
BYTE SHOP OF TARZANA  
Tarzana, CA 91356  
COMPUTERLAND OF  
THOUSAND OAKS  
Thousand Oaks, CA 91360

## SMALL SYSTEM SOFTWARE

Thousand Oaks, CA 91360  
COMPUTER COMPONENTS  
Van Nuys, CA 91411  
COMPUTERLAND  
Walnut Creek, CA 94598  
BYTE SHOP  
Westminster, CA 92683  
COMPUTER COMPONENTS OF  
ORANGE COUNTY  
Westminster, CA 92683  
**COLORADO**  
BYTE SHOP  
Boulder, CO 80301  
COMPUTERLAND  
Colorado Springs, CO 80917  
AMPTEC  
Denver, CO 80216  
COMPUTERLAND  
Denver, CO 80222  
BYTE SHOP  
Englewood, CO 80110  
MICRO WORLD ELECTRONIX  
Lakewood, CO 80226  
**CONNECTICUT**  
COMPUTERLAND OF FAIRFIELD  
Fairfield, CT 06430  
JRY COMPUTER STORE  
Hamden, CT 06518  
THE COMPUTER STORE  
Hartford, CT 06103  
THE COMPUTER STORE  
Windsor Locks, CT 06096  
**WASHINGTON D.C.**  
COMPUTER CABLEVISION  
Washington, DC 20007  
**FLORIDA**  
COMPUTERLAND  
Boca Raton, FL 33432  
THE COMPUTER STORE  
Bradenton, FL 33505  
THE COMPUTER STORE  
Clearwater, FL 33516  
UCATAN  
Destin, FL 32541  
BYTE SHOP  
Fort Lauderdale, FL 33334  
COMPUTERLAND  
Fort Lauderdale, FL 33308  
COMPUTERS FOR YOU  
Fort Lauderdale, FL 33312  
DATA MOVERS  
Fort Meyers, FL 33901  
FOCUS SCIENTIFIC ENTERPRISES  
Miami, FL 33132  
GRICE ELECTRONICS  
Pensacola, FL 32589  
COMPUTER AGE  
Pompano Beach, FL 33062  
PAPERBACK BOOKSMITH  
Sarasota, FL 33581  
AMF ELECTRONICS  
Tampa, FL 33612  
MICRO COMPUTER SYSTEMS  
Tampa, FL 33609  
COMPUTER CENTER OF  
PALM BEACHES  
West Palm Beach, FL 33409  
**GEORGIA**  
ADVANCE COMPUTER TECHNOLOGIES  
Atlanta, GA 30328  
COMPUSHOP  
Atlanta, GA 30342  
DATAMART  
Atlanta, GA 30305  
THE LOGIC STORE  
Columbus, GA 31906  
COMPUTERLAND OF ATLANTA  
Smyrna, GA 30080  
**HAWAII**  
COMPUTERLAND  
Honolulu, HI 96813  
MICROCOMPUTER SYSTEMS  
Honolulu, HI 96813  
RADIO SHACK (Dealer)  
Lihue, HI 96766  
**IDAHO**  
NORTHWEST COMPUTER CENTER  
Boise, ID 83704  
**ILLINOIS**  
COMPUTERLAND OF  
ARLINGTON HEIGHTS  
Arlington Heights, IL 03904  
FARNSWORTH COMPUTER CENTER  
Aurora, IL 60505  
KAPPEL'S COMPUTER STORE  
Bellevue, IL 62220  
DOW.COM  
Carbondale, IL 62901  
BYTE SHOP  
Champaign, IL 61820  
THE ELEKTRIK KEYBOARD  
Chicago, IL 60614  
EMMANUEL B. GARCIA JR.  
AND ASSOCIATES  
Chicago, IL 60613  
PERSONAL COMPUTER  
Chicago, IL 61820  
COMPUTERLAND  
Downers Grove, IL 60515  
COMPUTER STATION  
Granite City, IL 62040  
ORCUIT BUSINESS MACHINES  
La Salle, IL 61301

## ILLINOIS MICROCOMPUTERS

Naperville, IL 60540  
COMPUTERLAND OF NILES  
Niles, IL 60648  
COMPUTERLAND  
Oak Lawn, IL 60453  
COMPUTERLAND OF PEORIA  
Peoria, IL 61614  
WALLACE ELECTRONICS  
Peoria, IL 61614  
DATA DOMAIN  
Schaumburg, IL 60195  
**INDIANA**  
DATA DOMAIN OF FORT WAYNE  
Fort Wayne, IN 46805  
HOME COMPUTER CENTER  
Indianapolis, IN 46220  
PUBLIC COMPUTING  
Lafayette, IN 47904  
**IOWA**  
SYNCHRONIZED SYSTEMS  
Des Moines, IA 50310  
THE COMPUTER CENTER  
Waterloo, IA 50701  
**KANSAS**  
THE COMPUTER ROOM  
Overland Park, KS 66212  
COMPUTER COMPUTER CENTER  
Overland Park, KS 66206  
COMPUTER SYSTEMS DESIGN  
Wichita, KS 67214  
**LOUISIANA**  
COMPUTER SHOPPE  
Metairie, LA 70002  
**MARYLAND**  
COMPUTERLAND  
Rockville, MD 20855  
COMPUTER WORKSHOP  
Rockville, MD 20852  
COMPUTERS ETC  
Towson, MD 21204  
COMPUTERS UNLIMITED  
Towson, MD 21204  
**MASSACHUSETTS**  
THE COMPUTER STORE  
Burlington, MA 01803  
THE COMPUTER STORE  
Cambridge, MA 02139  
CPU SHOP  
Charlestown, MA 02129  
MAD HATTER SOFTWARE  
Dracut, MA 01826  
NEW ENGLAND ELECTRONICS  
Needham, MA 02194  
NEW ENGLAND ELECTRONICS  
Springfield, MA 01103  
**MICHIGAN**  
NEWMAN COMPUTER EXCHANGE  
Ann Arbor, MI 48104  
NEW DIMENSIONS IN COMPUTING  
East Lansing, MI 48823  
COMPUTER HOUSE DIV  
Jackson, MI 49202  
COMPUTERLAND OF  
GRAND RAPIDS  
Kentwood, MI 49508  
COMPUTRONIX  
Midland, MI 48840  
COMPUTER MART OF ROYAL OAK  
Royal Oak, MI 48073  
TRI CITY COMPUTER MART  
Saginaw, MI 48603  
COMPUTERLAND  
Southfield, MI 48034  
LEVEL FOUR PRODUCTIONS  
Westland, MI 48185  
**MINNESOTA**  
COMPUTERLAND  
Bloomington, MN 55431  
MINN MICRO SYSTEMS  
Minneapolis, MN 55454  
**MISSISSIPPI**  
OXFORD SOFTWARE CO.  
Oxford, MS 38655  
**MISSOURI**  
FORSYTHE COMPUTERS  
Clayton, MO 63105  
COMPUTER COUNTRY  
Flonissant, MO 63031  
GREATEST GRAPHICS  
Springfield, MO 65804  
**NEBRASKA**  
OMAHA COMPUTER STORE  
Omaha, NE 68127  
**NEVADA**  
HOME COMPUTERS  
Las Vegas, NV 89109  
**NEW HAMPSHIRE**  
TRS-80 SOFTWARE EXCHANGE  
Milford, NH 03055  
COMPUTERLAND OF NASHUA  
Nashua, NH 03060  
BITS, INC.  
Peterborough, NH 03458  
**NEW JERSEY**  
COMPUTER LAB OF NJ  
Budd Lake, NJ 07828  
COMPUTER EMPORIUM  
Cherry Hill, NJ 08002

## COMPUTER MART OF NJ

Isele, NJ 08830  
MSM ELECTRONICS  
Medford, NJ 08055  
COMPUTERLAND  
Morristown, NJ 07960  
COMPUTERLAND  
Paramus, NJ 07652  
COMPUTER MDOK  
Pine Brook, NJ 07058  
COMPUTER CORNER  
Pompton Lakes, NJ 07442  
COMPUTER ENCOUNTER  
Princeton, NJ 08540  
TYFRONIC COMPUTER STORE  
Ramsey, NJ 07446  
**NEW YORK**  
COMPUTERLAND  
Buffalo, NY 14150  
COMPUTERLAND  
Carle Place, NY 11514  
COMPUTER SHOP OF SYRACUSE  
De Witt, NY 13214  
THE COMPUTER TREE  
Endwell, NY 13760  
LONG ISLAND COMPUTER  
GENERAL STORE  
Lynbrook, NY 11563  
COMPUTER MICROSYSTEMS  
Manhasset, NY 11030  
COMPUTER SHOPPE  
Middle Island, NY 11953  
THE COMPUTER FACTORY  
New York, NY 10017  
COMPUTER MART OF NEW YORK  
New York, NY 10016  
DATEL SYSTEMS  
New York, NY 10036  
AUTOMATIC SYSTEMS  
Poughkeepsie, NY 12603  
COMPUTER HOUSE  
Rochester, NY 14609  
THE COMPUTER STORE  
Rochester, NY 14618  
HOME COMPUTER CENTER  
Rochester, NY 14607  
THE COMPUTER CORNER  
White Plains, NY 10601  
READOUT COMPUTER STORE  
Williamsburg, NY 14221  
**NORTH CAROLINA**  
BYTE SHOP  
Charlotte, NC 28212  
COMPUTERLAND  
Charlotte, NC 28205  
FUTUREWORLD  
Durham, NC 27707  
BYTE SHOP  
Greensboro, NC 27401  
MICROCOMPUTER SERVICES  
Hickory, NC 28601  
BYTE SHOP OF RALEIGH  
Raleigh, NC 27605  
**OHIO**  
BASIC COMPUTER SHOP  
Akron, OH 44314  
CINCINNATI COMPUTER STORE  
Cincinnati, OH 45246  
21ST CENTURY SHOP  
Cincinnati, OH 45202  
DIGITAL DESIGN  
Cincinnati, OH 45202  
CYBER SHOP  
Columbus, OH 43227  
MICRO MINI COMPUTER WORLD  
Columbus, OH 43213  
COMPUTER SOLUTIONS  
Dayton, OH 45409  
DAYTON COMPUTER MART  
Dayton, OH 45409  
ASTRO VIDEO ELECTRONICS  
Lancaster, OH 43130  
COMPUTERLAND OF CLEVELAND  
Mayfield Heights, OH 44121  
RADIO SHACK (Dealer)  
St. Clairsville, OH 43950  
**OKLAHOMA**  
HIGH TECHNOLOGY  
Oklahoma City, OK 73106  
MICROLITHICS  
Oklahoma City, OK 73127  
HIGH TECHNOLOGY  
Tulsa, OK 74129  
**OREGON**  
THE COMPUTER STORE  
Corvallis, OR 97330  
CAMERA AND COMPUTER  
EMPORIUM  
Portland, OR 97205  
COMPUTERLAND OF PORTLAND  
Tigard, OR 97223  
**PENNSYLVANIA**  
BYTE SHOP  
Bryn Mawr, PA 19010  
PERSONAL COMPUTER CENTER  
Frazier, PA 19355  
COMPUTER AID  
Latrobe, PA 15650  
THE COMPUTER WORKSHOP  
Murrysville, PA 15668

## A B COMPUTERS

Perkasie, PA 18944  
MICROTRONIX  
Philadelphia, PA 19106  
**SOUTH CAROLINA**  
DATA MART  
Greenville, SC 29607  
**TENNESSEE**  
MICROCOMPUTER STORE  
Knoxville, TN 37919  
COMPUTER LABS OF MEMPHIS  
Memphis, TN 38117  
DOC'S COMPUTER SHOP  
Nashville, TN 37211  
**TEXAS**  
COMPUTERLAND OF AUSTIN  
Austin, TX 78757  
COMPUTERS 'N THINGS  
Austin, TX 78731  
MICRO COMPUTER SHOPPE  
Corpus Christi, TX 78411  
COMPUSHOP  
Dallas, TX 75243  
COMPUTERLAND  
Dallas, TX 75231  
KA ELECTRONICS SALES  
Dallas, TX 75247  
COMPUTER TERMINAL  
El Paso, TX 79901  
RAM MICRO SYSTEMS  
Fort Worth, TX 76116  
COMPUTERCRAFT  
Houston, TX 77063  
COMPUTERLAND OF HOUSTON BAY  
Houston, TX 77058  
NEIGHBORHOOD COMPUTER  
Lubbock, TX 79401  
COMPUTER PATCH OF SANTA FE  
Odessa, TX 79762  
COMPUSHOP  
Richardson, TX 75080  
THE COMPUTER SHOP  
San Antonio, TX 78216  
COMPUTER SOLUTIONS  
San Antonio, TX 78229  
WICHITA COMPUTER SYSTEMS  
Wichita Falls, TX 76301  
**UTAH**  
ADP SYSTEMS  
Logan, UT 84321  
COMPUTER CONCEPTS GROUP  
Salt Lake City, UT 84109  
THE HI-FI SHOP  
Salt Lake City, UT 84117  
**VERMONT**  
COMPUTERMART  
Essex Junction, VT 05452  
**VIRGINIA**  
COMPUTER HARDWARE STORE  
Alexandria, VA 22314  
COMPUTERS PLUS  
Alexandria, VA 22304  
COW, INC  
Blacksburg, VA 24060  
HOME COMPUTER CENTER  
Newport News, VA 23606  
COMPUTER TECHNIQUES  
Richmond, VA 23235  
THE COMPUTER PLACE  
Roanoke, VA 24015  
COMPUTER WORKSHOP  
Springfield, VA 22151  
COMPUTERLAND  
Vienna, VA 22180  
HOME COMPUTER CENTER  
Virginia Beach, VA 23452  
**WASHINGTON**  
OMEGA NORTHWEST  
Bellevue, WA 98004  
COMPUTERLAND OF SOUTH  
KING COUNTY  
Federal Way, WA 98003  
YE OLDE COMPUTER SHOPPE  
Richland, WA 99352  
THE COMPUTER SHOPPE  
Seattle, WA 98115  
EMPIRE ELECTRONICS  
Seattle, WA 98166  
PERSONAL COMPUTERS  
Spokane, WA 99202  
MADISON COMPUTER STORE  
Madison, WI 53711  
COMPUTERLAND  
Madison, WI 53711  
COMPUTERLAND  
Milwaukee, WI 53222  
FOX VALLEY  
COMPUTER STORE  
Neenah, WI 54956  
**WYOMING**  
COMPUTER CONCEPTS  
Cheyenne, WY 82001  
**AUSTRALIA**  
ELECTRONIC CONCEPTS PTY. LTD  
COMPUTERLAND  
Sydney, N.S.W.  
**CANADA**  
COMPUSHOP  
Calgary, Alberta T2N 2A4

## THE COMPUTER SHOP

Calgary, Alberta T2T 4T9  
ORTHON COMPUTERS  
Edmonton, Alberta T5N 3N3  
TJB MICROSYSTEMS  
Edmonton, Alberta T5M 0H9  
CONTI ELECTRONICS  
Vancouver, B.C. V5W 2Z4  
COMPUTER CITY  
Winnipeg, Manitoba R3P 0H8  
COMPUTERLAND  
Winnipeg, Manitoba R3G 0M8  
INTERACTIVE COMPUTER SYSTEMS  
Fredericton, New Brunswick  
MINICOMP SYSTEMS  
Halifax, Nova Scotia B3K 2G1  
KOBETEK SYSTEMS  
Wolfville, Nova Scotia BOP 1X0  
COMPUTERLAND  
Burlington, Ontario  
LYNTRONICS  
Downsview, Ontario M2J 2W6  
COMPUTER CIRCUITS  
London, Ontario N6A 3H2  
COMPUMART  
Ottawa, Ontario K2A 1J2  
COMPUTER INNOVATIONS  
Ottawa, Ontario K1B 4A8  
RICHVALE TELECOMMUNICATIONS  
Richmond Hill, Ontario  
THE COMPUTER CENTER  
Sarnia, Ontario N7T 1B4  
COMPUTER MART  
Toronto, Ontario M4G 3B5  
THE COMPUTER PLACE  
Toronto, Ontario M5V 1Z1  
COMPUTER SPECIALIST  
Toronto, Ontario M3K 1E7  
HOME COMPUTER CENTER  
Toronto, Ontario M2M 3W2  
HOUSE OF COMPUTERS  
Toronto, Ontario  
MARKETRON  
Toronto, Ontario  
MICRO-WARE  
Toronto, Ontario M4E 2L2  
COMPUCENTRE  
Montreal, Quebec H1J 1Z4  
FUTUR BYTE  
Montreal, Quebec H3B 3C9  
CUSTOM COMPUTING SERVICES  
Saskatoon, Saskatchewan S7K 2B5  
DIGITAL SERVICE  
Saskatoon, Saskatchewan S7J 3A9  
**PUERTO RICO**  
MICROCOMPUTER STORE  
Rio Piedras, PR 00921  
**ENGLAND**  
BYTE SHOP  
Ilford, Essex  
INFOCUBE  
London  
CYTEK  
Manchester M4 3E4  
PETSOF  
Newbury, Berkshire RG13 1PB  
KEEN COMPUTERS  
Nottingham NG7 1FN  
T & V JOHNSON  
MICROCOMPUTERS  
Camberly, Surrey  
PETALECT  
Woking, Surrey  
J&J ELECTRONICS  
Bexhill-on-Sea, East Sussex  
OPTRONICS  
Twickenham TW1 4RY  
**DENMARK**  
MICRO SYS  
Copenhagen V18YJ  
**FRANCE**  
SVEA  
Paris 75008  
**GERMANY**  
BECK COMPUTERS  
8 Munchen 70  
ING W HOFACKER  
8 Munchen 75  
**HOLLAND**  
COMPUTRON  
Den Haag 2502 ER  
**ITALY**  
HOMIC MICROCOMPUTERS SRL  
20123 Milano  
**SCOTLAND**  
MICRO CENTRE  
Edinburgh EH3 5AA  
**SINGAPORE**  
THE COMPUTER CENTRE PTE LTD  
Singapore 7  
**SWEDEN**  
MICROFUTURE  
Stockholm 10322  
SEMIDAKO  
Uppsala 75353  
**SWITZERLAND**  
INTERFACE TECHNIC  
Basel  
INGENIEUBUREAU  
Basel 1  
DIALOG COMPUTER  
Lucerne  
ELBATX  
Wettingen

**P.S.: VISICALC—How did you  
ever do without it?**

```

1 INPUT "WIND, MPH: ",W
2 PRINT "WHEEL ANGLE, DEGREES",
3 PRINT TAB(25),"CAR DEVIATION, FEET"
4 FOR J=1 TO 10
5 PRINT %7F1," ",A*10,
6 PRINT %7F1,TAB(25),I
7 D=.05*W+A
8 I=I+D
9 A1=-2*(I+.8*D)
10 A=A+.200*(A1-A)
11 NEXT
12 GOTO 1
13 END

```

RUN

WIND, MPH: 20		CAR DEVIATION, FEET
WHEEL ANGLE, DEGREES		
	.0	.0
	-7.2	1.0
	-11.8	1.3
	-13.3	1.1
	-12.7	.8
	-11.3	.5
	-10.1	.4
	-9.5	.4
	-9.4	.4
	-9.6	.5
WIND, MPH: -30		
WHEEL ANGLE, DEGREES		CAR DEVIATION, FEET
	-9.8	.5
	8.0	-2.0
	19.3	-2.7
	23.1	-2.2
	21.6	-1.4
	18.3	-.8
	15.4	-.4
	13.8	-.4
	13.6	-.5
	14.0	-.7
WIND, MPH: 40		
WHEEL ANGLE, DEGREES		CAR DEVIATION, FEET
	14.6	-.8
	-10.1	2.7
	-26.0	3.7
	-31.2	3.1
	-29.2	2.0
	-24.6	1.0
	-20.5	.6
	-18.4	.5
	-18.0	.7
	-18.6	.9
WIND, MPH: -50		
WHEEL ANGLE, DEGREES		CAR DEVIATION, FEET
	-19.5	1.0
	12.3	-3.4
	32.6	-4.7
	39.3	-3.9
	36.8	-2.5
	30.9	-1.3
	25.7	-.7
	22.9	-.6
	22.4	-.9
	23.2	-1.1

*Listing 1: A rough simulation of Chip driving the car in a straight line. Each iteration is assumed to correspond to a fixed time interval. Therefore, the distance the car drifts away from straight line travel is the sum of the wind and steering wheel angle. The simulation shows Chip trying to arrive at the wheel angle which will counteract the force of the blowing wind. If you repetitively use the same wind value, you will see that a steady wheel angle is arrived at. [I found it interesting that this simulation seems to settle down within 60 time units to a consistent value. Even changing wind values from +1000 to -1000 units was compensated for within 60 time units. . . . RGAC]*

an integrator, and so puts a lag into the control process. This alone would not cause a problem, but Chip also contains a *transport lag*; he cannot actually produce an output at the same instant that the input occurs, nor can our program since it is evaluating equations one at a time. The integration lag we take care of by adding to the position I (which Chip senses) the variable D, which is approximately the first derivative of the input quantity. He senses the input quantity with some emphasis on its rate of change, which is actually a realistic model of human perception. This part of the stabilizing of the control action is done in step 9:

$$9 \quad A1 = K3 * (I + 0.8 * D)$$

We have computed a variable A1, the angle which the wheel would assume if Chip reacted instantly. But to handle the transport lag, we must slow his reponse, letting only a fraction K5 (between 0 and 1) of it occur during any one iteration. That is what step 10 does:

$$10 \quad A = A + K5 * (A1 - A)$$

This slowing technique will be used in the larger simulator next time. To see how it works, set A1 to 10.00, K5 to 0.25, and A to 0, and then simply keep doing step 10 with pencil and paper. A will gradually approach the value of A1 from any starting point.

The program in listing 1 asks for a wind velocity, and then proceeds to do ten iterations of the control loop, printing wheel angle A and car position deviation I each time. A positive number means the wind is blowing, the wheel is cocked, or the car has moved to the *right*. If you want to follow the program for more than ten iterations, give it the same wind again. It always starts where it left off.

In part 2, we will begin exploring a model of the kind described in figure 4 and start the somewhat mind boggling task of retraining the intuition to think in closed loop terms instead of straight through cause and effect. There is a *big* difference. We'll see that, in general, control systems control what they sense, not what they do. We'll discover something called a *reference signal*, which functions in a control system exactly the way an inner purpose has always been supposed to function. In part 2, we'll see how perception figures into control. And we'll start working with a more extended BASIC simulator than the tiny one in listing 1. Parts of this simulator will be suitable for building into the computer part of a robot, should anyone want to carry matters that far. ■



# DIABLO PROVES LOOKS ARE EVERYTHING.

With Diablo's printers and terminals, you can always be sure that beauty will be in the eyes of the beholder. Because no one knows more about print wheel technology than the company that invented it in the first place.

Diablo's metal and plastic wheel printers have established industry standards for crisp, clear characters, proportional spacing, and uniform density.

So, when you're ready to choose a printer for your own computer, pick the one that produces "picture perfect" originals every time.

If you really want to look good, remember this. With Diablo, you'll always look your best.

## Diablo Systems



Visit us at Personal Computing Festival booths 16 & 17.

Diablo® is a registered trademark of XEROX CORPORATION.

# XEROX

# The 1802 Op Codes

Henry Melton  
2511 Dovemeadow Dr  
Austin TX 78744

The RCA/Hughes 1802 is an 8 bit micro-processor with a small but growing following. Its ease of interface and low CMOS power requirements make it attractive for many small applications. The accompanying chart of op codes for the 1802 illustrates all of the 255 variations. I have used the RCA mnemonics.

The 1802 is organized around sixteen 16 bit registers. These can be used as pro-

gram counters, index registers, subroutine pointers, and general data storage registers. The interrupt and direct memory access features of the 1802 also make use of specific registers for their operation. There is an 8 bit accumulator (D), and three 1 bit flags: DF for the carry flag, IE for the interrupt enable flag, and Q for the direct output flag. There are also four 4 bit registers: two to hold the current op code, one

— Branch and skip
  — Input/output operations
  — Immediate operand instructions

		Low Nybble																
		0	1	2	3	4	5	6	7	8	9	A	B	C	D	E	F	
H I G H  N Y B I T	0	IDL 1	LDN 1 1	LDN 2 1	LDN 3 1	LDN 4 1	LDN 5 1	LDN 6 1	LDN 7 1	LDN 8 1	LDN 9 1	LDN A 1	LDN B 1	LDN C 1	LDN D 1	LDN E 1	LDN F 1	
	1	INC 0 1	INC 1 1	INC 2 1	INC 3 1	INC 4 1	INC 5 1	INC 6 1	INC 7 1	INC 8 1	INC 9 1	INC A 1	INC B 1	INC C 1	INC D 1	INC E 1	INC F 1	
	2	DEC 0 1	DEC 1 1	DEC 2 1	DEC 3 1	DEC 4 1	DEC 5 1	DEC 6 1	DEC 7 1	DEC 8 1	DEC 9 1	DEC A 1	DEC B 1	DEC C 1	DEC D 1	DEC E 1	DEC F 1	
	3	BR 2	BQ 2	BZ 2	BDF, BPZ BFE 2	B1 2	B2 2	B3 2	B4 2	NBR, SKP 1	BNQ 2	BNZ 2	BNF, BM BL 2	BN1 2	BN2 2	BN3 2	BN4 2	
	4	LDA 0 1	LDA 1 1	LDA 2 1	LDA 3 1	LDA 4 1	LDA 5 1	LDA 6 1	LDA 7 1	LDA 8 1	LDA 9 1	LDA A 1	LDA B 1	LDA C 1	LDA D 1	LDA E 1	LDA F 1	
	5	STR 0 1	STR 1 1	STR 2 1	STR 3 1	STR 4 1	STR 5 1	STR 6 1	STR 7 1	STR 8 1	STR 9 1	STR A 1	STR B 1	STR C 1	STR D 1	STR E 1	STR F 1	
	6	IRX 1										IN 1 1	IN 2 1	IN 3 1	IN 4 1	IN 5 1	IN 6 1	IN 7 1
	7	RET 1	DIS 1	LXDA 1	STXD 1	ADC 1	SDB 1	SHRC RSHC 1	SMB 1	SAV 1	MARK 1	REQ 1	REQ 1	ADCI 2	SDBI 2	SHLC RSHL 1	SMBI 2	
	8	GLO 0 1	GLO 1 1	GLO 2 1	GLO 3 1	GLO 4 1	GLO 5 1	GLO 6 1	GLO 7 1	GLO 8 1	GLO 9 1	GLO A 1	GLO B 1	GLO C 1	GLO D 1	GLO E 1	GLO F 1	
	9	GHI 0 1	GHI 1 1	GHI 2 1	GHI 3 1	GHI 4 1	GHI 5 1	GHI 6 1	GHI 7 1	GHI 8 1	GHI 9 1	GHI A 1	GHI B 1	GHI C 1	GHI D 1	GHI E 1	GHI F 1	
	A	PLO 0 1	PLO 1 1	PLO 2 1	PLO 3 1	PLO 4 1	PLO 5 1	PLO 6 1	PLO 7 1	PLO 8 1	PLO 9 1	PLO A 1	PLO B 1	PLO C 1	PLO D 1	PLO E 1	PLO F 1	
	B	PHI 0 1	PHI 1 1	PHI 2 1	PHI 3 1	PHI 4 1	PHI 5 1	PHI 6 1	PHI 7 1	PHI 8 1	PHI 9 1	PHI A 1	PHI B 1	PHI C 1	PHI D 1	PHI E 1	PHI F 1	
	C	LBR 3	LBQ 3	LBZ 3	LBOF 3	NOP 1	LSNQ 1	LSNZ 1	LSNF 1	NLBR LSKP 1	LBNO 3	LBNZ 3	LBNF 3	LSIE 1	LSO 1	LSZ 1	LSOF 1	
	D	SEP 0 1	SEP 1 1	SEP 2 1	SEP 3 1	SEP 4 1	SEP 5 1	SEP 6 1	SEP 7 1	SEP 8 1	SEP 9 1	SEP A 1	SEP B 1	SEP C 1	SEP D 1	SEP E 1	SEP F 1	
	E	SEX 0 1	SEX 1 1	SEX 2 1	SEX 3 1	SEX 4 1	SEX 5 1	SEX 6 1	SEX 7 1	SEX 8 1	SEX 9 1	SEX A 1	SEX B 1	SEX C 1	SEX D 1	SEX E 1	SEX F 1	
	F	LDX 1	OR 1	AND 1	XOR 1	ADD 1	SD 1	SHR 1	SM 1	LDI 2	ORI 2	ANI 2	XRI 2	ADI 2	SDI 2	SHL 1	SMI 2	

Table 1: RCA/Hughes 1802 instruction set. The op codes and the number of bytes used by each are shown.



# NEW FAMILY OF DISK DRIVES FOR THE TRS-80

to designate which of the R registers is the program counter, and one to designate which of the R registers is the index pointer. Lastly, there are four EF external pins that are sensed as conditional branch flags.

11 commands make up the bulk of the 1802 op codes. Each is 1 byte in length, with the first nybble designating the operation, and the last nybble acting as a 4 bit immediate operand. They account for 175 of the op codes (LDN does not operate on register 0) and allow data transfer to and from the R indexed memory, incrementing and decrementing the R registers, and setting the P and X registers. There are four major operations (hexadecimal 80 through BF) that move bytes of data between the accumulator and the two halves of the 16 bit registers.

The arithmetic and logical operations use the accumulator with either the immediate data or the indexed memory contents as the other operand.

There are three types of branches. The short branch uses the immediately following byte as the next address in the local 256 block of memory space. This is *not* a relative jump; the immediate data just replaces the low byte of the program counter. The long branch uses the two following bytes, high byte first, to construct the branching address. The skip instructions skip over following instructions if the tested condition is true. The short skip skips only one byte, but all the others skip over two bytes of code. Notice that the short branch instructions include the external flags as possible testable conditions, allowing quick direct serial input.

There is also a set of I/O (input/output) instructions to transfer a byte to or from one of seven possible I/O ports. The external Q pin can be set or reset to give quick direct serial output.

The SAV, MARK, RET, and DIS instructions can be used to implement recoverable interrupt and nested subroutines by using a stack in memory.

The last instructions are NOP and IDL. The IDL instruction places the machine on hold until an interrupt or direct memory access request occurs.

The 1802 is a well-designed computer package, and CMOS is *the* technique in battery powered applications. ■



We are the first manufacturer to offer you a complete family of add-on disk drives for your TRS-80. Select from single head or dual head units. Each comes complete with Power Supply and Chassis.

### SINGLE HEAD DRIVES

TF-1X Choose Pertec FD-200 or MPI	\$379
TF-3 Shugart SA 400	\$389

### DUAL HEAD DRIVE

TDH-2 Dual Headed mini floppy, includes cable	\$699
---	-------

### CABLES

TFC-2 two drive cable	\$25,
TFC-4 four drive cable	\$35

## TRS-80 PERIPHERALS & SUPPLIES

### PRINTERS

LP779TR Centronics Model 779 with tractors	\$1179
LP1 Centronics Model P1	\$399
Integral Data w/tract.	\$949
Cables (Centronics)	\$39

### MEMORY

16KM 16K RAM Kit	\$74
------------------	------

### NEW PRODUCTS

AC-1 A.C. Line Interference Eliminator	\$18.95
NKP Numeric 16-Key Pad Kit	\$68
TRS-80 Disk	\$169
Small system RS232	\$49

### DISKETTES

VERBATIM 5" Soft sector	\$3.59
-------------------------	--------

## TRS-80 SOFTWARE

BRAND NEW DOS + With utilities	Special Intro Price \$95
Accounts Receivable	\$39
Inventory Control	\$39
Job Entry/Status	\$75

SEND FOR FREE PRODUCT CATALOG

**BUY IT ALL... HARDWARE/SOFTWARE... FROM  
ONE SOURCE - TWO LOCATIONS TO SERVE YOU**

**APPARAT, INC.**  
6000 E Evans Ave Bldg 2  
Denver, CO. 80222  
**303-758-7275**

**MICROCOMPUTER  
TECHNOLOGY INC.**  
2080 S. Grand Ave.  
Santa Ana, CA. 92705  
**714-979-9923**

ORDERING INFORMATION: Cash, check, Money Order or Credit Card (MC or VISA) COD's require 20% deposit. Orders will be processed and shipped within 3 to 10 days of receipt of order. Customers will be notified of any delay over 30 days.

# The History of Computing

## The IBM 7070



*IBM 7070s undergoing final checkout before shipment.*

*An IBM 7070 operator's console.*



*A typical IBM 7070 configuration. The engineering console (for repair diagnostic information) is in the table in the foreground.*



The second computer generation is said to have begun with the advent of the transistor. An equally important advance was the realization that most programmers would soon be programming not in symbolic machine language but in machine independent high level languages. This led hardware designers to build instructions that simplified compiling of programs, such as editing, table lookup and string scanning instructions. Some of these instructions are found in the IBM 7070, announced in 1959.

The 7070, like the 650, was built around a 10 digit signed decimal word. Signs and digits were stored in a two-out-of-five code; five bits were used to represent a digit, of which exactly two were "on". The five bits were assigned values of 0,1,2,3 and 6, so a little fudging had to be followed in order to represent 0. Since 3 can be represented two ways, 0-3 or 1-2, the former was used as the value for 3 and the latter for 0. Alphabetic characters were represented by digit pairs; hence, only five letters could be stored in a word. To distinguish between alphabetic and numeric representation, three signs were allowed: +, -, and @, represented by the codes for 9, 6, and 3, respectively.

Two memory sizes, 5,000 and 9,990 words, were available. The larger size could have been 10,000 words, but addresses 9991-9999 referred to addressable registers, including three accumulators. The small memory size was seen as a drawback, but a remarkably powerful instruction set tended to offset this problem. The 7070 might have been the start of a new decimal based family of computers if IBM had added a memory paging feature to allow for expansion.

The instruction format used the sign and first two digits as an operation code, two digits for an indexing address, two digits for field definition or instruction augmentation, and four digits for an address. Hence, 200 different instruction types and 99 index words were possible. In fact, 190 instructions were implemented, and memory locations 0001 through 0099 could be used as index "registers." Field definition allowed arithmetic to be performed on parts of words. If field definition 58 was specified in an ADD instruction, the contents of digit positions 5 thru 8 of the addressed value would be added to the specified accumulator.

I/O (input/output) units did not look much different from first generation equipment, but in fact embodied several

significant improvements. Magnetic tape units could read and write in low (200 bits per inch) or high density (556 bits per inch). Data channels allowed overlap of data transfer and processing, and a priority I/O scheme allowed for simultaneous peripheral operation on line—spooling, as it is still called. The idea behind spooling is that punched cards may be read and lines printed during times when the machine is simultaneously doing something else. The main program gets and puts records on a faster medium, such as a disk, and is therefore not forced to wait for the relatively slow card reader or printer.

File handling capability on the 7070 was very sophisticated due to a feature called *block transmission*. A record could be read into several noncontiguous blocks of memory under control of RDWs (record definition words). The programmer specified in a *tape read* instruction the unit number of the tape to be read and the address of the first of a sequence of one or more record definition words. Each definition contained the starting and ending address of a block (set of consecutive words) into which data was to be read. Each record definition word in the sequence had a positive sign except the last one, which was negative. If the physical record ended before all definitions were exhausted, the remaining were ignored. If the last record definition word was exhausted before the end of the record was reached, the remaining data were not transferred into memory. When a record was written, record definition words were similarly used to gather data from various parts of memory without actually transferring them into one contiguous memory block.

Variable length records could also be handled easily through use of a *tape read per record mark control* instruction. A record mark was a special character having the keypunch code 0-2-8, which was written as a not equal sign ( $\neq$ ). When the tape was read under record mark control, the normal sequence of data transmission to storage via record definition words was followed until a record mark was read. This caused the 7070 to cease transmission of data to the block specified by the current definition and to move on to the next.

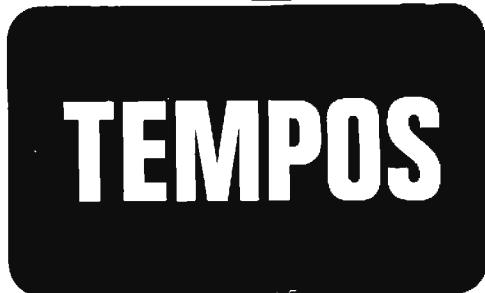
For example, suppose a tape record contained:

ABCDEFGHI  $\neq$  JKLM  $\neq$  NOPQR

and a tape read per record mark control

Keith S Reid-Green  
Member of Technical Staff  
RCA, David Sarnoff Research Center  
Princeton NJ 08540

# Up Your Output.



## MULTI-TASKING!

The TEMPOS Operating System is quickly becoming the standard in Multi-User, Multi-Tasking operating systems for 8080 and Z80 microcomputers. Multi-Tasking means that, even with only one user at one terminal, more than one job can be running on the system *simultaneously!* If you have ever had to go get a cup of coffee while you wait for your computer to print listings, you *know* the advantages of a system that will handle one job while you are working on another. TEMPOS is a true time sharing system, and the maximum number of jobs is limited only by your memory.

## MULTI-USER!

Want to share your computer with another user? With TEMPOS all it takes is another terminal... up to seven interactive terminals are allowed! And with Re-Entrant programs, each user does not need a complete copy in memory. We include three Re-Entrant programs (the OPUS:THREE High-Level Language, the TEXTED Text Editor, and FILES, a disc file directory/manipulator) or write your own! In addition, we include an assembler, a linking loader, over a half-dozen other utility programs and over 60 system subroutines, callable by the programmer!

## PROVEN!

With TEMPOS, you get a package that has been tested in our facilities for over two years, and in the field at over 50 different installations. We have used this system ourselves for everything from writing high-level languages to developing applications to text editing to games. TEMPOS is undoubtedly the most flexible software tool on the market... and you can have it for much less than you think!

## COMPATIBLE!

TEMPOS is available for many different systems; pre-written drivers may include yours. Or, using our interactive System Generation Routine, you can add your own. Call or write now for our free catalog and the name of a dealer near you. The TEMPOS Operating System is available for \$787.00, the manual set (price may be credited toward the purchase of the TEMPOS package) for \$21.50 (prices include shipping within the U.S.).

ADMINISTRATIVE  
SYSTEMS  
INC.  
■■■■  
■■

1642 S. Parker Road, Suite 300, Denver, Colorado 80231  
(303) 755-9694

instruction referred to the record definition words:

+0010001005	words 1000 thru 1005
+0014601480	words 1460 thru 1480
0019992999	words 1999 thru 2999.

ABCDE would be read into location 1000, FGHI into 1001, JKLM into 1460 and NOPQR into 1999.

A major problem arose because of the special nature of alphabetic data. In first generation computers, conventions had been established regarding coding of alphabetic characters on tape, and these conventions were carried on into the 7070. Some means of differentiating between alphabetic and numeric data had to be established, however, since the old-fashioned "overpunched" numeric sign used in unit-record equipment and early computers could not always be distinguished from alphabetic characters. This problem was resolved on the 7070 by assuming that a tape was alphabetic until a delta character was read, whereupon the delta was not transferred into memory, but served instead to change the mode of data transfer to numeric. The next delta flipped the mode back to alphabetic, and so on. A *delta* on the seven track BCD (binary coded decimal) tape (in which the tracks were labeled CBA8421) consisted of the CB8421 bits. Thus the three words:

+0123443210  
-5678998765  
@7461796368

would be written on tape as  $\wedge 01234-432105678998765\Delta$ MARCH. When re-read into a 7070, a perfect translation took place back into the three words shown above. However, when read into any other computer, the delta characters transferred into memory, giving IBM 1401 programmers considerable annoyance. Nevertheless, it is safe to say that the 7070 represented a very large step between first generation and modern computers. Most apparent among the second generation refinements was the recognition that computers did not have to be classified as commercial or scientific machines but in fact could be used to solve problems in both of the disciplines. On the one hand, the record definition word concept made sorting extremely fast, while hardware implemented floating point instructions were available for calculation. ■



# INFO 2000 DISK SYSTEMS: A LOT LESS THAN YOU EXPECT.

## Less Cost

The DISCOMEM Controller board costs us less to manufacture. So your complete INFO 2000 Disk System costs you less — at least \$400 less than comparable disk systems.

## Less Hardware

Only three S-100 boards are needed to create a complete, high-performance disk-based microcomputer system—the DISCOMEM Controller Board, a 32K memory board, and any 8080, 8085 or Z80 CPU board. You don't need extra interface or EPROM boards since DISCOMEM contains 2 serial ports, 3 parallel ports and provision for 7K of EPROM and 1K of RAM.

## Less Time

The INFO 2000 Disk System is incredibly fast! Using the PerSci Drives with voice coil positioning, disk seek times are up to 8 times faster than with other drives. A full disk-to-disk copy and verification takes well under a minute. Formatting and verifying a new diskette takes less than half a minute. Reloading CP/M<sup>†</sup> from diskette takes a fraction of a second.

## Less Space

The system is remarkably compact, requiring only 1/2 to 1/3 the space taken by other 2-drive disk systems.

## It all adds up to more capability for your money.

The complete INFO 2000 Disk System comes completely assembled and tested. It includes dual diskette drives, the DISCOMEM Controller, power supply, cabinet, cables and the CP/M disk operating system—everything you need for immediate plug-in-and-go operation with your microcomputer. This means less time, hassle, hardware, space, errors and less money than for comparable equipment. Now, isn't that a lot less than you'd expected in a dual disk system? INFO 2000 Disk Systems are also available for Digital Group and Heath H8 microcomputers. Dealer inquiries welcomed.

<sup>†</sup>CP/M is a registered trademark of Digital Research.

\*Extra cost option.

## Less Hassle

The INFO 2000 Disk System eliminates the "I/O configuration blues" by incorporating all necessary interface ports. A CP/M Loader and all I/O drivers are contained in EPROM so there is no need for special software customization. Just plug the system into your S-100 microcomputer and begin immediate operation using the CP/M disk operating system. The INFO 2000 Disk System is supported by the most extensive library of software available, including 3 different BASICs, 2 ANSI FORTRAN IVs, several assemblers, text editors, debugging tools, utilities and numerous applications packages.

## Less Errors

This disk system uses full size 8" diskettes and standard IBM 3740 recording format. So you're assured superior protection against errors, and full interchangeability with other CP/M-based systems.



**NOW IN STOCK:  
DOUBLE-SIDED DRIVES!**  
Doubles your storage capacity\*

**INFO 2000**  
CORPORATION  
20620 South Leapwood Avenue  
Carson, California 90746  
(213) 532-1702

# Artificial Intelligence and Entropy

R M Kiehn  
Physics Dept  
University of Houston  
Houston TX 77004

Although this article is written with a sense of science fiction creativity and speculation, the concepts involved are based on sound ideas that recently won for Ilya Prigogine the 1977 Nobel prize (see reference 1). No longer can it be said that the laws of thermodynamics prohibit the creation of artificial intelligence.

Computer intelligence has long been a hazy dream in many enthusiasts' eyes, but so often that gleam has been glazed over by a rational response from the scientific community: "You can get out of any computer only what you put in. The computer, after all, has to be told what to do. It can't think."

These valid scientific arguments are based, essentially, on the laws of thermodynamics, especially the second law, concerning entropy. The second law says in effect that for all (isolated) systems at or near equilibrium, any process will have a tendency to increase the system's entropy.

Shannon has developed the idea that entropy is related to the inverse of information (see reference 2); so as entropy goes up, information goes down. The second law of thermodynamics seems to demand that this decrease in information shall always happen for mechanical or electrical machines.

The conclusion that machines will never be capable of thinking seems irrefutable.

But man is a biological machine, and yet he thinks. How can these two seemingly contradictory ideas be reconciled with the second law? One of the greatest scientific puzzles of the last century was that the idea of a thinking biological machine *cannot* be brought into accord with the laws of *equilibrium* thermodynamics! The paradox stands.

The brilliance of I Prigogine lay in his recognition that another regime far from local thermodynamic equilibrium may exist for complex interacting systems. Exactly what this new regime is all about took many

years of study to formulate and understand, but in the last two years the verification of this new thermodynamic concept has been achieved by a small but convincing number of chemical experiments (see reference 3). Simply, the new thermodynamic regime is a regime *far* from equilibrium where semi-steady state modes of collective interactions can self-organize in complex systems. In this collective mode of self-organization, far from thermodynamic equilibrium, the entropy of the system drops dramatically; the information content rises. The increasing entropy dictum of the second law is no longer valid because the system is not in equilibrium.

The key features of systems that can support such entropy-decreasing modes are that:

1. They are not isolated systems: they draw energy and material from their surroundings: that is, they feed.
2. They are complex systems of *many* interacting parts, and the interactions must be nonlinear.

These conditions seem to be necessary but not sufficient. A complex system that has these properties need not self-organize into an entropy decreasing mode, but if these conditions are met, the low entropy modes are now scientifically recognized possibilities.

Theoretical models of complex chemical systems have indicated that the minimum number of subparts that will form a collective mode far from equilibrium is measured in the thousands. This result is striking; it could have been that it would take statistically large mole numbers ( $10^{23}$ ) of parts to form self-organized systems, but no, it appears that thousands, or a few tens of thousands, of subsystems interacting nonlinearly can, for certain ranges of parameters, flip into self-organized modes of decreasing entropy.

For the first time, thermodynamics (albeit of the nonequilibrium variety) can be used to substantiate entropy decreasing modes, biological systems, and thinking machines! Using these ideas as a basis, it is conceivable that a collection of subsystem computers linked together nonlinearly could, for certain ranges of coupling parameters, self-organize into a collective mode of operation in which the entropy of the complex system decreases.

The gleam in the young experimenter's eye need not be glazed over and extinguished by a thermodynamic "it's impossible" argument. The loophole in the law has been discovered.



A few years ago such a project would have been economically impossible, but now with the advent of cheap small volume microprocessors it is conceivable that, say, ten thousand computer subsystems could be assembled and linked together in one complex. Moreover, following the theoretical advances pioneered by I Prigogine, such a complex might be arranged to operate in a collective mode far from equilibrium in which the entropy content drops dramatically, the information content skyrockets, and the idea of artificial intelligence need no longer be squashed by thermodynamic dictum. It indeed may be possible to create a thinking machine.

#### REFERENCES

1. C Nicolis and I Prigogine, *Self-Organization in Non-Equilibrium Systems*, John Wiley & Sons, New York, 1977.
2. C E Shannon and W Weaver, *The Mathematical Theory of Communication*, University of Illinois Press, 1949.
3. J S Turner, *Journal of Physical Chemistry* (to be published).
4. H Haken, *Synergetics*, Springer-Verlag, Berlin, 1977.

#### Appendix: Collective Mode Systems of Low Entropy

After I submitted the above article to BYTE, editor Carl Helmers asked if I could provide a tutorial example explaining the ideas of a collective mode system with low entropy. Perhaps the most striking example of such a system is given by the laser (see reference 4).

The typical laser consists of an optical cavity, a set of atoms – such as He-Ne – connected to the outside world by means of a power supply. Energy flows continually into (and out of) the system so it cannot be considered to be isolated. If the system gain parameter is below a critical value, the gas atoms may be excited by the energy source and subsequently release their excess excitation energy through the emission of photons. The photons all have random phase, ie: the emission of photons by the various atoms in the gas is random, and not coherent. The system has a high entropy content associated with the disorder and the random emission of photons. The system does reach a steady state, *not* a collective mode state, and *not* a state of equilibrium, because it continually receives energy across its boundary.

If the gain parameter of the system is slowly increased to above the critical value, a dramatic transition takes place – far from equilibrium. The system lases, ie: the gas atoms no longer emit the photons in a random manner, but instead they de-excite in a coherent collective mode. The emission of one photon from one atom stimulates the emission of another photon from another atom, and so on. The photons are emitted with the same phase; disorder has been removed, and the system entropy drops dramatically.

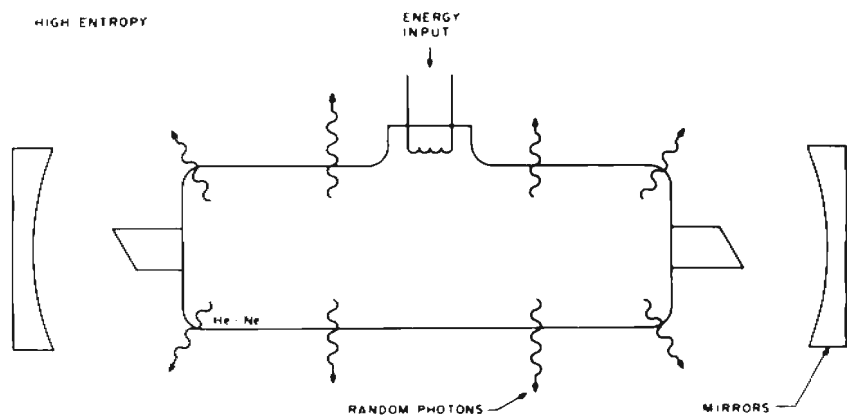


Figure 1: The He-Ne discharge glows in a disordered random fashion. The emission of photons is random, disordered and associated with the notion of high entropy.

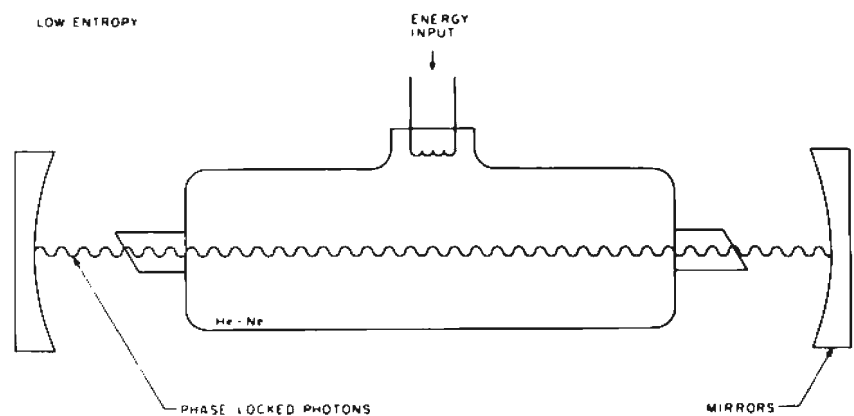
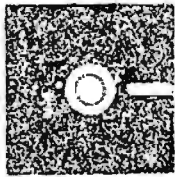


Figure 2. For the system "gain" above the critical value lasing action takes place in the He-Ne gas. The radiation is phase locked into a collective mode associated with low entropy.



# CP/M™ LOW-COST MICROCOMPUTER SOFTWARE

### CP/M™ OPERATING SYSTEM:

- Includes Editor, Assembler, Debugger and Utilities.
- For 8080, Z80, or Intel MDS.
- For IBM-compatible floppy discs.
- **\$100**-Diskette and Documentation.
- **\$25**-Documentation (Set of 6 manuals) only.

### MAC™ MACRO ASSEMBLER:

- Compatible with new Intel macro standard.
- Complete guide to macro applications.
- **\$90**-Diskette and Manual.

### SID™ SYMBOLIC DEBUGGER:

- Symbolic memory reference.
- Built-in assembler/disassembler.
- **\$75**-Diskette and Manual.

### TEX™ TEXT FORMATTER:

- Powerful text formatting capabilities.
- Text prepared using CP/M Editor.
- **\$75** Diskette and Manual.



## DIGITAL RESEARCH

P.O. Box 579 • Pacific Grove, California 93950

**(408) 649-3896**

The notions of disorder and randomness are concepts associated with the notion of entropy. The decrease of the laser's entropy is due to lack of disorder in the lasing state.

These ideas are described in figures 1 and 2. Figure 1 represents a laser being supplied with energy from the power source, but with the gain of the cavity below the critical value. The photon emission is random and the system has high entropy.

On the other hand in figure 2 the gain factor of the system is above the critical value and the system has flipped into a low entropy collective mode emitting highly ordered radiation. The atoms radiate collectively.

The almost incredible feature of many complex systems interacting nonlinearly is that they may *self-organize* into these low entropy modes. In particular, biological systems appear to be of this type. Numerous examples of collective mode systems appear in the physical world, but most of them occur at low temperature; super conductors and super fluids are examples. The self-organization into collective modes far from equilibrium at modest to high temperatures is yet another idea. ■

## RADIO SHACK COMPUTER OWNERS

# TRS-80™ MONTHLY NEWSLETTER

**24  
HOUR ORDER LINE  
(914) 425-1535**



- PRACTICAL APPLICATIONS
- BUSINESS
- GAMBLING • GAMES
- EDUCATION
- PERSONAL FINANCE
- BEGINNER'S CORNER
- NEW PRODUCTS
- SOFTWARE EXCHANGE
- MARKET PLACE
- QUESTIONS AND ANSWERS
- PROGRAM PRINTOUTS
- ... AND MORE

**FREE**

### WORD PROCESSING PROGRAM (Cassette or Disk)

For Writing Letters, Text, Mailing Lists, Files, Etc.  
With Each New Subscriptions or Renewal

## COMPUTRONICS!

MATHEMATICAL APPLICATIONS SERVICE™

Box 149

New City, New York 10956

ONE YEAR SUBSCRIPTION \$24 \_\_\_\_\_

TWO YEAR SUBSCRIPTION \$48 \_\_\_\_\_

SAMPLE OF LATEST ISSUE \$4 \_\_\_\_\_

START MY SUBSCRIPTION WITH ISSUE \_\_\_\_\_

(#1 - July 1978 • #7 - January 1979)

NEW SUBSCRIPTION \_\_\_\_\_ RENEWAL \_\_\_\_\_

CREDIT CARD NUMBER \_\_\_\_\_ EXP. DATE \_\_\_\_\_

SIGNATURE \_\_\_\_\_

NAME \_\_\_\_\_

ADDRESS \_\_\_\_\_

Send for **FREE** Software Catalogue (Including listings of hundreds of TRS-80 programs available on cassette and diskette).



# INTRODUCING THE .4 MEGABYTE DUAL DRIVE MINIFLOPPY FOR 8K PETS!

**NEW!**



**NOW WITH  
400K (.4 MEGABYTES)  
OF DISK STORAGE**

**CUSTOMER ORDERS  
ARE NOW BEING  
SHIPPED WITHIN  
TEN DAYS!!!**

DKH641 IS A PRODUCT OF COMPUTHINK.

- \* DUAL MINI FLOPPY DRIVE WITH 100K PER DISK SIDE FOR TOTAL 200K ON LINE.
- \* COMMERCIAL LOADING SPEEDS \* 8K LOADS IN 2.6 SECONDS COMPLETE.
- \* DOS REORGANIZES SPACE AFTER SAVE OR ERASE FOR EFFICIENT STORAGE.
- \* DISKMON ADDS OVER 20 COMMANDS TO BASIC INCLUDING DISK DATA FILES.
- \* DISKMON COMMANDS SUPPORT COMMERCIAL PRINTER OFF PARALLEL PORT SUCH AS CENTRONICS LINE OF PRINTERS (AVAILABLE FROM NEECO)
- \* FULL DISK SOFTWARE SUPPORT \* FORTRAN & PLM COMPILERS \*
- \* 90 DAY MANUFACTURER'S WARRANTY ON HARDWARE \* READY TO USE ON DELIVERY FULL MANUAL AND UTILITY DISKETTE INCLUDED.
- \* CALL OR WRITE FOR COMPLETE INFORMATION ON THE "DISKDRIVER".
- \* THIS SYSTEM REQUIRES EXPANDAPET MEMORY (MINIMUM 16K)

DKH642	— DUAL DRIVE SYSTEM, COMPLETE WITH DISKMON .....	\$1295.00
ASM789D	— PET ASSEMBLER ON DISKETTE WITH MANUAL .....	\$49.95
LNK456	— AUTOLINK LINKING LOADER ON DISKETTE WITH MANUAL .....	\$49.95
PLM400	— COMPILER ON DISKETTE (AVAILABLE JUNE) .....	\$250.00
DKL067	— DISKMON ASSEMBLER LISTING/DOS .....	\$19.95
DATA100	— COMPLETE DATA BASE SYSTEM (PRICE APPROXIMATE).....	\$400.00
BASCOMP	— BASIC COMPILER ON DISKETTE .....	
NGP200	— 20 GAMES ON DISKETTES .....	\$49.95
BKGAM	— BACKGAMMON ON DISKETTE .....	\$24.95
MICRO	— MICROCHESS ON DISKETTE .....	\$24.95
CEN779(1)	— CENTRONICS 779-1, ROLL FEED DOT MATRIX COMMERCIAL PRINTER .....	\$1245.00
CEN779(2)	— SAME AS 779(1) BUT WITH TRACTOR FEED — PLUG INTO PET .....	\$1345.00
AX10M	— ELECTROSTATIC 5.5 INCH PRINTER WITH ALL OF PET'S GRAPHICS .....	\$495.00

## PET COMPUTER

NEECO  
NOW OFFERS  
A FULL ONE  
YEAR  
WARRANTY  
ON ALL  
PETS! — AN  
ADDITIONAL  
9 MONTHS!



by  
**COMMODORE**

## WHY NOT BUY FROM THE BEST?

8K PET ..... \$ 795  
24K PET (+8K) \$1195  
32K PET (+8K) \$1295


THE ABOVE PRICES INCLUDE  
THE INSTALLATION AND  
TESTING OF INTERNAL  
MEMORY BOARDS.

- \* NEECO IS A CUSTOMER ORIENTED, FULL SERVICE COMPANY.
- \* PETS RECEIVE 48 HR. 'BURNIN' BY NEECO BEFORE SHIPMENT.
- \* FULL CUSTOMER SERVICE AND FULL PRODUCT SUPPORT.
- \* 48 HR MAXIMUM 'TURNAROUND' ON PET WARRANTY SERVICE ON PETS PURCHASED FROM NEECO.
- \* FULL PRE-PURCHASE INFO AVAILABLE FROM OUR PET INFO PACKAGE — WE ANSWER CUSTOMER QUESTIONS!
- \* AUTOMATIC SOFTWARE/HARDWARE UPDATES VIA OUR PET OWNERS MAILING LIST — CALL/WRITE TO BE LISTED!
- \* COMMERCIAL QUANTITIES AVAILABLE.
- \* WE ALSO MARKET REPLACEMENT RAMS & ROMS, ETC.
- \* OFF THE SHELF DELIVERIES (NO DEPOSIT REQUIRED).
- \* SCHOOL INQUIRIES INVITED!

## INTERNAL MEMORY EXPANSION FOR PET!

### EXPANDAPET™

### INTERNAL MEMORY EXPANSION UNIT FOR 8K PETS



- \* MOUNTS EASILY INSIDE YOUR PET
- \* EASY TO INSTALL (15 MINUTES)
- \* NO DEGRADATION OF PET SYSTEM
- \* USES LOW POWER DYNAMIC RAMS
- \* 90 DAY PART & LABOR, 1 YR. RAMS.
- \* 30 DAY MONEY BACK GUARANTEE.
- \* MOUNTING SLOTS FOR 4 BOARDS.
- \* CALL/WRITE FOR ADDITIONAL INFO
- \* DEALER INQUIRES INVITED.

#### EXPANDAPET PRICES

16K (+8K PET = 24K) \$425  
24K (+8K PET = 32K) \$525  
32K (+8K PET = 40K) \$615

DEALER INQUIRIES  
INVITED

OPTIONAL PLUG-IN BOARDS 32K UNIT ALLOWS 8K OF  
4K EPROM DAUGHTER BOARD ASSEMBLY LANGUAGE  
USING 2716 EPROMS .... \$50 SUBROUTINES ACCESSED  
VIA THE USR COMMAND.

EXPANDAPET IS A PRODUCT OF COMPUTHINK.

## FULLSIZED TYPEWRITER KEYBOARD FOR PET!



- \* COMMERCIAL QUALITY KEYBOARD WITH METAL ENCLOSURE.
- \* BASIC TYPEWRITER DESIGN FOR TOUCHTYPISTS.
- \* SINGLE KEY FUNCTIONS FOR ALL CURSOR CONTROLS.
- \* SHIFT/RUN, INSERT, CLEAR SCREEN/HOME CURSOR, MORE.
- \* FUNCTIONS SIMULTANEOUSLY WITH PET'S KEYBOARD.
- \* PLUGS DIRECTLY INTO PET'S LOGIC BOARD.
- \* DOES NOT USE USER OR IEEE-488 PORTS.
- \* NPK-101 IS FULLY TESTED & READY TO USE.
- \* ATTACHES DIRECTLY TO FRONT OF PET'S FRAME.
- \* CAN BE USED AS A REMOTE TERMINAL (SPECIAL ORDER).
- \* 30 DAYS TRIAL PERIOD \* 90 DAY WARRANTY.
- \* CALL OR WRITE FOR FULL SPECS

**NOW  
AVAILABLE! \$139.95**

NPK-101 IS A PRODUCT OF NEW ENGLAND ELECTRONICS.

OUR NEW JUNE PET CATALOG IS NOW AVAILABLE.  
CALL OR WRITE FOR OUR \*FREE\* PET PRODUCTS CATALOG.

DOMESTIC & OVERSEAS DEALER INQUIRIES INVITED ON \* MEMORY \* KEYBOARD \* FLOPPY

# NEECO

NEW ENGLAND ELECTRONICS CO., INC.  
679 HIGHLAND AVE., NEEDHAM, MASS. 02194  
MON. - FRI. 9:30 - 5:30, EST.

(617) 449-1760

MASTERCHARGE OR VISA ACCEPTED  
TELEX NUMBER 951021, NEECO

# BASIC Text Editor

Fred R Ruckdeschel  
773 John Glenn Blvd  
Webster NY 14580

Like many an individual who uses computers at work and for personal purposes, I have a tendency to write. At work, this tendency is expressed in the usual ways as memos, project oriented documentation and more general papers. In personal life, this tendency is expressed by the existence of this article and several others which preceded it.

After some considerable chicken scratching it became apparent that my method for collecting ideas and creating a final manuscript was not optimum. The problem became clearly defined when one day I looked up from my note pad only to see my IMSAI arrogantly sleeping while I worked.

The literary approach I had been using was reasonably conventional. First in the procedure was the generation of an outline which contained ideas organized by section. Then a handwritten rough draft was composed in which these thoughts were structured within each section and expanded upon. The draft was then reviewed and changes made until legibility was threatened. If the writing had been for "work" the next step would have been to have the draft retyped. However, as writing for microcomputer journals is a private pursuit, a paid typist is used sparingly.

The next step was therefore to go back through the draft and reedit, being very careful with es and is, and then to give it to the typist for final preparation. The typist's job was to take the grubby and somewhat illegible pile of paper and transform it into a nicely typed manuscript suitable for submission. However, the last step was invariably one of carefully applying correction fluid, scissors and tape in the proper proportions to assemble a truly final version. Usually the alterations were due to my own errors, though my excellent typist often adds a few variations as part of her own editing contribution. As a result, I have never sent an original to an editor, always a copy which hid the horrors of the manuscript's creation. After all, what editor wants flakes of dried correction fluid sprinkled on his or her clothes and desk?

A few further considerations convinced me that it was time to make a change. First,

I cannot stand reading my own handwriting. Second, I can type much faster than I can write. Third, it was a convenient time to design an editing system. The reason for the latter was that I had a video display, IMSAI and North Star disk combination at home and a very nice Diablo printer, Altair 8800B and North Star disk setup available at work. Thus there was basic compatibility between the two systems via the floppy diskette. I had taken care to assure that the two systems were software compatible, particularly with respect to IO.

The general idea was to use my personal system to compose and edit versions of a manuscript and then to bring the finished form, on diskette, to work to be printed out on the Diablo. In practice it turned out to be more convenient to have listings of the various versions to work from. This made the iterations much easier. There is no replacement for hard copy when writing either a program or an article.

One of the goals established for the eventual editor software was that it should not be unique to my particular hardware configuration. Rather it was to be translatable to other systems with a minimum of change. For this reason BASIC was chosen as the implementation language, though machine language would have led to a much better utilization of memory as well as higher speed. The particular BASIC used was North Star, Version 6, Release 3. This interpreter has string manipulation functions which are very convenient for developing editing routines. These functions can also be translated into counterparts a la Microsoft BASIC. This will be discussed more later.

Text editors naturally require significant computer storage capabilities. The one shown in listing 1 is no exception. For those who have disk based systems other than North Star, the conversion of this program for use with another system would be through changes in the disk access subroutines which are clearly defined on the listing. For those who do not have disk hardware, but rather cassette IO, storage and retrieval can also be accomplished through the disk access subroutines after the appropriate modifications are made.

The program also has the ability to automatically save and retrieve the text from active memory. This is presently not in effect in the version shown in listing 1, but can be brought to life by removing statements 2000 and 2100. This feature is useful if the computer is a little unstable and has a tendency to crash; at least the latest text version might be saved in a protected memory region if the program did not get as far as saving the text on diskette or tape. The






**THE LEADER IN  
MICROCOMPUTER EDUCATION**


**PRESENTS**

## BEST-SELLING BOOKS

*Used by Universities and Industry worldwide (ten languages)*



**C200 - AN INTRODUCTION TO PERSONAL AND BUSINESS COMPUTING**  
Rodnay Zaks, 250 pp  
A comprehensive introduction to small computers, their peripherals, and what to select. **\$6.95**



**C201 - MICROPROCESSORS: FROM CHIPS TO SYSTEMS**  
Rodnay Zaks, 416 pp  
The basic text on all aspects of microprocessors and the assembly of a system. **\$9.95**



**C202 - PROGRAMMING THE 6502**  
Rodnay Zaks, 250 pp  
A complete introductory programming text for the 6502. **\$10.95**



**D302 - 6502 APPLICATIONS BOOK**  
Rodnay Zaks, 200 pp  
Connecting a 6502 board to the outside world: from home alarm to music and industrial control. **\$12.95**



**C207 - MICROPROCESSOR INTERFACING TECHNIQUES**  
A. Lesea & R. Zaks, 416 pp  
How to interface a microprocessor to external devices: from keyboard to ADC to floppy disk, including standard buses. **\$11.95**






**X1 - MICROPROCESSOR LEXICON, 125pp**  
All the definitions of the microprocessor world in a convenient pocketbook format. **\$2.95**

**AVAILABLE AT BOOKSTORES, COMPUTER STORES, AND ELECTRONIC SHOPS EVERYWHERE!**

## SELF-STUDY COURSES ON CASSETTES

"The time-efficient way to learn"™

Self-study courses include two to eight audio-cassettes and a special book. They offer the fastest way to learn the topic covered (from 1/2 to two days). Highly effective.



**1-INTRODUCTORY-SHORT (2.5 hrs ea)**  
S1-INTRODUCTION TO MICROPROCESSORS \$29.95  
S2-PROGRAMMING MICROPROCESSORS \$29.95  
S3-DESIGNING A MICROPROCESSOR SYSTEM \$29.95  
S10B-INTRODUCTION TO PERSONAL AND BUSINESS COMPUTING \$21.90

**2-INTRODUCTORY-COMPREHENSIVE (10 to 12 hrs ea)**  
SB1-MICROPROCESSORS \$59.95  
SB2-MICROCOMPUTER PROGRAMMING \$59.95

**3-SPECIALIZED (4.5 to 6 hrs ea)**  
SB3-MILITARY MICROPROCESSOR SYSTEMS \$49.95  
SB5-BIT-SLICE \$49.95  
SB6-INDUSTRIAL MICROPROCESSOR SYSTEMS \$49.95  
SB7-MICROPROCESSOR INTERFACING \$49.95

### TO ORDER

By Phone: 415 848-8233, Visa, M.C., Amer Express.  
By mail: include payment.  
Shipping: add \$1.50 per book (UPS) or 65¢ (4th class - allow 4 weeks).  
Double for cassettes and overseas.  
Tax: in California add tax.

**FREE DETAILED CATALOGUE**



Dept B6  
2020 Milvia Street  
Berkeley, CA 94704  
Tel 415 848-8233 Telex 336 311  
See You At NCC—Booth 31

NAME \_\_\_\_\_ POSITION \_\_\_\_\_  
COMPANY \_\_\_\_\_  
ADDRESS \_\_\_\_\_  
CITY \_\_\_\_\_ STATE/ZIP \_\_\_\_\_  
 C200  C201  C202  C207  D302  S1  S2  
 S3  S10B  SB1  SB2  SB3  SB5  SB6  SB7  
 charge my  Visa  M.C.  Amer Express  
Number \_\_\_\_\_ Exp. date \_\_\_\_\_  
Signature \_\_\_\_\_  Send Catalogue

Listing 1: This BASIC program is the complete listing of the text editor.

```

10 REM EDITOR, VERSION 6, AS OF 1600 HOURS, 1/31/78
20 REM WRITTEN BY F.R. RUCKDESCHEL
30 REM 773 JOHN GLENN BLVD.
40 REM WEBSTER, NEW YORK 14580
50 REM NEW PARAGRAPH CHARACTER= &
60 PRINT "ENTER MAXIMUM LINE LFNTH",
70 INPUT M1
80 PRINT "ENTER LETTER LENGTH",
90 INPUT M2
100 DIM A$(M2),G$(M1),B$(2000),E(300)
110 PRINT "INPUT BEGINNING STORAGE LOCATION (DECIMAL): ",
120 INPUT Y9
130 REM TEST TO CHECK IF LETTER IS NEW
140 PRINT "NEW LETTER (N) OR RESTART (R): ",
150 INPUT G1$
160 IF G1$(1,1)="N" THEN GOTO 190
170 GOSUB 2010
180 GOTO 380
190 A$=""
200 G$=""
210 L=0
220 B$=""
230 PRINT "GET LETTER FROM FILE? (Y/N): ",
240 INPUT H$
250 IF H$(1,1)<>"Y" THEN GOTO 300
260 PRINT "INPUT NAME OF LETTER: ",
270 INPUT Z$
280 GOSUB 1530
290 GOTO 630
300 REM START OF NEW LETTER
310 L=L+1
320 PRINT $4I,L,
330 INPUT G$
340 IF G$="]" THEN GOTO 630
350 A$=A$+G$
360 GOTO 310
370 REM *****
380 REM ENTER EDIT MODE
390 PRINT "EDIT SUBROUTINE"
400 PRINT "ENTER LINE NUMBER TO BE EDITED",
410 INPUT L
420 REM L=0 IS ESCAPE EDIT
430 IF L=0 THEN GOTO 630
440 REM ADDITION AT FRONT OF LETTER?
450 IF L<2 THEN GOTO 1680
460 REM ADDITION TO END OF LETTER?
470 IF L>N-2 THEN GOTO 1790
480 Z=2*INT(L/2)
490 REM INSERTION? F CHANGE IS DEFAULT
500 IF L<>Z THEN GOTO 1900
510 PRINT $4I,L,A$(E(L-2)+1,E(L))
520 PRINT $3I,L,
530 G$=""
540 B$=""
550 INPUT G$
560 E(0)=1
570 IF G$(1,1)<>"]" THEN B$=B$+G$
580 IF G$(1,1)<>"[" THEN GOTO 550
590 IF E(L)+1>LEN(A$) THEN A$=A$+" "
600 A$=A$(1,E(L-2))+B$+A$(E(L)+1,LEN(A$))
610 GOTO 630
620 REM *****
630 REM JUSTIFICATION ROUTINE
640 PRINT "COLUMN WIDTH",
650 INPUT W
660 PRINT "ENTER PAGE LENGTH: ",
670 INPUT P
680 C=0
690 S=1:N=2:H=0
700 PRINT "WANT LINES NUMBERED? (Y/N): ",
710 INPUT H1$
720 IF H1$(1,1)="N" THEN H=1
730 IF H=1 THEN J9=1
740 IF H<>1 THEN GOTO 740
750 FOR K=1 TO 7
760 PRINT
770 NEXT K:GOTO 870
780 PRINT "LINE NUMBER RANGE: (LOW, HIGH)",
790 INPUT N8,N9
800 J9=0
810 PRINT "WANT JUSTIFIED TEXT? (Y/N): ",
820 INPUT J9$
830 IF J9$="Y" THEN J9=1
840 FOR K=1 TO 5
850 PRINT
860 NEXT K
870 T=S
880 IF T>LEN(A$) THEN GOTO 1220
890 S=S+W
900 REM NEW PARAGRAPH FLAG
910 F=0
920 IF S>LEN(A$) THEN S=LEN(A$)
930 IF J9=0 THEN GOTO 1030
940 REM TEST FOR PARAGRAPH CHARACTER

```

key disadvantages to using this feature are that more memory is required and considerable time is consumed performing the extra storage function, which is relatively slow.

In the following sections the fundamental features of the editor program will be discussed in some detail. It will become apparent that the program does not have many frills, but still has considerable utility when one becomes practiced in its operation. A sufficient number of examples are given such that the user should not have to experiment much to determine how the program responds when kicked in a particular way. Following this are comments on software items which should aid in modifying the present program for use on other machines. The program as presented here suits my needs, but is probably deficient with respect to specific uses. However, the structure is sufficiently modular and sprinkled with comment statements such that the addition of new capabilities should be possible without a total revamping.

#### Editor Features


The object of the editor program is to generate a text oriented file which can be corrected and expanded with a reasonable level of ease. As mentioned earlier, the file may be stored on diskette, tape, or in active memory. The file can be recalled and printed out in two general formats, justified and unjustified. In the justification mode, by definition, lines are ended between words. The chosen line length may be any size as long as it is longer than the longest word in the text and shorter than the maximum line length allowed by the software. In the unjustified format, printing fills the entire line, regardless of whether or not a word is broken.

In either justification format the program will list selected line number groups using only even numbers. This allows the user to insert lines, when in the edit mode, by giving them odd numbers. Inserted lines can be any number of characters long within the constraints of memory or dimension. The program rennumbers and reformats after each editing exercise.

Upon listing, it is the choice of the user to have the lines numbered or not. If the decision is not to number, the entire text will be printed. Otherwise a line number range can be chosen. In either case, the program goes through the entire text, reformats and assigns line numbers. In the justification mode defined above this may consume a significant length of time as tests for the gaps between words and new paragraph identifiers must be made. In the un-



# for memory, the word is "CHOICE"




No matter what system you choose — S-100 based, Radio Shack-80, H8, Digital Group, or even the Intel/National single board computer system — we have the memory you want. You may choose from a variety of configurations and densities, at a variety of price levels.

We also give you the choice of buying your memory in unkit form (sockets, bypass caps pre-soldered in place); assembled and tested; or qualified under our CSC (Certified System Component) high-reliability program (200 hour burn-in, immediate replacement in event of failure within one year of invoice date, and more).

But there are some areas where we don't give you a choice. You can't choose between 2 and 4 MHz versions of our high density memories, because we only make the 4 MHz type. And you can't choose between low and high power versions — all our memories are designed for very low power operation. An example: our 32K bank select board's guaranteed *maximum* current spec is 3.5A, which is considerably lower than most other *typical* current specs.

We even give you a choice of non-memory products that offer exceptional value and performance, such as our I/O board, motherboards, and active terminator.

How do you get ahold of a CompuKit™ product? Well, there's a choice there too. Our products are available from many fine computer stores, or directly from us.



Name	Storage	Buss	Design	Speed	Configuration	Unkit	Assm	CSC
Econoram II	8K X 8	S-100	static	2 MHz	2-4K	\$149	\$164	N/A
Econoram IV	16K X 8	S-100	static	4 MHz	1-16K	\$295	\$329	\$429
Econoram VI	12K X 8	H8	static	2 MHz	1-8K, 1-4K	\$200	\$270	N/A
Econoram VII	24K X 8	S-100	static	4 MHz	2-4K, 2-8K	\$445	\$485	\$605
Econoram IX	32K X 8	Dig Grp	static	4 MHz	2-4K, 1-8K, 1-16K	\$649	N/A	N/A
Econoram X	32K X 8	S-100	static	4 MHz	2-8K, 1-16K	\$599	\$649	\$789
Econoram XI	32K X 8	SBC	static	4 MHz	2-8K, 1-16K	N/A	N/A	\$1050

## BANK SELECT MEMORIES (for Alpha Micro Systems, Marinchip, etc.)

Econoram XII-16	16K X 8	S-100	static	4 MHz	2 ind. banks*	\$369	\$419	\$519
Econoram XII-24	24K X 8	S-100	static	4 MHz	2 ind. banks*	\$479	\$539	\$649
Econoram XIII	32K X 8	S-100	static	4 MHz	2 ind. banks**	\$629	\$699	\$849

\*addressable on 8K boundaries \*\*addressable on 16K boundaries

Econoram is a trade mark of Godbout Electronics.

## ALSO AVAILABLE: 16K MEMORY EXPANSION CHIP SET \$109 (3/\$320)

For Radio Shack-80, Apple, Sorcerer machines. 250 ns chips for 4 MHz operation. DIP shunts, 1 year limited warranty. With easy-to-follow instructions.

### ACTIVE TERMINATOR KIT \$34.50

Our much imitated design plugs into any S-100 motherboard to reduce noise, ringing, overshoot, and other buss-related problems.

### DUAL CHANNEL/DUAL FUNCTION S-100 I/O BOARD

**\$189 unkit, \$249 assm**

This one does things the others can only dream about. Two independently addressable serial ports with full RS232C current loop (20 mA) and TTL signals on both ports, crystal controlled Baud rates to 19.2 KBAUD, hardware UARTS, compatible with 2 or 4 MHz systems, low power consumption, and a whole lot more — we'll be glad to give you more info, just write.

### 2102 MEMORY SPECIAL 10/\$9.90

That's only 99c each for very low power, static 1K RAMs suitable for use with any 2 MHz system. Price only good on orders of 10 or more. 16 pin lo-profile sockets also available at the special price of 12/\$2.00.

### 1791 MOS LSI DUAL DENSITY DISC CONTROLLER CHIP \$59

Just in. Prime Western Digital parts, with pinout and data.

### HEATH H8 BARE BOARD MEMORY SPECIAL — \$35!

Don't need the full 12K of our standard H8 memory? We now offer the board, mounting bracket, edge connector, and schematic for only \$35. Populate it with a few support chips and readily available, low cost 2102s to build your memory up to a full 12K whenever your budget permits.

### 11 SLOT MOTHERBOARD UNKIT

With 11 edge connectors pre-soldered in place for easy assembly, as well as integral active terminator circuitry. Dimensions: 8.5" X 11" **\$90**

### 18 SLOT MOTHERBOARD UNKIT

Same as above, but 18 slot version with 18 edge connectors. Dimensions: 8.5" X 16.7" **\$124**

TERMS: Allow 5% shipping, excess refunded. Cal res add tax. VISA®/Mastercharge® call our 24 hour order desk at (415) 562-0636. COD OK with street address for UPS (UPS COD charge applies). Prices good through cover month of magazine. Orders under \$15 add \$1 handling.

**CompuKit™**  
BOX 2355, OAKLAND AIRPORT, CA 94614

from **GODBOUT**  
ELECTRONICS

FREE FLYER: We'll be glad to tell you more than the space of this ad allows. Just send your name and address, we'll take care of the rest. If you're in a hurry, enclose 41c in stamps and we'll send it out first class.

In addition, changing the first character in the text is a little cumbersome; it is suggested that the very first character be a blank to mitigate this problem.

When any of the above failures occur there is a good chance that recently edited work may be lost. For example, when a program fails, most BASICs enter the direct command mode. If the program is rerun, most likely the string variables will be cleared. The temporary save and retrieval subroutines were included to reduce the impact of such errors. If the error occurs during the edit mode, the last form of the text (before the edit mode was entered) may be retrieved by rerunning and answering the initialization appropriately (restart: R). If the failure occurs during a disk or a tape load, unless a large crash occurs, the most recent text version may be recovered upon restart.

#### Additional Notes

There are several statements employed in North Star BASIC which must be modified if the editor program is to be used with another interpreter. The following is a list of the types of changes required if this program is to be translated into a BASIC similar to that written by Microsoft and distributed by MITS:

FILL<>,<> same as POKE<>,<>  
EXAM(<>) same as PEEK(<>)

% Denotes a printing format (for example, nFm which is similar to the FORTRAN real format nFm). This can be simulated using the INT function along with some multiplication and division. In the more advanced versions of BASIC there is usually an equivalent format statement.

, Denotes a continued print statement without a carriage return and line feed. In MITS BASIC one would use a semicolon.

A\$(M,N) With respect to the editing functions as implemented by the program, this is the most important difference between the North Star and Microsoft interpreters. For the task at hand the North Star form is preferred because of ease of use. In North Star BASIC A\$(M,N) represents a substring of A\$ which runs from character position M to character position N, thus having length N-M+1. To accomplish this in Microsoft BASIC one would use MID\$(A\$,M, N-M+1). Although a little more cumbersome, the Microsoft string function would suffice if it were not for the important variance that North Star BASIC allows arbitrarily long string lengths whereas Microsoft limits the

string length to 255 characters. However, this limitation may be overcome by string subscripts. Note that string dimensions and subscripts are permitted in Microsoft BASIC, but not in North Star. Having to resort to subscripts is certainly an inconvenience and is a small pain to program. North Star BASIC certainly has an advantage in that respect.

The most difficult editing function to perform is the alteration of a text segment as the set of characters to be changed may extend over more than one text line. Generally it is best to attack the last line of the modification first. The corrections should then proceed toward the lower line number. The reason for doing this is that the text is reassembled upon each editing pass. If a change is made in a given line, all the lines above that point are altered, whereas all the lines below that point maintain their structure if the same line width format is chosen.

Inserting text is usually easy. As a redundant word of caution, remember to place a blank in the last character position in the file. Also, as there is some awkwardness in changing the very first character in the file, having a blank there is also helpful.

#### Conclusion

The limited capability editor program presented in the previous sections has the advantages of being easy to use as well as being somewhat portable. It was really meant to operate with the North Star Disk System, but can be translated for use on other BASIC oriented machines. Its utility is exemplified by the present article which served as a test case. In this application the article was broken up into files of 12 blocks (12 by 256 characters) or less to ease the strain on active memory. Thus, in effect, there is no limit to the document length which can be handled. Incidentally, 12 blocks corresponds to approximately half a typeset magazine page.

The true power of this program is apparent when large portions of the text creation and editing are done on a video display system (it is easy to get into the swing of rapidly typing additions and changes). However, occasional hard copy listings are invaluable for leisurely reviewing. A near ideal combination would seem to be a video display for editing and a fast hard copy terminal for printing. The denser and faster the video display the better. ■

Copies of the software shown on listing 1 are available from the author on diskettes in North Star format for \$9.95 each (New York State residents add sales tax).



# NEECO

PET 2001 — 32K



**NEW!**

## PROUDLY ANNOUNCES THE NEWEST PET MICROCOMPUTERS BY COMMODORE!

The PET™ is now a truly sophisticated Business System with the announcement of these Peripherals.

The PET™ incorporated with the Floppy Disk and Printer makes an ideal business system for most professional and specialized fields: medical, law, dental, research, engineering, accounting, printing, education, energy, conservation, etc. The PET™ Business System as a management tool delivers information to all levels of business, previously attainable only with equipment many times more expensive. The PET™ Business System is one of the most cost efficient business tools

today. It offers a wide range of applications from logging management strategy in a corporation to organizing accounts and inventory control of small businesses. Here are just a few of the cost-saving uses in the corporate, professional office or small business: stock control, purchasing, forecasting, manufacturing, costing, customer records, mailing lists, etc. The PET™ Floppy Disk and Printer: a compatible business system at a reasonable price — Take a closer look at these Peripherals!

PRODUCT	DESCRIPTION	PRICE	AVAILABILITY
PET 2001—4K	4K RAM	\$ 595	IMMEDIATE
PET 2001—8K	8K RAM	\$ 795	IMMEDIATE
PET 2001—16KN (Large Keys)	16K RAM*	\$ 995	IMMEDIATE
PET 2001—32KN (Large Keys)	32K RAM	\$1295	IMMEDIATE
PET 2022 PRINTER	ROLL FEED	\$ 850	IMMEDIATE
PET 2022 PRINTER	TRACTOR/ROLL	\$ 995	IMMEDIATE
PET 2040A	SINGLE FLOPPY	\$ 895	JUNE/JULY
PET 2040	DUAL FLOPPY*	\$1295	IMMEDIATE
PET C2N	2nd Cassette	\$ 100	IMMEDIATE

\*The 16K/32K (large keyboard) units do not include a cassette drive. Order C2N Cassette. 2040 Floppy Drive requires a 16K or 32K unit. 8K RAM Retrofit available July.

LARGE TYPEWRITER KEYBOARDS NOW AVAILABLE!

ALL UNITS ARE FULLY TESTED BY NEECO BEFORE SHIPMENT. ALL PET'S ARE WARRANTED (BY NEECO) FOR 1 FULL YEAR! NEECO IS A FULL CUSTOMER-ORIENTED BUSINESS. PLEASE CALL FOR ADDITIONAL INFORMATION. ALL UNITS ARE IN STOCK & READY TO SHIP. FULL SOFTWARE AVAILABLE!

### THE NEW COMMODORE PET PERIPHERALS!



2040

#### Dual Drive Floppy Disk

The Dual Drive Floppy is the latest in Disk technology with extremely large storage capability and excellent life management. As the Commodore disk is an "Intelligent" peripheral, it uses none of the RAM (user) memory of the PET™. The Floppy Disk operating system used with the PET™ computer enables a program to read or write data in the background while simultaneously transferring data over the IEEE to the PET™. The Floppy Disk is a reliable low cost unit, and is convenient for high speed data transfer. Due to the latest technological advances incorporated in this disk, a total of 360K bytes are available in the two standard 5 1/4" disks, without the problems of double tracking or double density. This is achieved by the use of two microprocessors and fifteen memory I.C.s built into the disk unit. Only two connections are necessary — an A/C cord and PET™ interface cord.



2022

#### Tractor Feed Printer

The Tractor Feed Printer is a high specification printer that can print onto paper (multiple copies) all the PET™ characters — letters (upper and lower case), numbers and graphics available in the PET™. The tractor feed capability has the advantage of accepting mailing labels, using standard preprinted forms (customized), cheque printing for salaries, payables, etc. Again, the only connections required are an A/C cord and PET™ connecting cord. The PET™ is programmable, allowing the printer to format print for: width, decimal position, leading and trailing zero's, left margin justified, lines per page, etc. It accepts 8 1/2" paper giving up to four copies. Bidirectional printing enables increased speed of printing.

#### NEW IBM SELECTRIC II TYPEWRITERS FOR PET!



UNIT INTERFACES VIA THE USER PORT. FOR THE FIRST TIME A BRAND NEW IBM SELECTRIC IS AVAILABLE FOR YOUR PET! FULL CASSETTE OR DISK WORD PROCESSING PACKAGES. CALL FOR MORE INFO. PET - IBM ..... \$1995

### BUSINESS SOFTWARE

BUSINESS PACKAGES AVAILABLE ON THE 2040 DUAL FLOPPY:

- BUSINESS PAYROLL —
- COMPLETE MAILING LIST —
- STATISTICAL PACKAGE —
- GENERAL LEDGER —
- (UP TO 1,024 A/R's, 512 A/P's, 512 GEN LED ACCTS, POSTING, DISBURSEMENT, AGEING, B/S, I/S, AND MANY OTHER FUNCTIONS!)
- COMPLETE WORD PROCESSING PACKAGES.

CALL FOR COMPLETE SPECIFICATIONS! IMMEDIATE DELIVERY!  
NEW ENGLAND AREA SUB-DEALERSHIP INQUIRIES INVITED!

NEECO NOW OFFERS A FULL ONE YEAR WARRANTY ON ALL PET'S SOLD BY NEECO! OUR NEW JUNE CATALOGS ARE NOW AVAILABLE — ARE YOU ON OUR MAILING LIST? NEECO OFFERS FULL SALES, SYSTEMS, AND SERVICE SUPPORT FOR ALL OF OUR CUSTOMERS — WHY NOT BUY FROM THE BEST? DEALER INQUIRIES INVITED. —NEECO OFFERS COMPLETE SOFTWARE (COMMERCIAL & CONSUMER)

# NEECO

NEW ENGLAND ELECTRONICS CO., INC.  
679 HIGHLAND AVE., NEEDHAM, MASS. 02194  
MON. - FRI. 9:30 - 5:30, EST.

**(617) 449-1760**  
MASTERCHARGE OR VISA ACCEPTED  
TELEX NUMBER 951021, NEECO

# Bubble Memories

## A Short Tutorial

A I Halsema  
32014 Granville Ct  
Westlake CA 91361

In the first quarter of 1977 Texas Instruments announced the availability of a 92,000 bit magnetic bubble memory, making bubble memories a commercial reality ten years after the effect was discovered at Bell Laboratories. The bubble memory provides nonvolatile, medium speed data storage at a price close to that of the floppy disk, but without either moving parts or the problems of reliability that moving parts entail. Future memories will provide storage densities of up to one million bits per chip and faster data rates, as the technology matures.

Bubble memories are shift registers that move magnetic domains representing binary data using rotating magnetic fields. The bubble memory integrated circuit is made of a magnetically reactive material such as garnet and has implanted in it a bubble generator for writing data, bubble detectors for reading data, bubble annihilators for erasing data and replicators to provide nondestructive readout. Bubbles move in loops made of small bars of permalloy. As the magnetic field driving circuit rotates, the permalloy bars change their magnetic bias, attract-

ing or repelling the bubbles, as shown in figure 1. This creates a shift register. The Texas Instruments TBM 0101 memory contains 157 minor loops of 641 bubble positions for data storage, and a major loop of 640 bubble positions for reading and writing data. This configuration is shown in figure 2.

In operation, data is written into the major loop at the bubble generator. The bits so written are shifted along the major loop until they are adjacent to the minor loops where they are to be stored. The bubble transfer line is then activated and the bubbles are shunted onto the minor loops. Of the 157 minor loops on the device, 144 are guaranteed to be good, so the user must avoid writing into any of the 13 minor loops declared bad at the factory. Each memory device will be shipped with a map of the bad loops written into the device at the factory. This map should be written into programmable read only memory to control access of the minor loops. The controller integrated circuit offered by Texas Instruments will have an input to cause it to ignore bubbles and may be driven by the read only memory. To read data, the minor loops are rotated until the desired 144 bubbles are adjacent to the major loop. The transfer line is activated and the bubbles are shunted out of the minor loops and onto the major loop. The bubbles are then shifted along the major loop until they reach the combination replicator and annihilator.

If a replicate pulse is applied to the circuit, the bubble is duplicated. While one copy goes on to the detectors and eventual

### Update on Bubble Memories

In the third quarter of 1978, after this article was written, Texas Instruments announced a new magnetic bubble memory which is capable of storing 250,000 bits of information. The new circuit has 252 minor loops consisting of 1137 bubble positions of which 224 are guaranteed. The memory has an access time of 7.3 ms for the first bit of the 224 bit page.

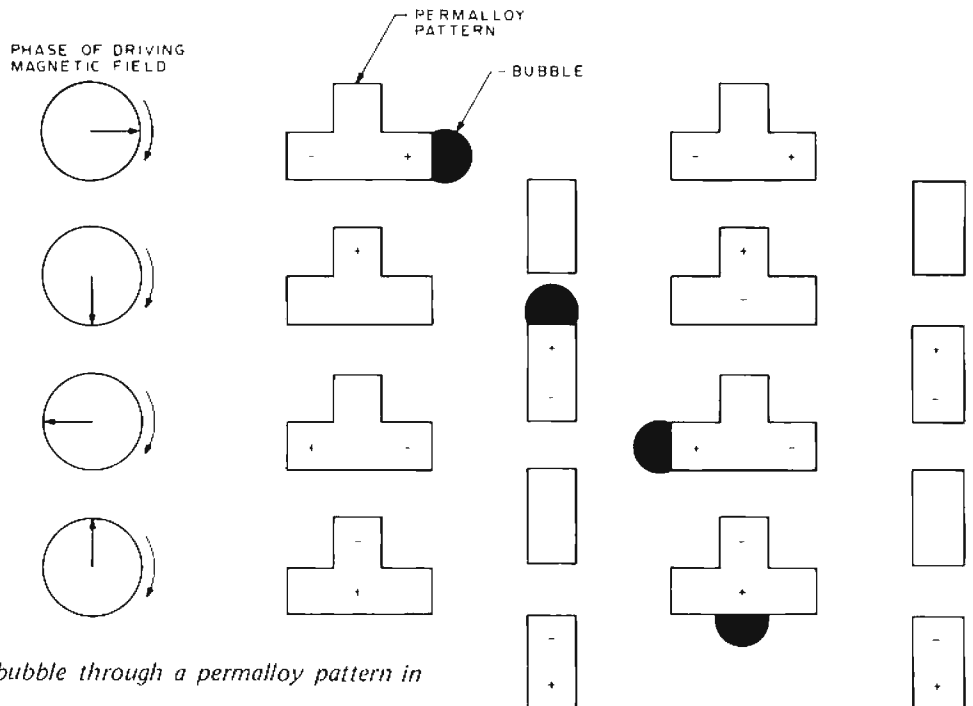


Figure 1: Movement of a magnetic bubble through a permalloy pattern in response to a rotating magnetic field.



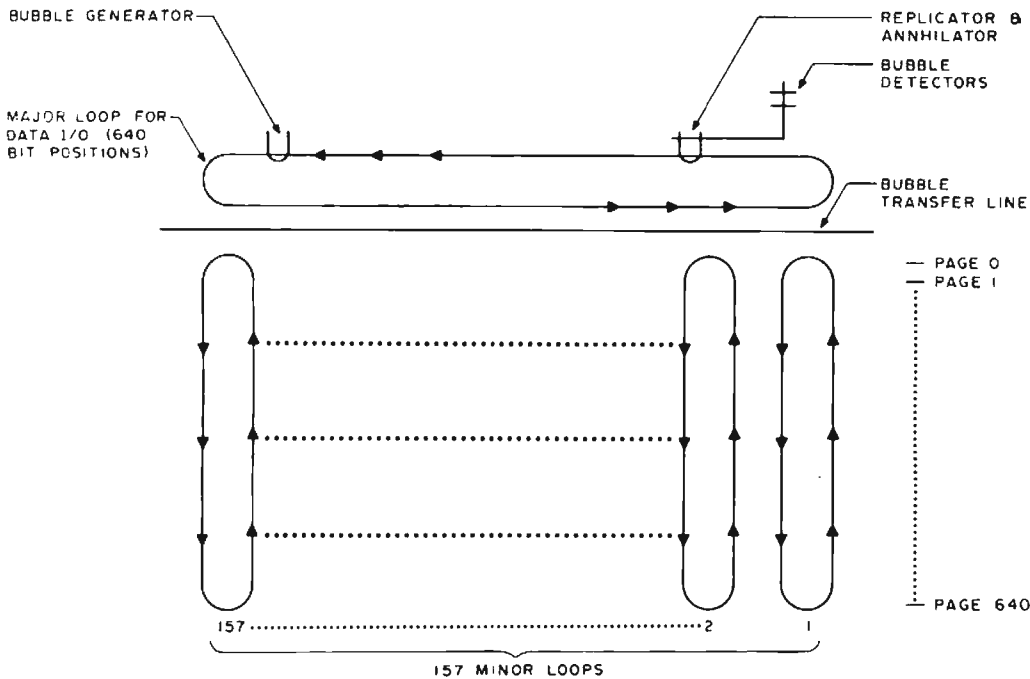


Figure 2: Logical layout of the Texas Instruments TBM 0101 bubble memory. The 157 minor loops are used for data storage. Each loop contains 641 bit positions.

destruction, the other bubble continues around the major loop until it is shunted back onto its minor loop, thus providing nondestructive readout. The bubble that is passed on to the detectors activates dual Hall effect devices that vary their electrical resistance with varying magnetic fields. Two of these detectors are supplied in order to cancel noise through the use of a detector bridge connected to a differential amplifier. The detectors have a nominal resistance of 1100 ohms and are matched to within  $\pm 10$  ohms. A single bubble passing under the two detectors produces a 7 mV signal with two positive and two negative peaks. Care must be taken when laying out circuit boards to avoid long detector signal lines and cross-coupling of control signal noise.

The rotating magnetic field for shifting the bubbles is produced by driving the coils built into the circuit with signals that are  $90^\circ$  out of phase at a maximum frequency of 100 kHz. This technique is shown in figure 3. For standby low power operation, the coil drive may be turned off with no loss of data.

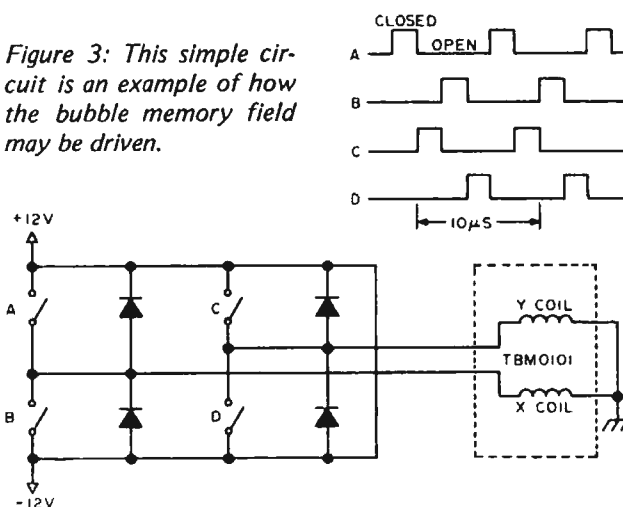
Data in the memory is organized in the form of 18 byte pages and 641 pages per integrated circuit for a total of 11,538 bytes. Using the TMS 9916 controller, any byte within a page may be randomly accessed, although the pages are serially accessed. Each minor loop contributes a bit to the formation of a page, so that the 144 bits of a page are distributed over 144 minor loops.

Prior to removing power from the memory system, the user must be sure that page zero is rotated back into the page zero position. If this is not done, the next time power

is applied it may not be possible to locate page zero for proper addressing. This is because there are no physical indices to mark the beginning of the medium. If the TMS 9916 controller is used, power failure detection circuitry will initiate data positioning automatically. This process requires 12.8 ms, so the system's power supplies should remain in regulation for at least this long.

Considering the high price of the magnetic bubble medium, it is unlikely that it will be used in a removable form as the case with the floppy disk. Instead, they will probably be built into a cabinet (or even a mainframe) and used as a drum would be. An 11 K byte drum may seem small, but remember that single circuits with 3 to 10 times the capacity of the TBM 0101 are on their way. ■

Figure 3: This simple circuit is an example of how the bubble memory field may be driven.



# Stacks in Microprocessors

T Radhakrishnan  
Dept of Computer Science  
Concordia University  
Montreal CANADA

M V Bhat  
Pratt & Whitney Aircraft, Canada  
Engineering Computing  
Longueuil Quebec CANADA

## Introduction

The stack or the "last in first out" (LIFO) data structure has become an essential tool in computer systems. There are two major operations associated with this data structure:

**PUSH:** places a new data item on top of the existing ones in the stack.

**POP:** removes the topmost element of the stack for succeeding operations.

A spring loaded plate holder in a cafeteria is a good example of a "stack," since addition and removal of items occur at the same end in a last in first out sequence (see figure 1).

When the capacity of a stack is "n" items, then n+1 consecutive PUSH operations will cause the stack to overflow. Similarly, popping an empty stack creates an underflow. Even though stack underflow may not occur intentionally, programmers should account for this condition. Stack overflow is more probable when the stack capacity is not large enough to accommodate all the occurring conditions simultaneously.

Stack size is one of the major design parameters in processor architecture. For instance, the earlier Intel 8008 processor had a built-in 7 level subroutine control stack which was later increased to a more general stack pointer which could range throughout memory in the 8080.

In the software realization of stacks, a programmable memory location is used along with an address pointer, called the "stack pointer" or SP. The stack pointer points to the memory location that holds the top element of the stack; the pointer is updated (incremented or decremented) after every push or pop operation (see figure 2). In this case the programmer must set aside

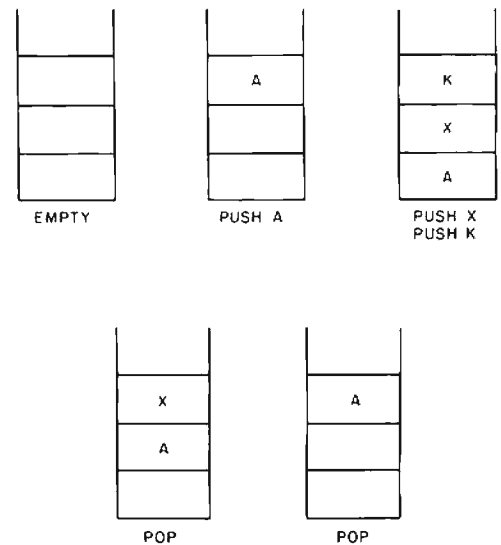


Figure 1: A sample 3 word stack. A PUSH command causes one piece of data to be "PUSHed" onto the stack; the resident data is pushed downward to make room. Similarly, a POP command removes the topmost piece of data and shifts the rest of the stack upward.

a portion of the main memory to accommodate the stack. Consequently, the stack capacity is determined by the free space in the main memory and is more flexible. In figure 2 the occupied portion of the stack grows from low to high memory addresses. Hence, the PUSH operation increments the stack pointer and the POP operation decrements it. It is not difficult to introduce the stack overflow and underflow conditions in the above simulation.


In another realization of stacks, a set of n registers constitutes a stack. Every POP operation takes the data item from the topmost register; the data in each stack location is then shifted upward. The PUSH operation shifts the stack contents down one place



# ONE PACKAGE DOES IT ALL

Includes these Application Programs . . .

Sales Activity, Inventory, Payables, Receivables, Check/Expense Register, Library Functions, Mailing Labels, Appointments, Client/Patient Records



## RANDOM, MULTI-KEY RECORD RETRIEVAL under CP/M, CDOS, IMDOS, ADOS . . .

**SELECTOR III ALLOWS INSTANT RECALL OF ANY RECORD USING ANY INFORMATION ITEM IN THE RECORD.** That statement deserves re-reading, because that ability makes SELECTOR III the most powerful Date Base Management System in micro-computers today!

With **SELECTOR III** you can...

- define a record format, assign retrieval keys, and begin entering data in minutes.
- create sorted pointers to records matching your specific or range of requirements.

Circle 213 on inquiry card.

- automatically generate reports with control-break summaries and unlimited variety.

- bring an application online in hours instead of months.

**SELECTOR III** comes complete with eight application programs that perform the tasks listed at top of page. And, since it's distributed in source code form, you can easily add subroutines to do specific computations or file updates.

**SELECTOR III** runs under CBASIC Vers. 1 or 2, and is priced at \$295. **SELECTOR**

**III-C2** is dedicated to Vers. 2 only, runs about twice as fast, and costs \$345.

Both systems are available in a variety of CP/M, diskette size and density formats including IBM 8"; North Star; Micropolis; TRS-80; Processor Tech Helios II; Altair; iCOM; Dynabyte; Imsai; and others.

Available from computer stores nationwide:

**LIFEBOAT Associates**

2248 Broadway, Suite 34,  
New York, N.Y. 10024 • (212) 580-0082

Or order direct from

**MICRO-AP**

9807 Davona Drive, San Ramon, CA 94583  
(415) 828-6697

Pop: Operand ← M[SP];  
 SP ← SP-1.  
 Push: SP ← SP+1;  
 M[SP] ← Operand.

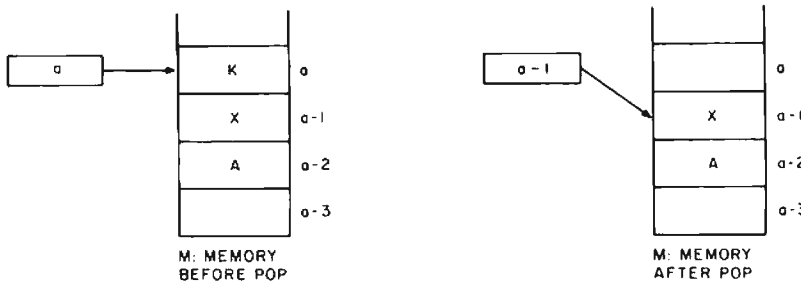


Figure 2: A software simulation of the pushdown stack. Operation of the stack is identical to the hardware stack (see figure 1), except that there is no dedicated hardware involved. Instead, a program creates a stack pointer in memory which points to the current location of the top of the stack.

Processor	Hardware Stack or Stack Pointer	Stack Oriented Instructions	Remarks
1. 8080	16 bit stack pointer	a) Push register pair into stack b) Pop register pair from stack c) Push/Pop processor status word d) Exchange stack top with register pair (H,L) e) Load SP from register pair (H,L)	
2. Z-80	16 bit stack pointer	a) All the instructions of Intel 8080 b) Push/Pop the (two) index registers	
3. M6800	16 bit stack pointer	a) Push/Pop the (A or B) accumulator b) Load SP from memory c) Store SP into memory d) Transfer index register contents to SP e) Transfer SP into index register f) Increment/Decrement SP	
4. RCA 1802	16 bit stack pointer	a) Increment/Decrement the selected register (SP) b) Push/Pop the working (D) register c) Load the D register into left or right half of SP	Any of the 16 registers can be used as a SP
5. PACE	Hardware stack 8 16 bit words	a) Push/Pop program counter b) Push/Pop the specified register c) Exchange the contents of the register with SP d) Push/Pop the flag register	Stack overflow Underflow Interrupts are provided
6. IMP-8C	Hardware stack 16 8 bit words	a) Push/Pop the selected accumulator into stack b) Exchange the stack top with the selected accumulator c) Push/Pop the status flags into the stack	No overflow Underflow Interrupts

Table 1: Stack features of some common microprocessors. The stack is a storage place in a computer designed to hold pieces of data in serial order. "PUSHing" an element onto the stack causes the existing elements in the stack to be moved downward, in much the same manner as a spring loaded plate holder found in restaurants. "POPping" an element from the stack removes the most recent addition to the stack for use. Because of these two features, the stack operation is often referred to as "last in first out," or "LIFO."

and adds the new data item. In this approach, reading from and writing to the data structure occur only with the topmost register. Inter-register transfers can be achieved in parallel during the same clock period. The stack facility available with IMP-8C microprocessor, an example of this type, has a capacity of 16 words. This method of realization is known as the *fixed top* (figure 1) in contrast to the *moving top* approach explained earlier (figure 2). The flexibility associated with the latter can be combined with the speed advantage of the former as is done with PACE microprocessors (see table 1).

Most modern processors provide one or more registers to hold stack pointers. For example, there is one stack pointer register in the Intel 8080 and there can be as many as 16 stack pointers in the RCA 1802 processor (see table 1). The pop and push instructions update the SP registers automatically. The architecture and the stack oriented instructions differ widely among the various processors, and table 1 gives details of some of the common ones.


### Typical Applications of Stacks

Suppose a routine A calls another routine B at some point a in A. Similarly, let B call C at point b. The addresses a+1 and b+1 are the return addresses where execution control will return from the called routine. It is evident from figure 3 that the return addresses are used in the reverse order of their sequence of occurrence. The labels c1, c2, c3 in figure 3 stand for the first, second and third calling of routines, and r1, r2, r3 stand for the first, second and third returns from the called routines. This last in first out (LIFO) nature of the use of return addresses in multilevel calling is commonly implemented with stacks. Simple extensions have been devised to pass the parameters along with these return addresses using the stack structure (see reference 1).

The calls shown in figure 3 could also be considered as calls to service routines due to asynchronous interrupt signals. In the latter case, the return addresses are not predetermined address points, but are instead the contents of the program counter. However, the last in first out nature of the return addresses remains valid. The call due to an interrupt creates a new process, and hence the status of the current process (process status word, flags, etc) has to be additionally



# TIME after TIME



## BATTERY SUPPORTED CALENDAR CLOCKS

### PDP-11\*

TCU-100 • \$495

- Provides month, day, hour, minute and second.
- Can interrupt on date/time, or periodic intervals.

TCU-150 • \$430

- Provides year, month, day, hour, minute and second.
- Automatic leap year.
- Patches for RSX-11M, RT-11 FB/SJ VO2, VO3 and UNIX.

### LSI-11/2\*

TCU-50D • \$295

- Provides month, day, hour, minute and second.
- Dual size board.
- Patches for RT-11 SJ/FB VO2, VO3B.

### Lockheed SUE

TCU-200 • \$550

- Provides year, month, day, hour, minute, second and milli-second.
- Interval interrupts between 1/1024 seconds and 64 seconds.

### Computer Automation (Naked Mini)

TCU-310 • \$385

- Provides year, month, day, hour, minute and second.

\*Trademark of Digital Equipment Corporation

### Multi-Bus\*\*

TCU-410 • \$325

- Provides year, month, day, hour, minute and second.
- SBC/BLC compatible.

### HP 2100

TCU-2100 • \$395

- Correct time restored after power failure.
- Compatible with the HP TBG card.

### Serial Clock (RS 232 or 20 mA)

SLC-1 • \$575

- Connects between any terminal and host computer.
- Provides date, time and more!

All Digital Pathways TCUs have on board NICAD batteries to maintain time and date during power down. Timing is provided by a crystal controlled oscillator. Prices are U.S. domestic single piece. Quantity discounts available.

For more information on these products, contact:  
Digital Pathways Inc.  
4151 Middlefield Road  
Palo Alto, CA 94306  
Phone: (415) 493-5544

\*\*Trademark of Intel Corporation



# DIGITAL PATHWAYS

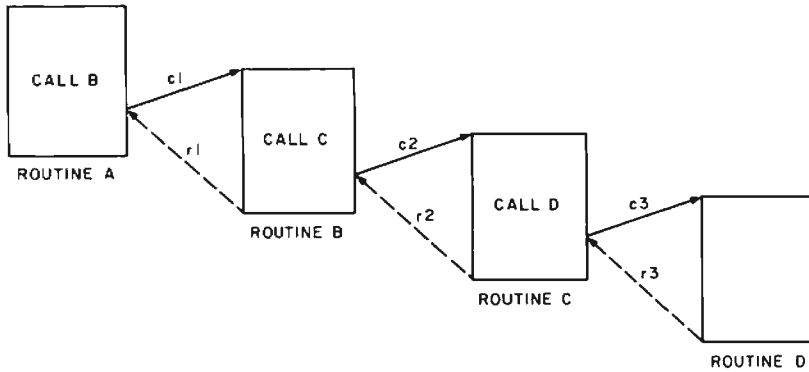


Figure 3: Diagrammatic representation of multilevel, or "nested," subroutines. The return address of each subroutine call must be remembered so that the program can return to the right place after the subroutine is completed. The "last in first out" nature of nested subroutines is such that the stack is a logical way to keep track of the return addresses.

saved. Some processors, like the IMP-8C, have instructions to push and pop status flags onto stacks. In other processors, this is done automatically when an interrupt occurs. Stacks in microprocessors, starting from the early Intel designs, have traditionally been used primarily for subroutine control and interrupt handling.

Another use of stacks, though one not much used in the hardware of processors, is in the compiling arithmetic expressions. Consider the following arithmetic expression:

$$A+BXC-D/E$$

In this form, the "operator" is between the two operands. This is known as *infix* notation. The form in which the operator follows the operands is called *postfix* or *reverse Polish* after the Polish logician J. Lucasiewicz, who investigated the properties of this notation. The postfix equivalent of the above expression, which does not require any parentheses, is as follows:

$$AB+CXDE/-$$

Algorithms exist which use the stacks to convert arithmetic expressions from infix to postfix notation (see reference 2). Figure 4 shows a sample code for the above postfix expression; it is meant for a computer with stacks, and is used to evaluate arithmetic expressions. Operations such as ADD and SUB take the top two elements of the stack, perform the operation, and then push the result back onto the stack. Such a system is called a *stack computer*. Using this postfix notation, it is not hard to generate code for machines with single accumulators or for machines with multiple registers.

## Stack Machines

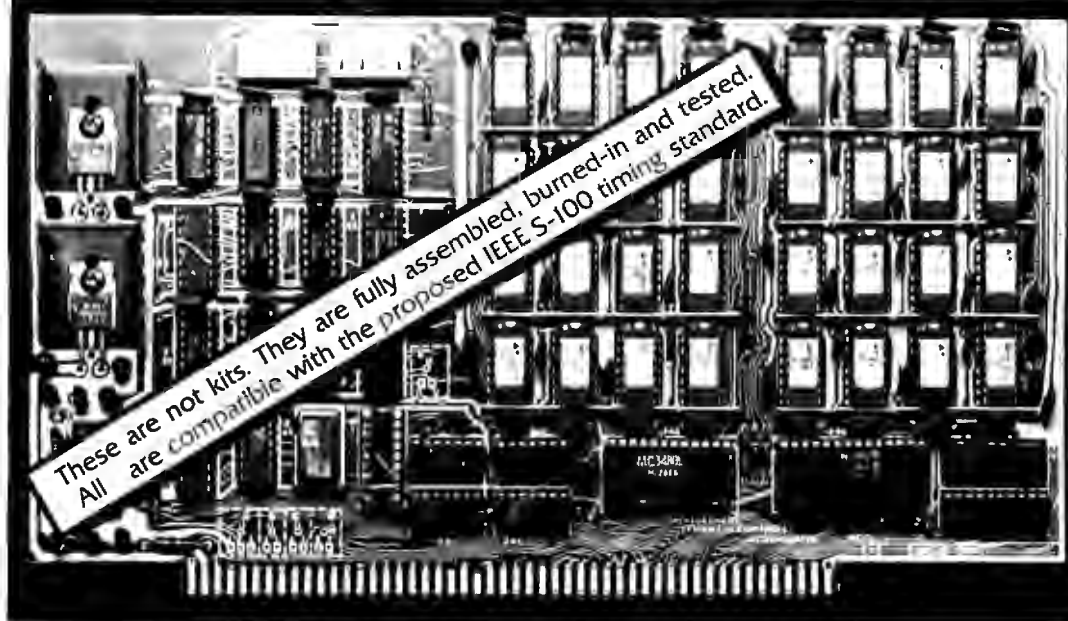
Among the architectures with two stacks, two broad categories are evident. The first kind of machine provides stack features along with conventional architecture. This stack feature might be implemented through a hardware realized stack, a stack pointer register with a set of associated hardware instructions, or a complete software simulation using a memory location as the stack and its pointer. Some combinations of these three approaches are also present in some recent processor architectures. Most processors have some sort of stack facility and instructions to manipulate data with stacks or stack pointers.

The second kind of machine with stack facility can be called a *stack machine*. Its architecture is completely centered on stacks. The Burroughs B5500 and B6700, HP3000 and ICL2900 are examples of this category. In these machines, the three basic functions of process management, memory management, and data management of jobs are all stack oriented. Most of these archi-

Op Code	Contents of Stack (read left to right)
PUSH A	A
PUSH B	B,A
ADD	(A+B)
PUSH C	C,(A+B)
MPY	(A+B)*C
PUSH D	D,(A+B)*C
PUSH E	E,D,(A+B)*C
DIV	(D/E),(A+B)*C
SUB	(A+B)*C-(D/E)

Figure 4: Op code designed for use with Polish postfix notation on stack oriented computers. Polish notation is a method for rewriting expressions unambiguously by systematically segregating operators and operands. For instance, the expression used in this example appears as (A+B)XC-D/E in normal, or "infix" notation; the Polish postfix equivalent is AB+CXDE/. The latter can be directly used by a stack oriented computer, which automatically performs stack operations. (For example, a stack ADD instruction takes the top two elements of the stack, adds them together, and pushes them back onto the stack. The MULT, DIV and SUB operators work in the same manner.) The algorithm for evaluating the expression then reduces to examining each element in the Polish notation string from left to right, pushing it onto the stack if it is an operand and performing the operation if it is an operator.





• NEW PRODUCT •  
64K bytes of fast, low power dynamic RAM.  
MEMORY BANK SELECT  
**\$895<sup>00</sup>**  
for model DMB 6400

64K bytes of fast, low power dynamic RAM.  
**\$795<sup>00</sup>**  
for model DM-6400

• NEW PRODUCT •  
32K bytes of faster Static RAM which  
MEMORY BANK SELECT  
**\$695<sup>00</sup>**  
for model SMB 3200

**Both our UNCommon Dynamic and our UNCommon Static RAMS have the following features and specifications:**

- They are all GUARANTEED to be compatible with the following S-100 systems:  
CROMEMCO, IMSAI, ITHACA AUDIO, MITS, NORTH STAR, PROCESSOR TECHNOLOGY, TDL, TEI, VECTOR GRAPHICS, and other S-100 systems.

**Both of Our UNCommon Dynamic RAM Series, the DMB-6400 and the DM-6400, feature:**

- 64K bytes of dynamic RAM with on board transparent refresh.
- S-100 interface compatible, with crystal controlled timing INDEPENDENT of bus or processor timing
- No wait states with 8080 or Z-80 to 4MHz Up to 5MHz with 1 wait state.
- Memory selectable or deselectable in 4K byte increments.
- Low power, 8 watts maximum, in 64K byte configuration.

**Our UNCommon Static RAM Series, the SMB-3200, features:**

- Memory Bank select capabilities: Either two (2) 16K byte banks of memory, or one (1) 32K byte bank per board.
- 32K bytes of low power static RAM.
- No wait states with 8080, 8085, or Z-80 processors up to 5MHz.
- Addressable in 4K byte increments at 4K boundaries. Deselectable in 4K byte increments.

**Announcing the Model DMB-6400 Series of UNCommon Dynamic RAMS. This Series incorporates the features which are standard in the DM-6400 Series and adds the following capabilities:**

- MEMORY BANK SELECT which is compatible with CROMEMCO, NORTH STAR, and other systems using output port bank select.
- 256 ports selectable (including CROMEMCO 40H and NORTH STAR COH)
- Eight (8) 64K bytes banks of memory per output port
- Each 16K bytes of addressable memory space may be individually set to start at 0000, 4000, 8000, or C000 and can be set for any of the 8 banks on one selected output port. The bank memory size can be incremented from 16K bytes to 64K bytes in 16K increments, allowing 512K byte bank sizes.
- Total memory addressing to over 100 Megabytes by using different I/O ports for memory control.

**All of our UNCommon Dynamic and Static Series RAMS feature the following:**

- Inputs are RC filtered and buffered with 1 LS TTL load. Compatible with terminated or unterminated busses.
- Outputs are all tri-state.
- Disc compatible. DMA compatible
- Phantom memory selectable on pin 67.
- DIP switch selectable addressing.
- Reliability — all boards fully tested and burned-in.
- FULL DOCUMENTATION — Schematics, layout, parts list, theory of operation, timing diagrams, and option selection.
- Industrial quality design, components and construction. Glass epoxy boards. Fused, double solder masks. Silk screened legends. Gold plated connector contacts. All IC's socket mounted.
- Guaranteed performance on parts and labor for one year.

● UNCommon Dynamic RAMS with MEMORY BANK SELECT.

- DMB 6400/64K RAM — \$895<sup>00</sup>
- DMB 4800/48K RAM — \$795<sup>00</sup>
- DMB 3200/32K RAM — \$695<sup>00</sup>

● UNCommon Static RAMS with MEMORY BANK SELECT.

- SMB 3200/32K RAM — \$695<sup>00</sup>

● UNCommon Dynamic RAMS

- DM 6400/64K RAM — \$795<sup>00</sup>
- DM 4800/48K RAM — \$695<sup>00</sup>
- DM 3200/32K RAM — \$595<sup>00</sup>

Delivery stock to 30 days  
● PRICES SUBJECT TO CHANGE WITHOUT NOTICE ●

NEW PRODUCTS  
ANNOUNCEMENT

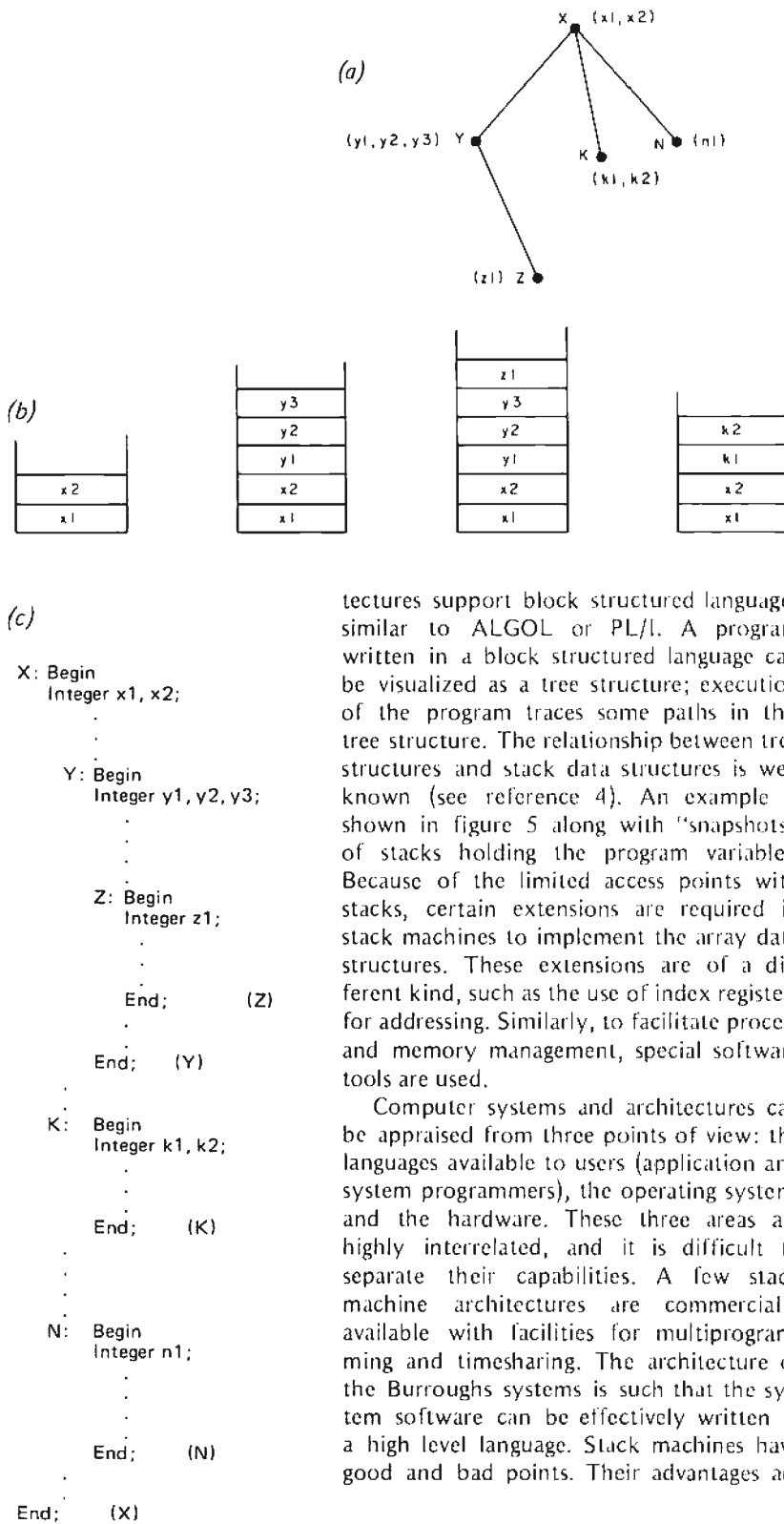
**MEASUREMENT**  
systems & controls  
incorporated

867 North Main Street  
Orange, California 92668  
Telephone: (714) 633-4460

For the above products see your local dealer or order directly.

ORDERS — BA, VISA, MASTER CHARGE, money orders, or personal checks. Please allow 14 days for checks to clear bank. California residents please add 6% sales tax to your order.

All orders shipped postpaid. All orders in U.S. funds. Please add 10% on all orders outside the U.S.A. and Canada.



structures support block structured languages similar to ALGOL or PL/I. A program written in a block structured language can be visualized as a tree structure; execution of the program traces some paths in this tree structure. The relationship between tree structures and stack data structures is well known (see reference 4). An example is shown in figure 5 along with "snapshots" of stacks holding the program variables. Because of the limited access points with stacks, certain extensions are required in stack machines to implement the array data structures. These extensions are of a different kind, such as the use of index registers for addressing. Similarly, to facilitate process and memory management, special software tools are used.

Computer systems and architectures can be appraised from three points of view: the languages available to users (application and system programmers), the operating system, and the hardware. These three areas are highly interrelated, and it is difficult to separate their capabilities. A few stack machine architectures are commercially available with facilities for multiprogramming and timesharing. The architecture of the Burroughs systems is such that the system software can be effectively written in a high level language. Stack machines have good and bad points. Their advantages are

noticeable in block structured programming, which is becoming popular. As Doran points out (see reference 1), stack machines have proven to be successful. The increasing cost of software and the flexibility available through microprogramming indicates a trend towards stack machines or, at least, toward a greater use of stack features in computer architectures.

### Conclusions

Developments in software and programming techniques during the past decade have proven the advantages of stack data structures. Microprocessors of recent origin provide adequate facilities to support this data structure. The provision of stack pointers is a compromise between the expensive and inflexible hardware stacks at one end and the inexpensive and flexible software simulation at the other end. Most microprocessors have stack pointers and a set of associated machine instructions.

Stack machines have certain advantages in higher level block structured programming and the implementation of operating systems. At present, programming with microprocessors is done mostly in machine or assembly language level. Large in-house software systems for microprocessors are not yet a reality. As a result, stack machine architectures are still in the realm of large machines. ■

### Acknowledgement

*We gratefully acknowledge the help of K Venkatesh, research assistant, Computer Science Department of Concordia University, in the preparation of this manuscript.*

### REFERENCES

1. Doran, R W, "Architecture of Stack Machines" in *High Level Language Computer Architecture*, edited by Y Chu, Academic Press 1975.
2. Gries, D, *Compiler Construction for Digital Computers*, John Wiley & Sons, NY 1971.
3. McKeeman, W, "Stack Computers" in *Introduction to Computer Architecture*, edited by H S Stone, SRA Inc 1975.
4. Knuth, D E, *The Art of Programming, vol 1, Fundamental Algorithms*, Addison Wesley, Reading MA 1968.
5. Organick, E I, *Computer System Organization: The B5700/B6700 Series*, Academic Press 1973.



# Basic Time INTRODUCES THE \$15,995\* 10MB HARD DISK COMPUTER



\*Quantity 1 Price

## Complete System Includes:

- ★ 10 MILLION CHARACTER HARD DISK STORAGE
- ★ DISK OPERATING SYSTEM & EXTENDED BASIC
- ★ POWERFUL 16-BIT CENTRAL PROCESSING UNIT
- ★ VIDEO DISPLAY TERMINAL
- ★ 150 CPS LINE PRINTER AND PRINTER STAND
- ★ DESK ENCLOSURE

# basic time

1215 E. El Segundo Boulevard  
El Segundo, California 90245  
213/322-4435

# Designing a Command Language

G A Van den Bout  
929 Tower St  
Raleigh NC 27607

Nearly every system, whether it is composed of ten lines of code or ten thousand lines of code, will perform three distinct functions. It will receive input from the user, it will process this input and it will output the results. Of these three functions, the one which undoubtedly receives the least attention from the system designer is the communication from the user of the system to the system itself.

Hours and hours may be spent perfecting a processing algorithm and computing field lengths so that the resulting output can be instantly understood, yet due to the lack of consideration put into the input stage of the system, the user may be forced to plow through a series of questions and answers directed to him by the system. This is a situation which would try the patience of even the most tolerant person. Sometimes a situation even worse than this series of questions may be caused by the designer who is very familiar with the system. In an effort to save time and memory space, the designer may decide to reduce or even entirely omit any prompting by the program. This leaves the decision of what information must be entered to the intuition of the user, or to a system manual which will probably not be around when it is needed.

A good solution to the problem would be a well designed command language which would allow the user to supply all of the information which is needed by the program at one time, in a single command. Then, if any of the required data has not been entered, the computer can prompt the user for the remaining items. This method

allows for both the experienced user who knows exactly what data the program needs at every instant and for the first time user who requires some help from the system now and then, but who will soon become familiar with the system and probably prefer to avoid the repetitious prompting.

Consider the following example which, although hypothetical and not necessarily typical of chess playing programs in general, illustrates problems which do exist in many systems. A superb chess playing program has been designed after months of hard work. Along with this program, a graphics output system has been devised to display the present formation of the board after each move is made. When the user sits down to test his skill against that of the machine, he becomes a partner to the following dialogue:

```
(C: COMPUTER; P: PLAYER)
C: DO YOU WISH TO MOVE(1), CAPTURE(2),
  OR CASTLE(3)? ENTER 1, 2, OR 3.
P: 1
C: ENTER NUMBER (1-8) OF ROW THAT
  PIECE IS ON.
P: 2
C: ENTER LETTER (A-Z) OF COLUMN THAT
  PIECE IS ON.
P: D
C: ENTER NUMBER (1-8) OF ROW TO WHICH
  YOU ARE MOVING.
P: ...
```

No matter how well the machine plays chess, it is doubtful whether it will be used by any particular person for more than a few games. Despite the thought that went into the rest of the program, no creative thought was put into the command language for the system.



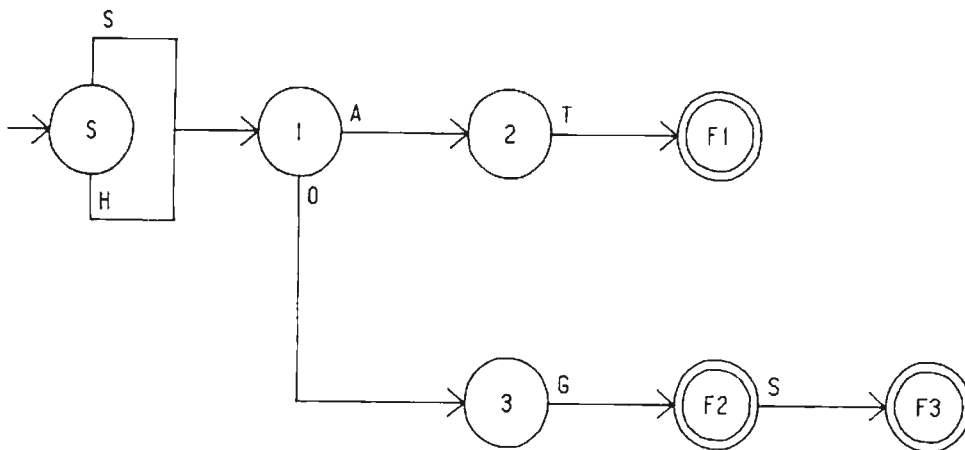


Figure 1: A finite state machine with one initial state and three final states that is capable of recognizing the words: sat, sog, sogs, hat, hog and hogs.

Now, consider the following conversation between the computer and the player.

C: ENTER YOUR FIRST MOVE.  
 P: MOVE FROM D2 TO D4  
 C: I MOVE FROM H5 TO E2. CHECK.  
 P: CAPTURE E2  
 C: FROM WHERE?  
 P: H2  
 C: ...

This method not only cuts down on the unnecessary chatter which was encountered in the first case, but gives the player credit for possessing some knowledge of what is happening in the game. By taking time to design an easy to use command language, the designer can produce a game which will not only play well but which will also be enjoyable to use.

The problem encountered when designing a program which handles a set of commands such as these is that often no organized approach is taken to assure that the allowable commands are processed correctly. Each input string may be scanned and re-scanned for the information which is needed by the program. This type of haphazard approach will very likely produce unreadable code which is hard to debug and which may contain hidden errors and ambiguities. To avoid these problems, the theory of finite state machines (FSMs) may be used to produce a recognizer program which can parse the input commands and produce a structured command which can be interpreted by the system.

### Finite State Machines

Since the aim of this article is to show how to use finite state machines to aid in programming a command language, not to thoroughly cover finite state machine theory, I will give a rather informal description of the machines. The representation used here has appeared in various places, and was chosen mainly because of its simplicity for this application.

Consider the finite state machine shown in figure 1. Each circle represents a state of the finite state machine. In this example there are seven states: S, 1, 2, 3, F1, F2 and F3. The names chosen for the states are arbitrary. The directed lines between the states are called state transition paths. The state transition path, labeled with an H, located between state S and state 1, is named S-1(H). The parenthetical symbol will be omitted when there is no ambiguity, such as the path 1-3. The states which are circled twice are final states. The final states in figure 1 are F1, F2 and F3. The states which are pointed to by arrows which lead from no other state are called initial states. The only initial state in figure 1 is S.

This finite state machine can be used to recognize several different strings, a string in this case being merely a sequence of letters. For a particular string to be recognized, an ordered path must exist between an initial state and a final state such that every symbol in the string being recognized exists (in its original order) along the path starting at the initial state. Using this finite state machine the string HOG is recognized in the following manner. Starting at initial state S, the first symbol in the string, H, leads to state 1 along path S-1(H). The second symbol, the letter O, selects path 1-3 leading to state 3. Finally, the symbol G leads to the final state F2 via the path 3-F2. Since this path exists from the initial state S to the final state F2, the string has

Figure 2: Finite state machine that has a state transition path loop.

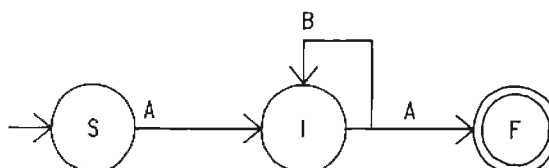


Figure 3: A lexical finite state machine for recognizing the entities that will be accepted by the game: <TO>, <TAKE>, <MOVE>, <CAP>, <FROM>, <END>, <POS>.

been recognized. The other strings which can be recognized by this FSM are SAT, HAT, SOG, SOGS and HOGS.

State transition paths need not proceed to a new state. A state transition path may return to a previous state or may even return to the state from which it started. Figure 2 is an example of a finite state machine which will recognize any string which begins and ends with an A and which has zero or more Bs between the two As, such as the strings: AA, ABA, ABBA, etc.

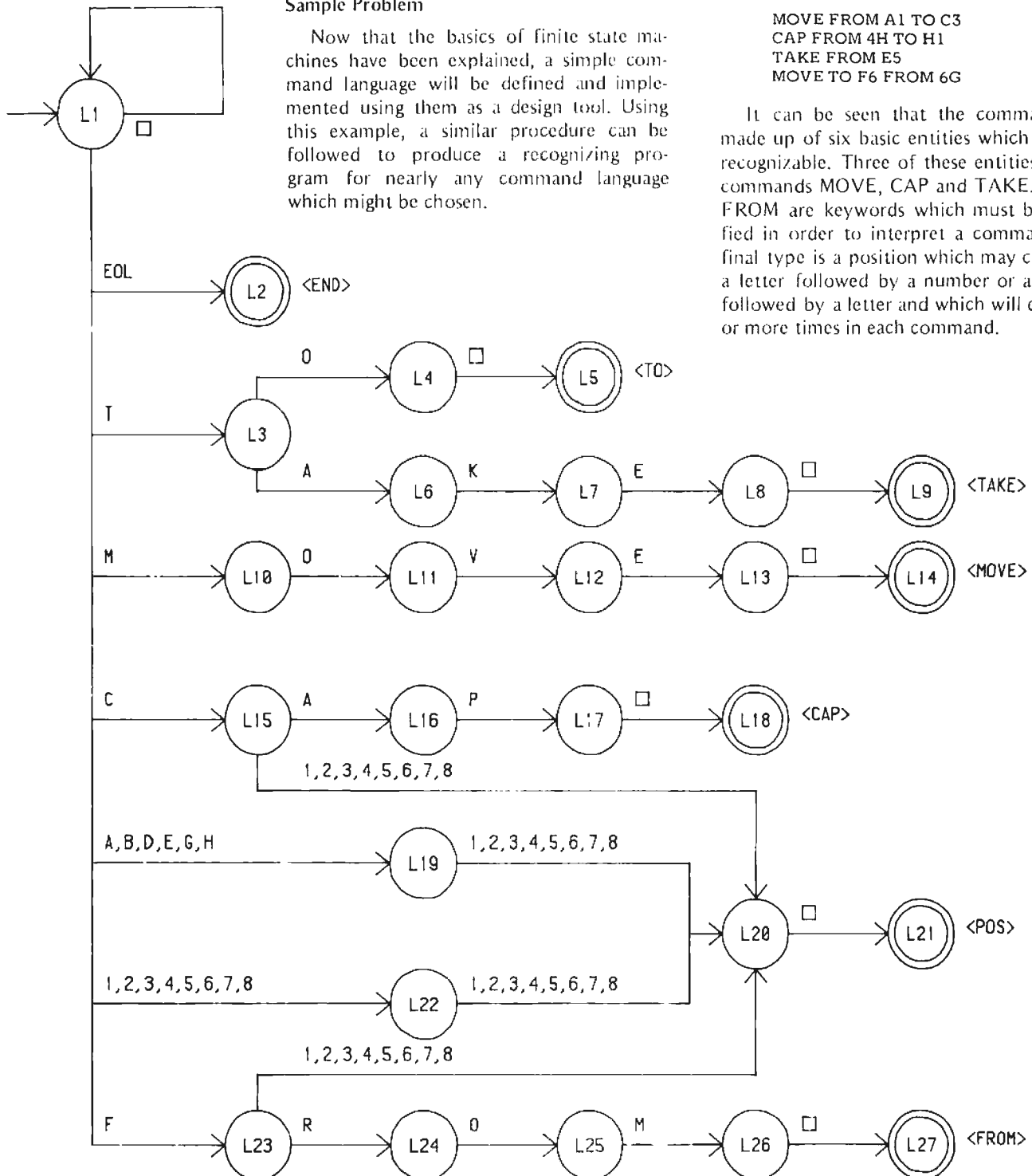
### Sample Problem

Now that the basics of finite state machines have been explained, a simple command language will be defined and implemented using them as a design tool. Using this example, a similar procedure can be followed to produce a recognizing program for nearly any command language which might be chosen.

Assume that there is a game which is played on a chess board. The columns of the board are labeled with the letters A thru H and the rows of the board are labeled with the numbers 1 thru 8. The three possible moves which may be made by any player consist of moving a piece from one square to another, MOVE, moving a piece to another square and capturing the piece on that square, CAP, or removing one of his own pieces from the board, TAKE. Some examples of commands which are to be accepted by the program are:

```
MOVE FROM A1 TO C3
CAP FROM 4H TO H1
TAKE FROM E5
MOVE TO F6 FROM 6G
```

It can be seen that the commands are made up of six basic entities which must be recognizable. Three of these entities are the commands MOVE, CAP and TAKE. TO and FROM are keywords which must be identified in order to interpret a command. The final type is a position which may consist of a letter followed by a number or a number followed by a letter and which will exist one or more times in each command.





### Command Recognizers

When a command is entered to be interpreted by the computer, it consists merely of a sequence of symbols (letters, numbers and spaces) which have no syntactic meaning of their own. The meaning only starts to be

come clear when the symbols are grouped together to form tokens. The tokens which exist in this game are the six entities described above. These tokens will be referred to as <MOVE>, <CAP>, <TAKE>, <TO>, <FROM>, <POS>. A finite state machine which will recognize each of these tokens is shown in figure 3. Blanks are shown on this diagram and in the following diagrams as small squares. Note that one new token has been added to the six types listed above. This new token is <END> which is recog-

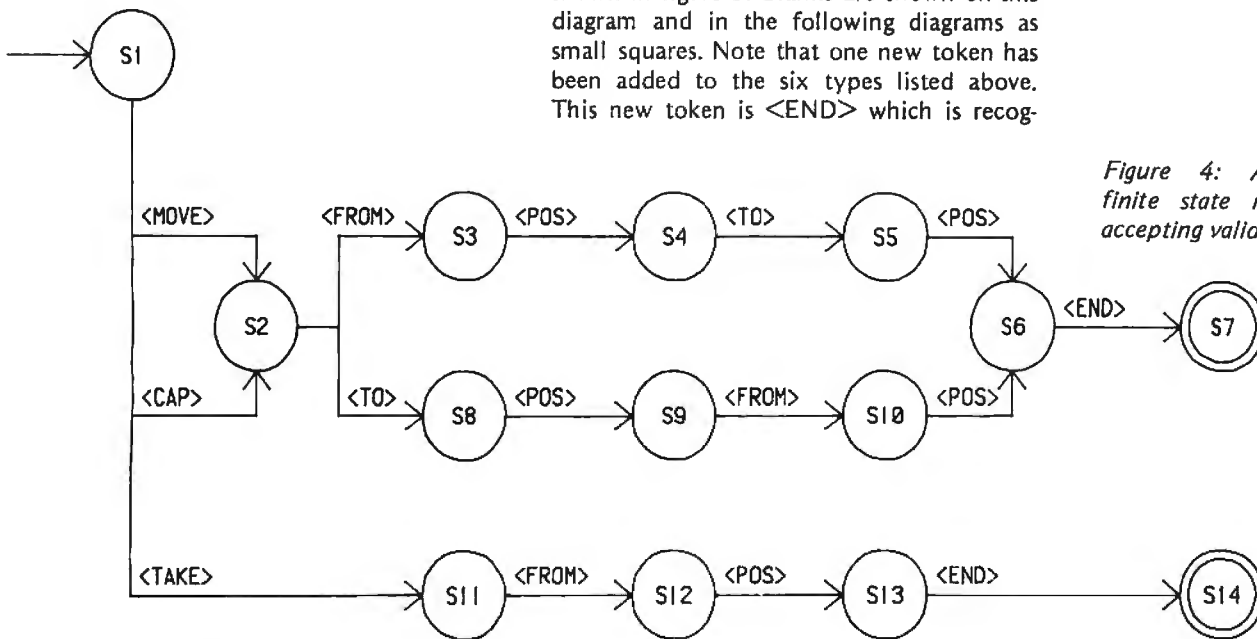


Figure 4: A syntactic finite state machine for accepting valid commands.

*keeping you in touch with technology...*

## The Understanding Series™ from Texas Instruments.


Five self-paced, easy-to-understand books for the reader who wants to learn about electronics technology, but can't devote years to the study.




**Understanding Microprocessors.**  
250 pages. Available June 1979.  
For the newcomer to microprocessors. What they are, what they do, how they work.



**Understanding Calculator Math.** 224 pages. Loaded with practical electronic calculator applications.



**Understanding Solid-State Electronics.**  
New 3rd edition. 270 pages. Simple building blocks for learning solid-state behavior.



**Understanding Digital Electronics.**  
265 pages. The world of today's digital devices made easy.



**Basic Electricity and DC Circuits.**  
1026 pages. Learn all about DC Circuits—simply, easily.

- LCB-4023 Understanding Microprocessors. New... available June 1979 \$ 4.95
- LCB-3321 Understanding Calculator Math \$ 3.95
- LCB-3361 Understanding Solid-State Electronics. New 3rd edition \$ 3.95
- LCB-3311 Understanding Digital Electronics \$ 3.95
- LCW-8161 Basic Electricity and DC Circuits \$19.95

Add applicable sales tax (except AK, DE, HI, MT, NH, OR)

**SPECIAL OFFER:**

- Purchase any two books and save \$ .50
- Purchase all five and save \$2.00

Mail check or money order to Texas Instruments, P.O. Box 3640, M/S84, Dallas, Texas 75285. Orders in Continental U.S. shipped prepaid. Foreign orders: Prepaid funds in U.S. dollars only. Include shipping costs.

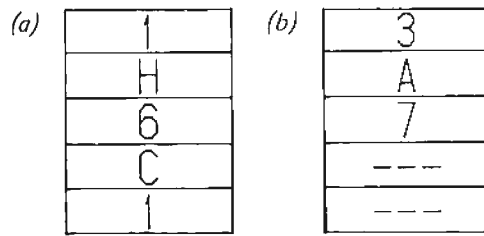
Name \_\_\_\_\_  
Address \_\_\_\_\_  
City \_\_\_\_\_ State \_\_\_\_\_ Zip \_\_\_\_\_

Limited time offer. Prices effective January, 1979. Subject to change without notice.



**TEXAS INSTRUMENTS**  
INCORPORATED

Figure 5: Two example COMMAND arrays. COMMAND array A results after processing the command MOVE TO C1 FROM H6. COMMAND array B is the result of processing TAKE FROM A7.



nized when an end of line (col) delimiter is found.

Most of this finite state machine is self-explanatory. Note, however, the two states L15 and L23 which are entered after matching an initial C or F, respectively. These states represent a point in the matching process where the token being recognized may be either a command (<CAP> or <FROM>) or a position (<POS>). When the next symbol in the input stream is examined, the recognition of the token as a position (paths L15-L20 and L23-L20) or as a command (paths L15-L16 and L23-L24) can be made.

The finite state machine which has just been described performs the process known as lexical analysis, the process of grouping

together input symbols to determine the tokens which have been input. The next process which must be performed is the process of syntactic analysis, checking the order of the tokens which have been formed to see whether they form a valid command. For example, the two "commands":

MOVE FROM A1 TO C3  
A1 C3 FROM TO MOVE

are both composed of valid tokens for the example language but only the first command is syntactically correct. To determine the syntactic correctness of a command another finite state machine must be designed. This machine, rather than having paths labeled with symbols from a character set, will have labels which are valid tokens of the language being processed. Figure 4 shows a finite state machine which will accept the valid commands of the language.

### Semantic Routines

At this point two finite state machines have been produced which can be used to recognize valid commands for the game. Before these machines are used to help produce code to process actual commands, the results of processing each command must be defined. After a decision has been made regarding these results, semantic routines, routines to carry out the processing of the various commands, should be associated with each state transition path of the finite state machines. In our system, each command will be converted to a set of codes and placed in an array called COMMAND which will have five elements. COMMAND(1) will be set to a code describing the command operation (1=MOVE, 2=CAP, 3=TAKE), COMMAND(2) and COMMAND(3) will hold, respectively, the column and the row position associated with the FROM keyword. COMMAND(4) and COMMAND(5) will hold the column and row position associated with the TO keyword. Figure 5 shows the expected results of processing following two commands:

MOVE TO C1 FROM H6  
TAKE FROM A7

For the finite state machine that is shown in figure 4, table 1 shows the semantics which will produce the desired results. Routines for paths such as S1-S2(<MOVE>) set the first element of the COMMAND array to indicate which command was recognized. Path S2-S3 is an implicit recognition of the word FROM and has no semantics associated with it since nothing must be done until the path S3-S4 is traversed. When this action occurs, the row and

Table 1: Semantics for the syntactic finite state machine.

S1-S2(<MOVE>)	:	SET COMMAND(1)	TO 1
S1-S2(<CAP>)	:	SET COMMAND(1)	TO 2
S1-S3	:	SET COMMAND(1)	TO 3
S4-S7	:	SET COMMAND(2)	TO COLUMN (A-H)
		SET COMMAND(3)	TO ROW (1-8)
S10-S13	:	SET COMMAND(4)	TO COLUMN (A-H)
		SET COMMAND(5)	TO ROW (1-8)
S8-S9	:	SET COMMAND(4)	TO COLUMN (A-H)
		SET COMMAND(5)	TO ROW (1-8)
S10-S6	:	SET COMMAND(2)	TO COLUMN (A-H)
		SET COMMAND(3)	TO ROW (1-8)
S12-S13	:	SET COMMAND(2)	TO COLUMN (A-H)
		SET COMMAND(3)	TO ROW (1-8)
OTHERS	:	(NO SEMANTICS)	

Table 2: Semantics for the lexical finite state machine. These routines are used to set up the array TOKEN.

L1-L2	:	SET TOKEN(1)	TO 0
		SET TOKEN(2)	TO 6
L4-L5	:	SET TOKEN(1)	TO 0
		SET TOKEN(2)	TO 4
L8-L9	:	SET TOKEN(1)	TO 0
		SET TOKEN(2)	TO 3
L13-L14	:	SET TOKEN(1)	TO 0
		SET TOKEN(2)	TO 1
L17-L18	:	SET TOKEN(1)	TO 0
		SET TOKEN(2)	TO 2
L26-L27	:	SET TOKEN(1)	TO 0
		SET TOKEN(2)	TO 5
L1-L19	:	SET TOKEN(2)	TO INPUT CHARACTER
L1-L22	:	SET TOKEN(1)	TO INPUT CHARACTER
L19-L20	:	SET TOKEN(1)	TO INPUT CHARACTER
L22-L20	:	SET TOKEN(2)	TO INPUT CHARACTER
L15-L20	:	SET TOKEN(1)	TO INPUT CHARACTER
		SET TOKEN(2)	TO "C"
L23-L20	:	SET TOKEN(1)	TO INPUT CHARACTER
		SET TOKEN(2)	TO "F"
OTHERS	:	(NO SEMANTICS)	



# What's Your A.I.Q.?\*



## Learn About Artificial Intelligence & Robots

**INTRODUCTION TO ARTIFICIAL INTELLIGENCE** by Philip C Jackson Jr.

□ This book surveys the field beginning with Turing's test, the mathematical description of phenomena, finite state machines and limits to computational ability, followed by chapters on problem solving, game playing, pattern perception, theorem proving, semantic information processing, parallel processing, evolutionary systems, robots, and a look at the future of the field. This thoughtful and unusual book will make a useful addition to your library. A 50-page bibliography is included. 453 pp. \$18.50 hardcover (no photo).

**ARTIFICIAL INTELLIGENCE** by Patrick Henry Winston.

□ This book is designed for use in a course on artificial intelligence, but should prove invaluable to the newcomer to the topic, as well as being useful to the experienced as a reference text. Part One is set up to be used as an introduction to the key ideas of the subject, including the basics of elementary representation, symbolic constraint exploitation, search, and control. In addition, understanding natural language, representing common sense meaning, computer vision, and expert problem solving are covered. Part Two covers the programming language LISP, its organization and uses. Profusely illustrated. Only \$17.95 hardcover. 444 pp.

**ADAPTIVE INFORMATION PROCESSING, AN INTRODUCTORY SURVEY** by Jeffrey R Sampson.

□ Even the most complex of today's computers is dwarfed by the capabilities of its designer's brain. Imitation of the capabilities and adaptive nature of biological information processing systems has long been a goal of computer designers. Jeffrey R Sampson presents an introductory survey of this field. From the fundamentals of information and information processing entities, he examines the richness of biological information processing and goes on to cover the application of computers to artificial intelligence. His is a view which unifies the diverse aspects of the subject of artificial intelligence, emphasizing adaptive behavior. 214 pp. \$14.80 hardcover.

**COMPUTER MODELS OF THOUGHT AND LANGUAGE** edited by Roger C Schank & Kenneth Mark Colby.

□ Part of the current work in AI involves the modeling of human mental processes in computer programs. Here is a collection of articles, which deal with natural language models, models of belief systems, and models of memory and cognition. Required reading for AI enthusiasts. 450 pp. \$24.95 hardcover.

**HOW TO BUILD A COMPUTER-CONTROLLED ROBOT** by Tod Loofbourrow.

□ This book combines the dream of robotics—to create an intelligence other than human—with the reality, by providing both hands-on experience with robotics and an application of a microprocessor. It details the step-by-step directions for building a robot, named "Mike," controlled by a KIM-1 microprocessor, with the complete control programs clearly written out. 132 pp. \$7.95.

**ROBOTS ON YOUR DOORSTEP** by Nels Winkless and Iben Browning.

□ "This book will amaze you, frighten you, nauseate you, excite you. . .it will probably make you think about things you have never contemplated before," states the introduction to this clever and well-written account of robots: past, present, and future. Intelligence, artificial intelligence, brain structure and simulation, and characteristics of robots are only a few of the areas explored. 179 pp. \$6.95.

**HOW TO SOLVE PROBLEMS** by Wayne A Wickelgren.

□ Analyzes and systematizes the basic methods of solving mathematical problems. The methods are described in terms of a modern theory derived from research in computer simulation of thinking. Examples illustrating these methods include chess problems, logical puzzles, and railroad switching problems frequently encountered in science and engineering. \$6.50.

**THE THINKING COMPUTER: MIND INSIDE MATTER** by Bertram Raphael.

□ With a minimum of technical jargon, this book discusses the capabilities of modern digital computers and how they are being used in contemporary AI research. It discusses the progress of AI, the goals, and the variety of current approaches to making the computer more intelligent. \$8.50

**COMPUTER POWER AND HUMAN REASON** by Joseph Weizenbaum.

□ If you're presently a programmer by trade or skill, you'll see a philosophy of computer use and abuse propounded. If you're a novice, the tutorial and explanatory chapters of this book serve as an excellent and eminently readable background source. This includes an outstanding, low level explanation of what an algorithm is, and how computers execute effective algorithms. \$6.50

For your convenience in ordering, please use this page plus the order form on page 200. You may photocopy this page.  
**DIAL YOUR CHARGE CARD ORDERS TOLL FREE**  
(800) 258-5477. Mon - Fri 9 - 5 PM

**BITS** inc Books to erase the impossible  
POB 428, 25 Route 101 West, Peterborough NH, 03458

\*Artificial Intelligence Quotient

column are stored in the COMMAND array to indicate the FROM position. When a final state is reached, an entire command has been parsed and the COMMAND array contains all of the necessary information to fully describe the command.

The lexical finite state machine shown in figure 3 will be used by the syntactic finite

state machine just described to obtain tokens from the input stream when they are needed. The output from the lexical finite state machine will be a 2 element array named TOKEN which will contain the following codes. If the token is <POS>, then the first element of TOKEN will be the row number and the second element

Listing 1: Routine constructed for the lexical finite state machine.

```

*
* LEX IS A SUBROUTINE WHICH EXAMINES INPUT
* CHARACTERS UNTIL IT FINDS A VALID TOKEN OR
* AN INPUT ERROR. SUBROUTINE RCHAR READS THE
* NEXT CHARACTER FROM THE INPUT BUFFER INTO
* CHAR. '#' IS THE END-OF-BUFFER CHARACTER.
* LEX SETS TOKEN (THE TWO ELEMENT ARRAY) TO
* THE FOLLOWING CODES:
*
*          TOKEN(1)          TOKEN(2)
*
* <MOVE>  -          0          1
* <CAP>   -          0          2
* <TAKE>  -          0          3
* <TO>   -          0          4
* <FROM> -          0          5
* <END>  -          0          6
* ERROR  -          0          7
* <POS>  -          0          7
*          ROW: 1-8          COL: A-Z
*
LEX:  SUBROUTINE;
      TOKEN(1) = 0;
*
* STATE 1 - BEGINNING STATE
L1:  CALL RCHAR();
      IF CHAR = ' ' THEN GO TO L1;
      IF CHAR = 'T' THEN GO TO L3;
      IF CHAR = 'M' THEN GO TO L10;
      IF CHAR = 'C' THEN GO TO L15;
      IF CHAR = 'F' THEN GO TO L23;
      IF CHAR = '#' THEN DO;
          TOKEN(2) = 6;
          RETURN;
      END;
      IF CHAR = 'A' | 'B' | 'D' | 'E' | 'G' |
          'H' THEN DO;
          TOKEN(2) = CHAR;
          GO TO L19;
      END;
      IF CHAR = '1' | '2' | '3' | '4' | '5' |
          '6' | '7' | '8' THEN DO;
          TOKEN(1) = CHAR;
          GO TO L22;
      END;
      GO TO LEXERR;
*
* STATE 3 - HAVE FOUND 'T'
L3:  CALL RCHAR();
      IF CHAR = 'O' THEN GO TO L4;
      IF CHAR = 'A' THEN GO TO L6;
      GO TO LEXERR;
*
* STATE 4 - HAVE FOUND <TO>
L4:  CALL RCHAR();
      IF CHAR = ' ' THEN DO;
          TOKEN(2) = 4;
          RETURN;
      END;
      GO TO LEXERR;
*
* STATE 6 - HAVE FOUND 'TA'
L6:  CALL RCHAR();
      IF CHAR = 'K' THEN GO TO L7;
      GO TO LEXERR;
*
* STATE 7 - HAVE FOUND 'TAK'
L7:  CALL RCHAR();
      IF CHAR = 'E' THEN GO TO L8;
      GO TO LEXERR;
*
* STATE 8 - HAVE FOUND <TAKE>
L8:  CALL RCHAR();
      IF CHAR = ' ' THEN DO;
          TOKEN(2) = 3;
          RETURN;
      END;
      GO TO LEXERR;
*
* STATES 10 THRU 13 ARE VERY SIMILAR
* TO STATES 3 THRU 8 ABOVE AND ARE
* NOT SHOWN.
*
* STATE 15 - HAVE FOUND 'C'
L15: CALL RCHAR();
      IF CHAR = '1' | '2' | '3' | '4' | '5' |
          '6' | '7' | '8' THEN DO;
          TOKEN(1) = CHAR;
          TOKEN(2) = 'C';
          GO TO L20;
      END;
      IF CHAR = 'A' THEN GO TO L16;
      GO TO LEXERR;
*
* STATES 16 AND 17 RECOGNIZE THE REST OF
* <CAP> AND ARE NOT SHOWN.
*
* STATE 19 - HAVE FOUND COLUMN LETTER (A-Z)
L19: IF CHAR = '1' | '2' | '3' | '4' | '5' |
          '6' | '7' | '8' THEN DO;
          TOKEN(1) = CHAR;
          GO TO L20;
      END;
      GO TO LEXERR;
*
* STATE 20 - HAVE FOUND <POS>
L20: IF CHAR = ' ' THEN RETURN;
      GO TO LEXERR;
*
* STATE 22 - HAVE FOUND ROW NUMBER (1-8)
L22: IF CHAR = 'A' | 'B' | 'C' | 'D' | 'E' |
          'F' | 'G' | 'H' THEN DO;
          TOKEN(2) = CHAR;
          GO TO L20;
      END;
      GO TO LEXERR;
*
* STATE 23 - HAVE FOUND 'F'
L23: IF CHAR = '1' | '2' | '3' | '4' | '5' |
          '6' | '7' | '8' THEN DO;
          TOKEN(1) = CHAR;
          TOKEN(2) = 'F';
          GO TO L20;
      END;
      IF CHAR = 'R' THEN GO TO L24;
      GO TO LEXERR;
*
* STATES 24 THRU 26 ARE SIMILAR TO OTHER
* STATES WHICH RECOGNIZE KEYWORDS AND ARE
* NOT SHOWN.
*
* LEXERR - AN ERROR HAS BEEN ENCOUNTERED
*          IN THE INPUT STRING.
LEXERR: TOKEN(1) = 0;
        TOKEN(2) = 7;
        RETURN;
END LEX;

```





Listing 2: Routine constructed for the syntactical finite state machine.

```

*
*      SYN IS A SUBROUTINE WHICH EXAMINES INPUT
*      TOKENS TO DETERMINE IF A COMMAND IS OR IS
*      NOT VALID. SYN USES SUBROUTINE LEX TO
*      OBTAIN THE TOKENS FROM THE INPUT STREAM.
*      A FIVE ELEMENT ARRAY NAMED COMMAND IS
*      SET USING THE FOLLOWING CODES:
*
*      COMMAND(1) : 0=ERROR, 1=MOVE, 2=CAP, 3=TAKE.
*      COMMAND(2) : COLUMN (A-H) OF "FROM".
*      COMMAND(3) : ROW (1-8) OF "FROM".
*      COMMAND(4) : COLUMN (A-H) OF "TO".
*      COMMAND(5) : ROW (1-8) OF "TO".
*
SYN:  SUBROUTINE;
*
*      STATE 1 - BEGINNING STATE
S1:   CALL LEX( );
      IF TOKEN(1)=0 & TOKEN(2)=1 THEN DO;
          COMMAND(1) = 1;
          GO TO S2;
      END;
      IF TOKEN(1)=0 & TOKEN(2)=2 THEN DO;
          COMMAND(1) = 2;
          GO TO S2;
      END;
      IF TOKEN(1)=0 & TOKEN(2)=3 THEN DO;
          COMMAND(1) = 3;
          GO TO S3;
      END;
      GO TO SYNERR;
*
*      STATE 2 - <MOVE> OR <CAP> FOUND
S2:   CALL LEX( );
      IF TOKEN(1)=0 & TOKEN(2)=5 THEN GO TO S3;
      IF TOKEN(1)=0 & TOKEN(2)=4 THEN GO TO S4;
      GO TO SYNERR;
*
*      STATE 3 - <MOVE><FROM> FOUND
S3:   CALL LEX( );
      IF TOKEN(1)>0 THEN DO;
          COMMAND(2) = TOKEN(2);
          COMMAND(3) = TOKEN(1);
          GO TO S4;
      END;
      GO TO SYNERR;
*
*      STATE 4 - <MOVE><FROM><POS> FOUND
S4:   CALL LEX( );
      IF TOKEN(1)=0 & TOKEN(2)=4 THEN GO TO S5;
      GO TO SYNERR;
*
*      STATE 5 - <MOVE><FROM><POS><TO> FOUND
S5:   CALL LEX( );
      IF TOKEN(1)>0 THEN DO;
          COMMAND(4) = TOKEN(2);
          COMMAND(5) = TOKEN(1);
          GO TO S6;
      END;
      GO TO SYNERR;
*
*      STATE 6 - ENTIRE COMMAND FOUND
S6:   CALL LEX( );
      IF TOKEN(1)=0 & TOKEN(2)=6 THEN RETURN;
      GO TO SYNERR;
*
*      STATES 8 THRU 13 ARE VERY SIMILAR TO STATES
*      2 THRU 6 AND ARE NOT SHOWN.
*
*      SYNERR - INVALID COMMAND SYNTAX.
SYNERR: COMMAND(1) = 0;
        RETURN;
END SYN;

```

will be the column letter. If the token is not <POS>, then the first element of TOKEN array will be set to zero and the second element will be a code indicating which type of token was recognized (1 for <MOVE>, 2 for <CAP>, 3 for <TAKE>, 4 for <TO>, 5 for <FROM>, 6 for <END>). The semantic routines associated with the lexical finite state machine to set TOKEN correctly are shown in table 2.

### Implementation

The first step in implementing the command language is the conversion of the lexical finite state machine into a subroutine which locates the next token in the input stream and places the necessary codes into TOKEN as described above. If at any time, an error is detected while attempting to recognize a new token from the input stream, then TOKEN(1) is set to zero, TOKEN(2) is set to 7 and this routine returns to its calling routine.


A program named LEX, written in a BASIC-like language, which accomplishes these results is shown in listing 1. Prior to the invocation of this routine, the input command must be obtained from the user and stored in a buffer followed by a blank and the end of line character. A routine RCHAR is assumed to exist, which reads the next character from the input buffer and places it into the variable CHAR. Because of the way that the program has been designed, the flow of the program is easy to understand and modifications are easy to make if necessary, especially if the corresponding finite state machine diagram is available. The program is divided into sections which correspond to the states in the finite state machine. Each section determines which state transition pointer should be followed from the character which is being scanned. It then performs the semantics associated with this state transition pointer and moves along the path by means of the appropriate GO-TO statement. If during the processing of any state, the input character being examined does not correspond with any valid state transition pointer, the routine sets TOKEN to the error code described above and returns to its caller.

Listing 2 shows the routine constructed from the syntactic finite state machine. The



# 5 reasons why you should not buy the electric pencil II™

© 1978 Michael Shroyer



Check the appropriate box(es):

- You love typing the same copy 20 thousand times a day.
- Your secretary can type 250 words per minute.
- You're dying to spend \$15,000 on a word processing system, just for the tax investment credit.
- All your capital assets are tied up in a 10-year supply of correction fluid.
- You never commit a single thought to paper.

If you have checked one or more boxes, you do not need The Electric Pencil. On the other hand, you may want to join the thousands of people who haven't checked a single box.

## Have we got a version for you?

The Electric Pencil II operates with any 8080/Z80 based microcomputer that supports a CP/M disk system and uses an Imsai VIO, Processor Tech. VDM-1, Polymorphic VTI, Solid State Music VB-1B or Vector Graphic video interface. REX versions also available. Specify when using CP/M that has been modified for Micropolis or North Star disk systems as follows: for North star add suffix A to version number; for Micropolis add suffix B, e.g., SS-IIA, DV-IIB.

Vers.	Video	Printer	Price
SS-II	SOL	TTY or similar	\$225.
SP-II	VTI	TTY or similar	225.
SV-II	VDM	TTY or similar	225.
SR-II	REX	TTY or similar	250.
SI-II	VIO	TTY or similar	250.
DS-II	SOL	Diablo 1610/20	275.
DP-II	VTI	Diablo 1610/20	275.
DV-II	VDM	Diablo 1610/20	275.
DR-II	REX	Diablo 1610/20	300.
DI-II	VIO	Diablo 1610/20	300.
NS-II	SOL	NEC Spinwriter	275.
NP-II	VTI	NEC Spinwriter	275.
NV-II	VDM	NEC Spinwriter	275.
NR-II	REX	NEC Spinwriter	300.
NI-II	VIO	NEC Spinwriter	300.
SSH	SOL	Helios/TTY	250.
DSH	SOL	Helios/Diablo	300.

## Attention: TRS-80 Users!

The Electric Pencil has been designed to work with both Level I (16K system) and Level II models of the TRS-80, and with virtually any printer you choose. Two versions, one for use with cassette, and one for use with disk, are available on cassette.

The TRS-80 disk version is easily transferred to disk and is fully interactive with the READ, WRITE, DIR, and KILL routines of TRSDOS 2.1.

Version	Storage	Price
TRC	Cassette	\$100.
TRD	Disk	\$150.

The Electric Pencil II is a *Character Oriented Word Processing System*. This means that text is entered as a string of continuous characters and is manipulated as such. This allows the user enormous freedom and ease in the movement and handling of text. Since line endings are never delineated, any number of characters, words, lines or paragraphs may be inserted or deleted anywhere in the text. The entirety of the text shifts and opens up or closes as needed in full view of the user. The typing of carriage returns or word hyphenations is not required since lines of text are formatted automatically.

As text is typed and the end of a line is reached, a partially completed word is shifted to the beginning of the following line. Whenever text is inserted or deleted, existing text is pushed down or pulled up in a wrap around fashion. Everything appears on the video display as it occurs, which eliminates guesswork. Text may be reviewed at will by variable speed scrolling both in the forward and reverse directions. By using the search or search and replace functions, any string of characters may be located and/or replaced with any other string of characters as desired.

Numerous combinations of line length, page length, line spacing and page spacing permit automatic formatting of any form. Character spacing, bold face, multicolumn and bidirectional printing are included in the Diablo versions. Multiple columns with right and left justified margins may be printed in a single pass.

## Wide screen video

Versions are available for Imsai VIO video users with the huge 80x24 character screen. These versions put almost twice as many characters on the screen!!!

## CP/M versions

Digital Research's CP/M, as well as its derivatives, including IMDOS and CDOS, and Helios PTDOS versions are also available. There are several NEC Spinwriter print packages. A utility program that converts The Electric Pencil to CP/M to Pencil files, called **CONVERT**, is only \$35.

## Features

- CP/M, IMDOS and HELIOS compatible
- Supports four disk drives
- Dynamic print formatting
- DIABLO and NEC printer packages
- Multi-column formatting in one pass
- Print value chaining
- Page-at-a-time scrolling
- Bidirectional multispeed scrolling controls
- Subsystem with print value scoreboard
- Automatic word and record number tally
- Cassette backup for additional storage
- Full margin control
- End-of-page control
- Non-printing text commenting
- Line and paragraph indentation
- Centering
- Underlining
- Bold face

## Upgrading policy

Any version of The Electric Pencil

may be upgraded at any time by simply returning the *original* disk or cassette and the price difference between versions, plus \$15 to Michael Shroyer Software. Only the originally purchased cassette or diskette will be accepted for upgrading under this policy.

m  
SS

**MICHAEL SHROYER SOFTWARE, INC.**  
1253 Vista Superba Drive  
Glendale, CA. 91205  
(213) 956-1593

**Demand a demo from your dealer!**

structure of this program is almost identical to the structure of the previous routine. This time each section of the program examines the next token which has been obtained by a call to LEX, performs the appropriate semantics for the path to be traversed, and then moves to the next defined state. Again, if either an invalid token is encountered or if the routine LEX returns an error code, this routine returns to its caller after leaving an error code of zero in COMMAND.

Due to the way these routines were constructed, a single error code is returned if any error occurs in a command. But, because the exact location in the state diagram is known whenever an error occurs, more descriptive error messages can be generated, or fix up action may be performed. If the command:

MOVE TO A8

is entered, then the syntactic routine would encounter the <END> token while processing state S8. Based on the present form of the program, the error message printed would most likely be "INVALIDCOMMAND SYNTAX - ENTER NEW COMMAND" since no attempt is made to analyze the syntax error.

However, instead of merely returning the zero error code to its caller, the syntactic routine could return a unique code to indicate that the FROM section of the command is missing. The calling routine could then prompt the user for the coordinates of the piece which is to be moved. Depending on the extent to which this error checking is

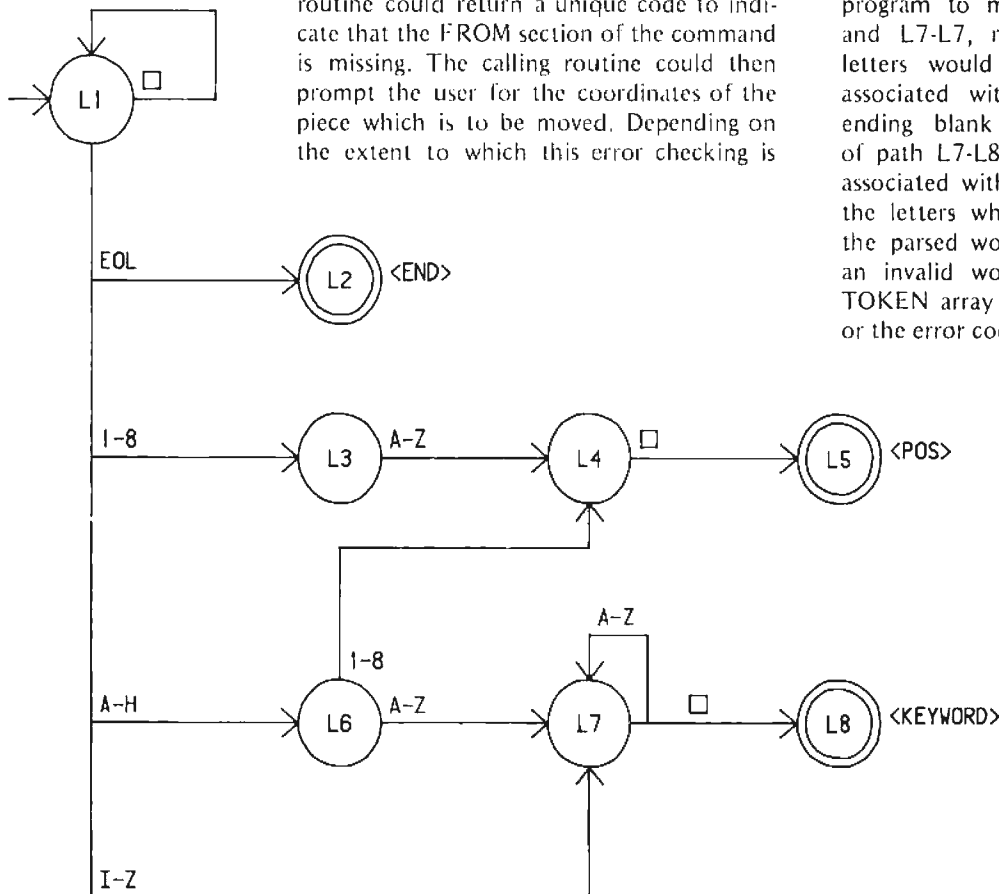
carried out, a very elaborate and easy to use command system can be created.

### Other Representations

The finite state machine diagrams in figures 3 and 4 have been chosen to illustrate the techniques of using finite state machines for designing command languages and do not represent the only way to implement this sample command language. An alternate finite state machine which performs lexical analysis for the example game is shown in figure 6. In this finite state machine all of the commands and keywords (MOVE, CAP, TAKE, TO and FROM) map into the single token <KEYWORD>. Semantic routines associated with the paths L1-L6, L1-L7, L6-L7 and L7-L7 would be used to save the symbols which have already been matched. Then when path L7-L8 is traversed, the semantics associated with this path would include a table lookup routine to identify the command or keyword and correctly fill in the TOKEN array.

To illustrate this technique, observe how the finite state machine in figure 6 would recognize the capture command. Starting with state L1, the C would cause the traversal of path L1-L6 and would be saved to later help identify the token being parsed. The A and the P would similarly cause the program to move along the paths L6-L7 and L7-L7, respectively, and again these letters would be saved by the semantics associated with these paths. Finally, the ending blank would cause the traversal of path L7-L8. At this time, the semantics associated with path L7-L8 would examine the letters which had been saved, identify the parsed word as either a valid token or an invalid word, and correctly fill in the TOKEN array with the code for the token or the error code.

Figure 6: An alternate solution for the lexical analysis of the game program.



Certain advantages exist for both the method used in the finite state machine in figure 3 and for this method but as the number of keywords increases, this method becomes much more efficient in terms of memory used.

### Conclusion

The purpose of this article has been to show how finite state machine theory may be applied to produce correct and well structured code for command recognizers. I have used finite state machines to produce both an information retrieval command language and a FORTRAN free format input processor of character strings and numbers; and methods similar to these shown here have significantly speeded up the implementations. The efficiency of this method will vary depending on which language is used to program the procedures and on the programming techniques used. The sample programs previously shown were designed with clarity in mind and are not the most efficient routines which could have been written. I would recommend that the lexical finite state machine be coded in assembler language if possible since many techniques exist to improve the performance of character by character

scanning and comparison. Of course, both of the routines may be written in any language desired, but because of the memory space limitations of most small computers, assembler language would probably be an asset. As memory size increases, however, the advantages of assembler tend to decrease. Whichever language is chosen, the finite state machine method of designing a command language should produce a system which runs correctly after less programming effort, which can be more readily understood and changed as necessary, and which can provide a series of error and prompting messages that help to make the system easier and more enjoyable to use. ■

### REFERENCES

For examples of the use of finite state machines to identify tokens of a programming language I refer the reader to the following:

Gries, David, "The Scanner," *Compiler Construction for Digital Computers*, John Wiley and Sons, New York, 1971, pages 64 thru 71.

More information on finite state machines and their theory can be found in many other books, including:

Gill, A, *Introduction to the Theory of Finite State Machines*, McGraw-Hill, New York, 1962.

The **8100** by **HUH ELECTRONICS**

**An S-100 Bus Adapter/Motherboard for the TRS-80 plus a whole lot more!!!**



- SERIAL RS232/20ma I/O
- PARALLEL INPUT AND OUTPUT
- SPACE FOR 16K DYNAMIC RAM
- CAN USE LEFT OVER 4K CHIPS
- LOW COST—PRICES START AT \$185\*
- AVAILABLE IMMEDIATELY

**• S-100 BUS INTERFACE**

**• 6 SLOT MOTHERBOARD**

The 8100 allows a Radio Shack TRS-80 computer to be interfaced to the popular S-100 Bus for memory expansion and extended I/O capabilities. For example, you can now easily add more memory, floppy disc systems, PROM boards, printer interfaces, multi-purpose I/O boards, AC device controllers, and a whole host of other varied peripherals.

The 8100 has its own built-in 6 slot motherboard which includes our unique card guide system which keeps the boards in their places.

The 8100 has support circuitry and sockets for eight 16K dynamic RAM chips allowing you to expand the memory of your TRS-80 by 16K without having to buy any S-100 RAM boards.

If you purchased an expansion memory kit for TRS-80 you could be left with eight 4K RAM chips and nowhere to put them! Well, they can go in the RAM sockets instead! That's right, you can use either 4K or 16K chips and add drive them anywhere you like!

The 8100 has a full RS232, 20 ma serial interface which features include RS232 and 21 ma current loop interface software programmable baud rate from 10 to 50K baud, software programmable modem control lines on board DIN-25 connector and much more.

The 8100 also has an 8 bit parallel input port and an 8 bit parallel output port. Both are latched, have both positive and negative strobe inputs and outputs and have plenty of drive capability.

**PRICES START AS LOW AS \$185\* (S-100 BUS INTERFACE ONLY)**



**1429 Maple St.  
San Mateo, CA  
94402  
(415) 573-7359**

CALL OR WRITE FOR COMPLETE PRICING INFORMATION AND MORE DETAILS


THE 8100 IS AVAILABLE FROM LEADING COMPUTER DEALERS OR FACTORY DIRECT

**DEALER INQUIRIES INVITED**

\*Extra S-100 connectors, RAM support, I/O circuitry optional  
USA DOMESTIC PRICE ONLY

**HUH ELECTRONICS** ANNOUNCES THE **MINI-8100**

**AN S-100 BUS ADAPTER/MOTHERBOARD FOR THE TRS-80\***



**MINI-SIZE!**

**MINI-PRICE!**

**but MAXI-PERFORMANCE!**

HUH Electronics' 8100 is the established leader in S-100/TRS-80 interfaces, running reliably since November 1978 and giving you the most features for your dollar. But some folks don't need all the 8100's versatility or want something more compact.


So we created the MINI-8100. The MINI-8100 has the same proven reliable S-100 Bus interface circuitry as it's big brother coupled with a 4 slot shielded motherboard. It connects to the TRS-80 or to the expansion interface and opens up the vast world of S-100 Bus products to the TRS-80 owner.

For those of you who already own an S-100 mainframe or motherboard, the MINI-8100 may be purchased without the built-in motherboard, (MINI-8100S) Just plug it in and go!

The MINI-8100 has the same high quality as all HUH Electronics products—easy assembly, fully socketed, solder mask and silk screen component legend, comprehensive manual and design excellence that speaks for itself.

**PRICES**

MINI-8100 KIT	includes all parts and one S-100 connector	- \$115
MINI-8100 ASM	assembled and tested, includes four S-100 connectors	- \$155
MINI-8100S KIT	S-100 sized board, plugs into mainframe	- \$ 95
MINI-8100S ASM	same as above, but assembled and tested	- \$125



**1429 Maple St.  
San Mateo, CA  
94402  
(415) 573-7359**

ORDERING INFO: The MINI-8100 is available from leading computer dealers or factory direct. Please include \$4 for shipping and handling. CA residents include 6% sales tax. We accept VISA or Mastercard or we can ship COD.

**USA DOMESTIC PRICES ONLY.**

**DEALER INQUIRIES INVITED**

\*TRS-80 is a Radio Shack® product



# Technical Forum

## Approximation Makes a Magnitude of Difference

Bob Leedom  
14069 Stevens Valley Ct  
Glenwood MD 21738

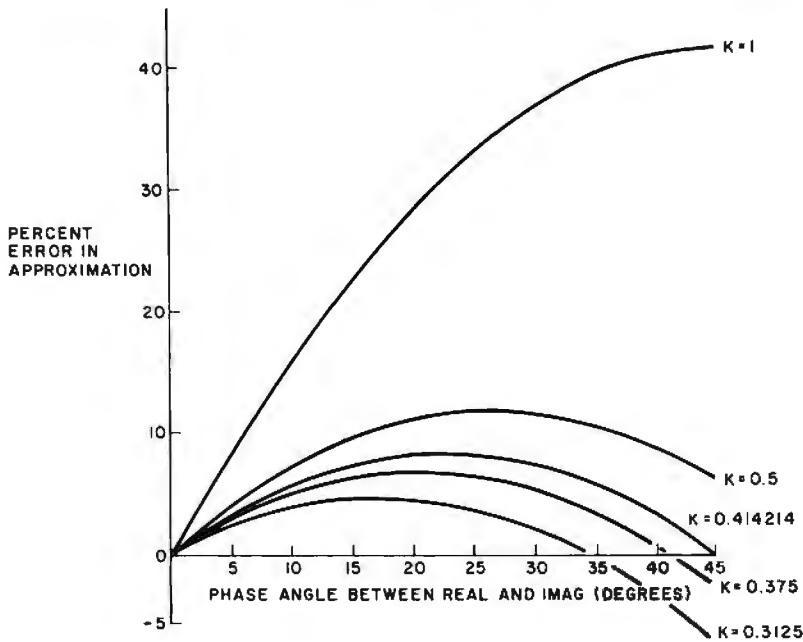


Figure 1: A plot of the percent error in the magnitude approximation for different values of  $K$ . We are approximating the square root of  $REAL^2 + IMAG^2$  by the formula  $L + KS$ , where  $L$  is the larger and  $S$  is the smaller value of the absolute values of the real and imaginary parts of a vector.

K	PEAK ERRORS VARY FROM (%)	RMS ERROR (%)
1	0 to 41	30
.5 (1/2)	0 to 12	9.1
.414214 ( $\sqrt{2} - 1$ )	0 to 8.2	5.9
.375 (3/8)	-2.8 to 6.8	4.7
.3125 (5/16)	-7.2 to 4.8	3.6

Table 1: The accuracy of the approximation algorithm as a function of  $K$ .

K	IMPLEMENTATION OF $K \times ABS$ (SMALLER)	
1	None Required.	(Fastest)
.5 (1/2)	Shift right 1.	
.375 (3/8)	Shift right 2, Store in TEMP, Shift right 1, Add TEMP.	
.3125 (5/16)	Shift right 2, Store in TEMP, Shift right 2, Add TEMP.	
.414214 ( $\sqrt{2} - 1$ )	Multiply.	(Slowest)

Table 2: A comparison of implementation speeds for various values of  $K$ .

I enjoyed Richard Lord's article presenting an assembly language FFT (fast Fourier transform) program for the 6800 (February 1979 BYTE, page 108). Adaptation to my 6502 (KIM) system should be fairly straightforward.

However, the author notes that obtaining the magnitude of each resulting vector is almost as time-consuming as the FFT process itself, since this would involve taking the square root of the sum of the squares of each REAL/IMAG pair. Strictly speaking, he is correct, but with very little trouble a quite reasonable approximation to the correct magnitude can be found. The following algorithm is often used for this purpose in the processing of speech and radar data, and may be implemented easily in either hardware or software.

To find the magnitude of a vector, given the orthogonal components (eg: REAL and IMAG):

- take the absolute values of REAL and IMAG;
- compare the two absolute values, place the larger in  $L$  and the smaller in  $S$  — if they're equal, it doesn't matter which goes where;
- multiply  $S$  by a constant ( $K$ ), add the result to  $L$ .

What is  $K$ ? That depends on how much accuracy you're willing to sacrifice for computation speed. To appreciate this, you should understand that the error in the magnitude computation will be a function of the phase angle between the two components. In his article, Mr Lord simply added  $L$  to  $S$ , thus letting  $K = 1$ . This approximation gives an error of from 0 to 41 percent:

$$\text{Let } \text{MAGN} = L + S.$$

Suppose a vector actually has a magnitude of 100 units. If  $L = 0$  and  $S = 100$ , then  $\text{MAGN} = 100$ , or 0 percent error. But, if  $L = 70.7$  and  $S = 70.7$ , then  $\text{MAGN} = 141.4$ , or 41.4 percent error.

Table 1 shows several values of  $K$ , along with the corresponding spread of the peak errors. However, just looking at the peak errors can be deceiving; what you really

want to do is minimize some measure of the average error. Since the error function "folds" at 45 degrees of phase angle between L and S, I wrote a short program to compute the error at 1 degree intervals from 0 to 45 degrees. The root mean square of these errors is given in table 1 as a sort of quality factor for a given value of K.

As you can see, the computation of the magnitude can be improved from 3 to 8 times, simply by choosing the appropriate value of K. The error reduction as a function of K is shown graphically in figure 1; this is the accuracy part of the tradeoff.

The other side of the coin is speed of implementation. Given the absolute values of REAL and IMAG, and the fact that some fraction of one will be added to the other, it takes no extra time to perform the algorithm with K=1. However, with K=.414214, you must multiply (after finding the smaller of the two absolute values). The range of in-between speeds is given in table 2.

The accuracy/speed tradeoff should be evaluated for each user's application, either by analysis or by trying possible values of K. However, if you don't have the time or energy for this, remember that an immediate reduction of the root mean square error to less than ten percent may be obtained by a compare and a shift (ie,  $K = .5$ ). ■

# Main/Frames from \$200

- 14 Basic Models Available
- Assembled & Tested
- Power Supply:  
8v @ 15A, ± 16v @ 3A
- 15 Slot Motherboard (connectors optional)
- Card cage & guides
- Fan, line cord, fuse, power & reset switches, EMI filter
- 8v @ 30A, ± 16v @ 10A option on some models



Rack mounted from \$200



Desk top from \$235

Write or call for our brochure which includes our application note: 'Building Cheap Computers'


## INTEGRAND

8474 Ave. 296 • Visalia, CA 93277 • (209) 733-9288  
We accept BankAmericard/Visa and MasterCharge

# 6809!

● 6809

- 16 bit internal arithmetic
- Hardware multiplication
- Two stack pointers
- Two index registers
- 18 addressing modes
- Fully relocatable code
- Five interrupts
- Up to three times the throughput of a 4MHz Z-80



- 1K RAM
- 10K PROM space
- MONBUG II monitor included
- 2400 baud cassette interface
- 20 I/O lines
- RS-232 level shifters
- Real time clock
- DMA
- Parallel keyboard input
- Memory-mapped video output
- Fully S-100 compatible (including 8080 type I/O)
- A complete system, ready to use.

MD-690a Single Board Computer  
\$ 239 kit      \$299 assembled

Please rush the following:

- CPU Card (kit)
- CPU Card (assembled)

Name \_\_\_\_\_  
Address \_\_\_\_\_  
Company \_\_\_\_\_  
City \_\_\_\_\_  
State/Zip \_\_\_\_\_

MicroDaSys, P.O. Box 36051  
Los Angeles, CA 90036  
(213) 935-4555

CA residents add 6%

S-100 Compatibility.  
6809 Computability.

# Our MacroFloppy™ goes twice the distance. For \$695.



Introducing the Micropolis MacroFloppy™:1041 and :1042 disk drive sub-systems. For the S-100/8080/Z-80 bus. Packing 100% more capacity into a 5 1/4-inch floppy disk than anyone else. 143K bytes, to be exact. For as little as \$695.

The MacroFloppy:1041 comes with the Micropolis Mod I floppy packaged inside a protective enclosure (without power supply). And includes an S-100 controller, Interconnect cable, Micropolis BASIC User's Manual. A diskette containing Micropolis BASIC, and a compatible DOS with assembler and editor. The :1041 is even designed to be used either on your desk top, or to be integrated right into your S-100 chassis.

The MacroFloppy:1042 comes with everything the :1041 has, and more. Such as d.c. regulators, its own line voltage power supply, and, to top it off, a striking cover. Making it look right at home just about anywhere.

Both MacroFloppy systems are fully assembled, tested, burned-in, and tested again. For zero start-up pain, and long term reliability. They're also backed up by our famous Micropolis factory warranty.

And both systems are priced just right. \$695 for the MacroFloppy:1041 and \$795 for the MacroFloppy:1042.

You really couldn't ask for anything more.

At Micropolis, we have more bytes in store for you.

For a descriptive brochure, in the U.S. call or write Micropolis Corporation, 7959 Deering Avenue, Canoga Park, California 91304. Phone (213) 703-1121.

Or better yet, see your local dealer.

## MICROPOLIS™

More bytes in store for you.

## Concerning User's Manuals

H Edgar Coburn  
Structural Engineer  
3560 Albatross St  
San Diego CA 92103

In my opinion, many engineers are incompetent when it comes to transmitting information to anyone not already trained in their particular specialty. (I, myself, am wondering if I'm getting *this* message across.) Engineers, who generally are not human oriented, excuse the obscurity of their communications by charging that the other person (*not* one of their compatriots, obviously) is not too bright. Unfortunately, there is just enough truth in this assumption to convince most engineers that there is no need to undertake the drudgery of learning how to be lucid — nothing is so easy as adjusting facts to fit opinions.

It is clearly apparent that if engineers are no more obscure in discourse than other people, then I don't have much of a point. So, before plunging into the real subject of this article, let's examine this question with respect to one particular feature involved in the process of transmitting information to others — namely, indices. Information that is not accessible, or that is accessible only with

excessive difficulty, is not of much practical value.

In connection with another project, I made a statistical study of the indices of the nonfiction books available in a large public library. I found that the average amount of space devoted to indexing was approximately 1.8% of the total number of pages in a book. Indices varied in size from 0 to more than 7% of the book pages. While it is evidently true that index length is no measure of index quality, it is equally apparent that a short index is limited in the amount of information that it can transmit.

Engineering books, despite the complexity of their subject matter, have less indexing (at an average of 1.3%) than nonfiction books in general. On the other hand, science books, properly reflecting the complexity of their subject matter, have more indexing (at an average of 2.4%) than nonfiction books in general.

Unfortunately, many instruction manuals for computers have been written by engineers. It may well be that the obscurity of computer manuals has a substantial effect on personal computer sales. It is even conceivable that literally thousands of intelligent, educated people, those who might benefit from the possession of a personal computer, are "turned off" when they see



# MetaFloppy™ goes beyond.

The Micropolis MetaFloppy™ gives you more than four times the capacity of anyone else's 5¼-inch floppy. Because it uses 77 tracks instead of the usual 35.

The field-proven MetaFloppy, with thousands of units delivered, comes in a complete family of models. And, like our MacroFloppy™ family of disk drives, MetaFloppy is designed for the S-100/8080/Z-80 bus.

For maximum capacity, choose our new MetaFloppy 1054 system. Which actually provides you with more than a million bytes of reliable on-line storage. For less money than you'd believe possible.

The MetaFloppy 1054 comes complete with four drives in dual configuration. A controller. Power supply. Chassis. Enclosure. All cabling. A new BASIC software package. And a DOS with assembler and editor. There's even a built-in Autoload ROM to eliminate tiresome button pushing.

If that's more storage than you need right now, try our MetaFloppy 1053, with 630,000 bytes on-line. Or our MetaFloppy 1043, with 315,000 bytes on-line. Either way, you can expand to over a million bytes on-line in easy stages, when you need to. Or want to.

In other words, if your application keeps growing, we've got you covered. With MetaFloppy.

The system that goes beyond the floppy.

For a descriptive brochure, in the U.S. call or write Micropolis Corporation, 7959 Deering Avenue, Canoga Park, California 91304. Phone (213) 703-1121.

Or better yet, see your local dealer.

**MICROPOLIS™**  
More bytes in store for you.



some of the instruction manuals published by computer manufacturers. If the reader is skeptical on this point, let him compare the average personal computer user's manual with a really good manual, such as the one supplied with Hewlett-Packard's HP-67 calculator.

Suppose that in a given year 10,000 people are turned away from personal computers by the paucity of lucid manuals. (I'm safe here because no one really knows how many potential buyers don't buy.) And suppose that the average user investment in personal computers is (optimistically) \$4000. This means that the personal computer industry, with at least a few manufacturers and retail sellers on the ragged edge of solvency, may be needlessly driving no less than \$40,000,000 per year into other hands.

If all computer manufacturers were to test their manuals by having several intelligent, educated people try to operate the corresponding computer with nothing but the manuals for a guide, the results might be illuminating, or even startling to the manufacturers. Then, instead of assuming that these test users are clumsy, it might be helpful to revise the manuals until they are lucid, not invincibly obscure.

I believe that the manufacturers will dis-

cover, if they actually make such a test, that the choice of a specific word is highly significant in the transmission of information. It makes a heap of difference whether one says, "Woman *and* child" or "Woman *with* child." It also makes a difference whether an engineer writes, ". . . *has* a directory entry" or ". . . *requires* a directory entry."

But most significant of all, many engineers seem to think that the reader needs little or nothing in the way of orientation. This, unfortunately, is not true. The reader of a manual needs to be led by the hand all the way—good writing typically provides such assistance. What often happens in practice is that the reader is given the brush-off, with the declaration that the manual assumes that the reader is acquainted with the subject. This is a luxury that the personal computer industry cannot afford.

Of course, it is perfectly reasonable to assume that the expectant owner of a personal computer should do a little studying of BASIC, for instance. The user definitely won't be harmed if he or she gets some idea of the general organization of a computer. But there is grave doubt that such training will aid the user noticeably in learning how, for example, to manage the disk file of some particular computer.

## 25 START-AT-HOME COMPUTER BUSINESSES

### In "Low Capital, Startup Computer Businesses"

CONSULTING • PROGRAMMING • MICRO COMPUTER OPPORTUNITIES • SOFTWARE PACKAGES • FREELANCE WRITING • SEMINARS • TAPE/DISC CLEANING • FIELD SERVICE • SYSTEMS HOUSES • LEASING • SUPPLIES • PUBLISHING • HARDWARE DISTRIBUTORS • SALES AGENCIES • USED COMPUTERS • FINDER'S FEES • SCRAP COMPONENTS • AND MORE . . .

Plus — ideas on moonlighting, going full-time, image building, revenue building, bidding, contracts, marketing, professionalism, and more. No career tool like it. Order now — if not completely satisfied, return within 30 days for full immediate refund.

• 8½ x 11 ringbound • 156 pp. • \$20.00

Phone Orders 901-761-9090



## DATASEARCH

incorporated

4954 William Arnold Road, Dept. B, Memphis, TN 38117

Rush my copy of "Low Capital Startup Computer Businesses" at \$20.

NAME/COMPANY \_\_\_\_\_

ADDRESS \_\_\_\_\_

CITY/STATE/ZIP \_\_\_\_\_

Check Enclosed     VISA     Master Charge

# \_\_\_\_\_ Exp. Date \_\_\_\_\_

## TRS-80 LEVEL II AND DOS

### COMMAND PROCESSOR 'COMPROC' \*\*\*NEW PRODUCT\*\*\*

Automatically load and execute any sequence of System and/or BASIC programs and data from power up.  
Command files created, saved, and edited in BASIC.  
Sophisticated options include interactive prompting and substitutional parameters. Allows non-computer personnel to easily execute programs.

### RENUMBER WITH 'REMODEL' - MERGE WITH 'PROLOAD'

REnumber any section or an entire program.  
MOve program segments. DElete program lines.  
All line references readjusted as required.  
COMBINE programs with renumber and merge.  
LOAD or SAVE any portion of program from tape.

### GENERAL SUBROUTINE FACILITIES 'GSF'

Collection of fast easy-to-use machine language routines.  
IN-MEMORY SORT with multiple variables and keys.  
SORT 1000 - Element array in 9 seconds.  
ARRAY read/write to tape, compress/uncompress/move data.  
SCREEN scrolling, save screen displays, and more

### DISK SORT PROGRAM 'DOSORT'

SORT/MERGE multi-diskette sequential files.  
MULTIPLE variables and keys. User input/output sort exits.  
Includes GSF machine language in-memory sort, etc. 32 or 48K.

### COPY SYSTEM TAPES WITH 'COPSYS'

Dealer Inquiries Invited

REMODEL	Order TS21D at \$24.95
REMODEL + PROLOAD	Order TS22D at \$34.95
GENERAL SUBROUTINE FACILITIES	Order TS25D at \$24.95
DISK SORT PROGRAM	Order TS26D at \$34.95
Must specify 16, 32, or 48K on above. System house discounts.	
COMMAND PROCESSOR (DOS ONLY)	Order TS27D at \$19.95
COPSYS (Not DOS)	Order TS24D at \$14.95
For TAPES that TEST best	Order 10 ea at \$14.95
<b>RACET COMPUTES</b>	Check. VISA. M/C. C.O.D.
702 Palmdale, Orange CA 92665	Calif. residents add 6% (714) 637-5016

Furthermore, such learning will be of no value at all in helping the hopeful beginning reader in remembering the casual comment, appearing many pages earlier, which mentions that control C is necessary whenever "2A00 hex" is transposed with M5700 in the . . . oh well, what does it matter? The point is that the novice computer owner needs guidance. Among other things, this means *examples, examples, and more examples*. Since the personal computer industry has not been overwhelmed by standardization, even the experienced computer user needs lucid, particular instructions when adapting to a new system.

One way to improve the situation is to have manuals written by those few engineers who have demonstrated a knack for putting ideas across. And since behavioral phenomena are complex, it is even better to engage the talents and specialized training of a psychologist. It is obvious to a psychologist that students need orientation and examples in order to develop skill in a reasonable time.

Unfortunately, it's one thing to observe a need and quite another to get action. I don't imagine for a moment that it is possible to get any action out of people without some kind of motivation. However, it should be noted that motivation techniques, like everything else, have changed remarkably over the years. In the 16th century, for instance, it was fairly common practice when a king was offended by some luckless peasant (or even by a nobleman) to have the offender bodily pulled apart by teams of Clydesdale horses (the kind that pull beer wagons). This sort of example was supposed to ensure a certain amount of respect for His Majesty. It was motivation that everyone could understand. Sadly, we're so civilized now that we can't use any of the old-time, sure-cure methods of motivation.

If engineers knew that the penalty for failure to be lucid was to be pulled apart by teams of draft horses, it might have a salutary effect on the writings of engineers. (If some computer engineers now think that I should be pulled apart by teams of draft horses, it clearly indicates that my writings are lucid. The readers get the message. Therefore I should *not* be pulled apart. Q.E.D.)

If a user's manual confuses intelligent people, it is not only unsatisfactory to the user, but damages the fortunes of manufacturers and retail dealers also, because poor documentation inhibits sales. Why should the manufacturers pay for full page color advertisements featuring their products, only to throw the benefits away by offering obscurely written manuals? There must be a better way. ■

# Double Sided Notes

Jonathan A Titus  
TYCHON Inc  
POB 242  
Blacksburg VA 24060

David Lamkins' article about printed circuit layout techniques "Designing With Double Sided Printed Circuit Boards" (March 1979 BYTE, page 94) described some techniques that shouldn't be used in good printed circuit board designs. The main problem is the *strategy* of designing the power and ground runs as the last step. Don't do it.

The power and ground runs should be designed first in the printed circuit board layout, and not last. Here is why.

- Power runs should be as wide as possible. It is difficult to make them very wide if you have to make them fit between signal runs, pins, etc.
- It will be almost impossible to add decoupling capacitors to power runs that snake through signal runs. Remember, you will need one decoupling capacitor per 7400 series integrated circuit in a good design.

- If the power runs are left until last, poor design takes over, making the designer seek ground and power connections wherever they are available. Potential differences often occur, and the circuit doesn't function. Ground loops are also a problem unless proper layout of power runs is observed early in the design.

Although the use of one colored pencil per side of the double-sided printed circuit board is noted, designers should try to keep the runs on one side oriented in a right-left fashion and those on the other side oriented in an up-down fashion. If this course is followed, problems such as those in Lamkins' figure 4 are avoided. Use of this technique also simplifies *problems* such as those shown in Lamkins' figure 3 design.

The article also mentions the use of a *dedicated through-hole*. This is a new one to me. I always thought that the holes on a printed circuit board were dedicated to something. If they weren't *dedicated*, there wouldn't be any need for them. What is a through-hole? I thought that holes went through something. Who knows, maybe some computerist will come up with a nested-hole; a small hole inside a bigger one. Best wishes.■

# Statistical Computations Recomputed

J G Bliss  
2141 Cumberland Av S  
Saskatoon, Saskatchewan  
CANADA S7J 1Z2

Alan B Forsythe, in his article "Elements of Statistical Computation," (January 1979 BYTE, page 182) states:

Several books of BASIC programs include the calculation of the standard deviation. Those I checked give the wrong answer for this set of data.

This is probably a result of the formula used in the article:

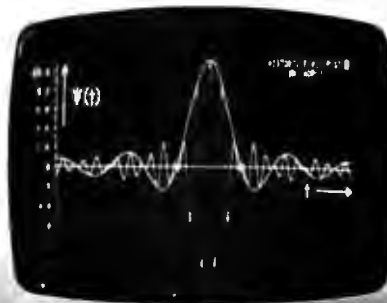
$$s = \sqrt{\frac{1}{N-1} \sum (X-\bar{X})^2} .$$

The usual formula for standard deviation is:

$$\sigma = \sqrt{\frac{1}{N} \sum (X-\bar{X})^2} .$$

The version given in the article is used when calculating standard deviation from a sample. (See for example *Handbook of Sampling for Accounting and Auditing*, 2nd edition, by Herbert Arkin, McGraw-Hill.)■

## Retro-Graphics™



**For your Dumb Terminal.** The Retro-Graphics PC card mounts easily in the Lear Siegler ADM-3A to provide you with an affordable graphics computer terminal.

### Features:

- Z-80 Based
- 512 by 250 Dot Matrix
- Simple Plug-in Interconnect
- Point Plotting
- Automatic Vector Generation
- Optional TEKTRONIX Software Compatibility

You will be impressed with the packaging, performance and price of the Retro-Graphics card. Write or phone today for complete specifications.

### DIGITAL ENGINEERING, INC.

1787 Tribute Road, Suite K  
Sacramento, CA 95815  
(916) 920-5600



## T.D.Q. TAPE DATA QUERY

PET-8 K      SOL-IIA      TRS-80-LEVEL II

**\*FILE MANAGEMENT SYSTEM**

—UTILIZES DUAL AUDIO CASSETTE RECORDERS

**\*INTERACTIVE QUERY LANGUAGE**

—ENGLISH-LIKE COMMANDS

—POWERFUL INFO RETRIEVAL CAPABILITY

**\*COMPUTERIZED BUSINESS & PERSONAL RECORDS**

—CUSTOMIZE YOUR OWN FILE STRUCTURES

—CREATE & MAINTAIN DATA FILES

—NO PROGRAMMING EXPERIENCE REQUIRED

**\*IMPLEMENTED IN BASIC**

**T.D.Q. CASSETTE WITH MANUAL & REF. CARD      \$50.00**

THE FOLLOWING PRE-DEFINED T.D.Q. FILE STRUCTURES ARE AVAILABLE TO SOLVE YOUR DATA PROCESSING NEEDS:


INVENTORY CONTROL	\$35.00
ACCOUNTS RECEIVABLE	\$35.00
ACCOUNTS PAYABLE	\$35.00
ORDER PROCESSING	\$35.00
CUSTOMER DIRECTORY	\$25.00
APPOINTMENT SCHEDULING	\$25.00

EACH WITH CASSETTE AND MANUAL

SEND SELF-ADDRESSED STAMPED ENVELOPE FOR  
COMPLETE SOFTWARE CATALOGUE.  
SEND CHECK OR MONEY-ORDER TO:

**H. GELLER COMPUTER SYSTEMS**  
DEPT. B, P.O. BOX 350  
NEW YORK, NY 10040

(NEW YORK RESIDENTS ADD APPLICABLE SALES TAX)



Alan Kaniss  
Vincent DiChristofaro  
John Santini  
1327 McKinley St  
Philadelphia PA 19111

The Great APL Contest —

After many trials and tribulations, we are happy to announce the winners of the *Great APL Contest* (August 1977 BYTE). The object of the contest was to create a usable APL interpreter.

The first place prize of \$1000 went to Alan Kaniss, Vincent DiChristofaro, and John Santini for their APL interpreter written in Pascal. This was the most complete interpreter we received.

The second place prize of \$500 went to two groups: the APL Committee of Texas A&M Microcomputer Club which submitted a club entry, and Stephanie Charles and Normand Berube who submitted a jointly written program. Both of these programs were for 8080 processor machines.

We thank all the people who entered the contest for the time they spent writing their interpreters, and we hope that they learned a great deal from the experience.

We used Michael Wimble's flowcharts (see "An APL Interpreter for Microcomputers," August, September, October 1977 BYTE) as generalized guidelines for our APL interpreter, rather than coding directly from them. We used most of his ideas on function implementation, table storage, input scanning, and statement parsing. There were a few minor errors in logic, but for the most part the flowcharts were clear and easy to work with. We expanded the interpreter to include functions to which Wimble made reference but did not flowchart — *inner product*, *outer product*, *catenate*, and *index-of*. We made the interpreter extremely portable by having the character set machine (as well as keyboard) independent. We accomplished this by having the program read in the installation's character set from a file at the start-up of the program.

### ED SMITH'S SOFTWARE WORKS

#### ANNOUNCES RRMAC

#### AN M6800 SYSTEM RELOCATABLE RECURSIVE MACROASSEMBLER & LINKING LOADER

**ATTENTION ALL PROGRAMMERS:** If you have been looking for an assembler with real macro capabilities, then **RRMAC** is the one for you.

Character replacement is the crux of macro expansion. **RRMAC** allows unlimited character replacement in any field of a macro model statement. **RRMAC**'s argument notation can specify replacement from any field, subfield, sublist or substring of the macro call statement. **RRMAC**'s set of macro directions supports both global and local set symbols. Set symbols can be based on either arithmetic expressions or character expressions. Macro model statements can determine attributes of set symbols or macro arguments. **RRMAC** allows macros to define new macros and to call other macros. Macro calls can be recursive, that is, a macro may call itself.

**RRMAC** contains a mini co-resident editor, allows spooling if desired, supports insert files, retains TSC Text Editor source code compatibility, plus many other programmer convenience features.

**RRMAC** can be furnished on cassette or mini-floppy in either SSB or Mini-Flex format. Comes complete with linking loader, Instruction Manual/Programmers Guide & an extensively commented assembly listing.

M68RR . . . cassette . . . \$160.00	A 6800 to 6809 cross assembler
M68RR-D . . . SSB disc . . . \$150.00	version of <b>RRMAC</b> will be
M68RR-F . . . FLEX disc . . . \$180.00	available in June.

Order directly by check or MC/Visa. California residents add 6% sales tax. Customers outside of U.S. or Canada add \$5 for air postage & handling.

Dealer inquiries welcome.

Ed Smith's **SOFTWARE WORKS**  
P.O. Box 339, Redondo Beach, CA 90277, (213) 373-3360

# THE TRS-80 ASSEMBLY LANGUAGE DEVELOPMENT SYSTEM. (A STEAL AT TWICE THE PRICE)

A short time ago, Microsoft introduced TRS-80 FORTRAN— a complete ANSI-standard FORTRAN with macro assembler, linking loader, and text editor, all for only \$350. **The response has been overwhelming.**

Many TRS-80 users even told us, "The assembly language development software alone is worth that price." We think they're right, of course, but we've made it an even better deal.

## **ANNOUNCING: THE TRS-80 ASSEMBLY LANGUAGE DEVELOPMENT SYSTEM FOR \$175.**

For half the price of the TRS-80 FORTRAN Package, you can buy the TRS-80 ASSEMBLY LANGUAGE DEVELOPMENT SYSTEM, including:

**EDIT-80** A fast, random access text editor that's easy to use and loaded with features. Lets you insert, replace, print or delete lines;

edit individual lines; renumber lines in a file; and find or substitute text.

**MACRO-80** The best Z80 assembler anywhere. MACRO-80 supports a complete Intel-standard macro facility plus many other "big computer" assembler features: comment blocks, octal or hex listings, 8080 mode, titles and subtitles, variable input radix (base 2 to base 16), and a complete set of listing controls.

**LINK-80** Loads your relocatable assembly language modules for execution and automatically resolves external references between modules.

**CREF-80** Gives you a complete dictionary of program symbols, showing where each is defined and referenced.

The Microsoft TRS-80 FORTRAN Package is still available for \$350. Or, for **HALF PRICE**, get the TRS-80 ASSEMBLY LANGUAGE DEVELOPMENT SYSTEM.

Either way, it's a steal.

TO: Microsoft, 10800 N.E. 8th, Suite 819, Bellevue, WA 98004

- Send me the works! TRS-80 FORTRAN Package for \$350.  
 Send me half the works! TRS-80 Assembly Language Development System for \$175.

Check enclosed     Master Charge     VISA

CARD NUMBER \_\_\_\_\_ EXP DATE \_\_\_\_\_

CARDHOLDER'S SIGNATURE \_\_\_\_\_

NAME \_\_\_\_\_

ADDRESS \_\_\_\_\_

CITY \_\_\_\_\_ STATE \_\_\_\_\_ ZIP \_\_\_\_\_



**Dealer Inquiries Invited**

## Tables

Rather than using Wimble's method of storing tables in arrays (variable table, value table, function table, token table), we took advantage of one of Pascal's data structures, the *linked list*. This offers two big advantages to the design of the interpreter:

- Array sizes do not have to be declared elsewhere in the program. There is no way of telling which tables will grow very large and which ones will stay small; this is dependent on the calculations being performed with the interpreter and will vary from one terminal session to another. With linked lists, storage allocation is dynamic and can be used for each table as needed (storage is taken from a common pool of storage reserved for linked lists).
- It is a simple procedure to de-allocate storage (using the standard function "dispose" in Pascal) so that it can be re-used by the program as needed. This helps to keep the size of the running program to a minimum.

## Values

We store all values as real numbers. We decided to do this based on the fact that although APL's data structures are weak (eg: reals and integers can be stored in the same array), Pascal's data structures are very strongly typed. Numbers are checked to be whole numbers (nonfractional) for

certain operations such as index generation (monadic iota) and reshaping (dyadic rho). Numbers are checked to be Boolean for such operations as *logical negation* (tilde), ANDs, and ORs.

*The Nybbles Library is an inexpensive means for BYTE readers to share some interesting but specialized forms of software. These programs are written by readers with small computers and printer facilities, and are therefore designed for particular systems. The algorithms and programming techniques in these programs can be directly used by readers with similar equipment, or can serve as an inspiration for improvisation on computers of different characteristics.*

*Potential authors of such programs should send us a self-addressed stamped envelope, with a request for a copy of our "Guidelines for Nybbles Authors." Payment for Nybbles items is based on sales and length of the item. Rates are set at the time of acceptance.*

*Nybbles Library programs are sent in listing form, printed on 8.5 by 11 inch paper on both sides. The Nybbles Library programs are 3 hole punched for collection in loose leaf binders, and come in an attractive folder which serves as a cover.*

*This month "An APL Interpreter in Pascal" (document # 109) has been added to the Nybbles Library. Use the coupon below to order your personal copy, at \$10.00 postpaid in USA or \$12.00 for overseas orders.*

---

Please send \_\_\_\_\_ copies of BYTE Nybble # \_\_\_\_\_ at \$ \_\_\_\_\_ postpaid.

Please remit in US funds only.

\_\_\_\_\_ *Check Enclosed*

*Bill my BAC #* \_\_\_\_\_ *Exp Date* \_\_\_\_\_

*Bill my MC #* \_\_\_\_\_ *Exp Date* \_\_\_\_\_

Name \_\_\_\_\_

Street \_\_\_\_\_

City \_\_\_\_\_ State \_\_\_\_\_ Zip Code \_\_\_\_\_

**BYTE Nybbles Library, 70 Main St, Peterborough NH 03458**

You may photocopy this page if you wish to keep your BYTE intact.



# TRS-80 SOLUTIONS!

\*\*\* L I = Level I \*\*\* L II = Level II \*\*\* D = Disk \*\*\* ALL THIS AND MORE!!! \*\*\*

## BUSINESS

**Appointment Log** by M. Kelleher Perfect for the professional. Accepts name and address, meeting start and endings, subject matter, derives elapsed time. For Level II, 16K \$9.95

**Payroll** by Stephen Hebbler Comprehensive 24 pg. manual with step-by-step instructions included in the package. Supports W2 and 941 information. D, \$59.95

**Mail List I** by Michael Kelleher is the economy model of disk-based mailing list programs. Uses a single drive and handles up to 1400 names per disk, plus provisions for sorting options. 16K, D \$19.95

## BIZ-80

The Business Software People®

Just about everything you need ... within 1 year, participants receive programming for Inventory, Accounts Receivable, Accounts Payable and General Ledger systems, plus Sales and Payroll. Complete documentation and software on diskette, \$200.00

**Mail List II** by BIZ-80 Complete mail list system for dual disk. Enter, update, merge, sort, and print mailing labels. D, 32K \$99.95

**Small Business Bookkeeping** by Roger W. Robitaille, is based on the Dome Bookkeeping Journal, sold for years in stationery and discount outlets. Level II, 4K with (\$22.00) or without (\$15.00) Dome journal.

**Inventory System II** by BIZ-80 Proper inventory management is the backbone of a profitable business, yet it's very difficult to keep current on price increases, shrinkage, low-on-stock items, profitable items versus losers, without an efficient and prompt method of surveying your inventory levels at any given time. This program can help you to achieve optimal management — it can handle up to 1,000 items on one disk; each additional disk can handle another 1,000 items. With Documentation, \$150.00

**Inventory S** by Roger W. Robitaille, Sr. 240 stock items can be contained using the full 6 data areas and 2 pieces of alpha information. Level I or II, 16K \$25.00

**Inventory II.2** Disk based program allows for creation, maintenance and review of over 2,000 items per clean diskette. Operates under Disk BASIC, DOS 2.1 with minimum memory allocation. D, \$59.95

## ST 80 - SMART TERMINAL

Lance Micklus

Turns your TRS-80 into a computer terminal. Features include CONTROL key, REPEAT key, ESC key, RUN key and a functioning BREAK key. Lets you list incoming data on line printer. Reprogram RS-232-C switches from keyboard, making baud rate changes simple. Level II, 16K \$49.94

**Text-80** by Frank Rowlett Fully-documented text processing system for disk. Create, edit, move, delete, insert, change, print words or lines. D, 32K \$59.95

**KVP Extender** by Lance Micklus Corrects keyboard bounce, upper case lock, permits use as a terminal, screen printing. On tape (\$24.95) or disk (\$29.95)

**8080-Z80 Conversion** by M. Kelleher Permits you to enter 8080 codings and returns the Z80 equivalent. L II, 16K \$15.00

**Basic Statistics** by Steve Reisser Pearson product-movement correlation coefficient, chi-square, Fisher T-test, sample analysis of variance, Z-scores and standard scores, with a random number generator built in to simulate data. L II, 16K \$20.00

**Renumber** by Lance Micklus Complete user control over which lines are renumbered, and how, including all GOSUB's and GOTO's. Specity 4, 16, 32, or 48 K version when ordering. Operates in Disk mode. L II, 4 through 48K, \$15.00 Source Listing, \$20.00 All 4 versions on disk, \$25.00

## NEWDOS

Apparat

**DISK ERROR SOLVED!** Stop blaming your drive, fix your DOS with NEWDOS: an enhanced disk-operating system capable of correcting over 70 errors in TRSDOS 2.1 to improve reliability, and key bounce, enable DOS commands to be called from BASIC and much more! Available NOW for 16K systems with a minimum of 1 disk drive. \$49.95

## ACTION GAMES

**Slalom** by Denslo Hamlin Choose between Slalom, Giant Slalom and Downhill. Level II, 16K \$7.95

**X-Wing Fighter** by Rev. George Blank Put yourself into the cockpit of this fighter. Extensive use of INKEY function puts all ship controls at your fingertips without hitting ENTER key. Long range sensors warn of approaching aircraft prior to visual contact. Level II, 16K \$7.95

**Air Raid** by Small System Software High speed machine language program with large and small aircraft flying at different altitudes. Ground-based missile launcher aimed and fired from keyboard. Planes explode when hit, cause damage to nearby aircraft. Score tallied for hits or misses. Level I or II, 4K \$14.95

**Batter Up** by David Bohlke Level II, 16K \$5.95

**Ten Pin** by Frank Rowlette A game of coordination, the scoring is true to the rules of the sport. Level II, 16K \$7.95

## ADVENTURES

Scott Adams

Feel as if you're manipulating HAL from 2001 when you play these games. Hardly any rules, finding out is part of the fun. Two adventures on 32K disk, \$24.95 Tape, one adventure on each tape - pirata or land - Level II, 16K \$14.95

## DOG STAR ADVENTURE

Lance Micklus

You're trapped aboard an enemy battleship ... can you find the gold, rescue the princess, discover the plans and safely escape? Level II, 16K \$9.95

**Amazin' Mazes** by Robert Wallace Ever-changing maze situation Level II, 16K \$7.95

**Sink 'UM** by Rev. George Blank L II, 4K \$4.95

**Breakaway** by Lance Micklus Level I or II, 4K \$4.95

**Treasure Hunt** by Lance Micklus Explore caves in search of twenty hidden treasures. L I or II, 16K \$7.95

**Kamikaze** by Russell Starkey Command your ship against attacking suicide planes. Machine language graphics make this fast and fun! L II, 16K \$7.95

## MISCELLANEOUS

**Diskettes Dyan** 104/1 Box of five, \$24.95 + \$1.00 shipping Verbatim, box of ten, \$34.95 + \$1.00 shipping/handling

**Z80 Instruction Handbook** by Scelbi Publ. \$4.95

**The BASIC Handbook** by Dr. David A. Lien \$14.95 + \$1.00 shipping/handling

## SIMULATIONS

**3-D Tic Tac Toe** by Scott Adams Three skill levels — author warns you to practice before tackling computer's third skill level. L I or II, 16K \$7.95

**Star Trek III.3** by Lance Micklus One of the most advanced Star Trek games ever written. Level II, 16K \$14.95

**End Zone** by Roger W. Robitaille, Sr. Authentic football simulation, right down to the 2-minute warning. Level I or II, 16K \$7.95

**Cribbage** by Roger W. Robitaille, Sr. You versus the computer cribbage played by standard rules. Level I or II, 16K \$7.95

**Bridge Challenger** by George Duisman You and the dummy play 4-person contract bridge against the computer. Level II, 16K \$14.95

**'Round the Horn** by Rev. George Blank You're the captain of a clipper ship racing from New York to San Francisco. Level II, 16K \$9.95

**Concentration** by Lance Micklus One of the most popular television games L I or II, 16K \$7.95

**Safari** by David Bohlke You're in the running for a film contract at a major Hollywood studio. To qualify, you must photograph the most wild animals in their natural habitat. Level II, 16K \$7.95

**Pork Barrel** by Rev. George Blank Places you in the shoes of an aspiring Congressman. L II, 16K \$9.95

**Backgammon** by Scott Adams Level II, 16K \$7.95

**Chess Companion** by M. Kelleher Combines chess clock features with ability to record your moves while action is fast and furious. Level II, 16K \$7.95

**Sargon Chess** by Dan & Kathe Spracklen Winner of the 1978 San Jose Microcomputer Chess Tournament Level II, 16K \$19.95

**Mastermind II.2** by Lance Micklus Lets you and the computer take turns making and breaking codes. Level II, 16K \$7.95

## PERSONAL

**RPN Calculator** by Russell Starkey A self-documenting calculator program. Uses Reverse Polish Notation with 4-level stack, 100 memories, scientific functions. Level II, 16K \$9.95

**Home Financial Management** by M. Kelleher Turns your computer into a personal financial advisor. Level II, 16K \$9.95

**Tarot** by Frank B. Rowlett, Jr. Probably the best future-gazing type program ever written. Try it — you'll like it! Level I or II, 16K \$9.95

**Ham Radio** by M. Kelleher Amateur frequency Allocations, ID Timer, Q-signal File, Amateur Log Routine, Propagation forecasting. L II, 16K \$9.95 Special Disk-enhanced version, 32K \$24.95

**Educator Assistant** by Steve Reisser Five programs of value to educators. Compute percentage, individual student averages, class averages, standard test scores, final grades. L II, 16K \$9.95 D, \$14.95

**Electronic Assistant** by John Adamson A group of 8 subprograms designed to solve problems such as tuned circuits and active and passive filters. L II, 16K \$9.95

**Personal Finance** by Lance Micklus 33 different budgets can be easily adapted by user to fit his individual needs. A 2-part program, entry and search. Level II, 16K \$9.95

**Advance Personal Finance** by Lance Micklus Same as above with advanced analysis routine. Supports Disk Files D, 32K \$19.95

**SOFTSIDE** Your BASIC software magazine Regular 1 year subscription - 12 issues - \$15.00

**PROG/80** For the serious programmer, from beginner to professional 1 year regular subscription - 4 issues - \$10.00


# TSE 1-603-673-5144

## TRS-80 Software Exchange

17 Briar Cliff Drive Milford, New Hampshire 03055



# Book Reviews



**The BASIC Handbook: An Encyclopedia of the BASIC Computer Language**  
by David A. Lien  
CompuSoft Publishing, San Diego CA, 1978  
360 pages, paperback  
\$14.95

The title of this book really should read *A Dictionary of the BASIC Computer Language*. It is laid out in a self-indexing format as an alphabetic listing of BASIC keywords (such as PRINT, GOTO, and INT) accompanied by a detailed explanation of the effect that the keyword has when used in a program. Operator symbols are also dealt with.

The description given for each keyword includes the following: introductory and descriptive remarks, a test program with a sample run to show how the machine should respond, helpful hints, variations in usage between different brands of computers or different implementations of the BASIC language, and cross-references to related keywords. Also included is a section called "If Your Computer Doesn't Have It." This section is of great value to readers who may have BASIC interpreters that lack certain features.

In many cases this section gives a subroutine which performs a function. These subroutines are similar in design to those which are found in the Radio Shack *User's Manual for Level 1 TRS-80 Microcomputer System*. In some cases a slightly modified algorithm is used for better accuracy. These subroutines are written in a form which transports well between different systems. (The similarity to subroutines in the TRS-80 manual, and a slight emphasis on TRS-80 BASIC, is not surprising. Dr. Lien is the author of the *TRS-80 Users Manual*.)

*The BASIC Handbook* is good within its limits. It will be a help to the beginning programmer, especially one trying to convert a BASIC program from one microcomputer system to another. When this novice programmer encounters a word with which he or she is not familiar in a program, the chances are that it is in this book, along with supplementary information,

A problem arises, however: not all features and differences between BASIC systems occur in the keywords. For example, the BASIC compiler offered by North Star Computers has several characteristics which differ from other BASIC systems. These include reversed use of commas and semicolons, and accessing of single characters from a string by subscript notation. The book could address the punctuation symbol usage, but it does not. The format does not provide a good section to discuss the subscript notation for strings or other differences of a similar nature.

The book in this edition is incomplete. Certain keywords do not appear. Notable by their absence are the string usage statements CHANGE and LINPUT; the special forms RESTORE\$ and RESTORE#; the matrix arithmetic operations (MAT C = A + B); the matrix initialization keywords (MAT C = ZER or CON or IDN); the matrix manipulation statements (MAT C = TRN(A) or INV(A), etc.); and most of the various statements for handling data files on mass storage devices.

Part of the reason for the above mentioned omissions is that most of the information presented in this book concerns microcomputer BASIC systems. In particular, the various Microsoft (MITS, Apple, Radio Shack, Commodore, Ohio Scientific) interpreters are well covered. Implementations of BASIC on minicomputers and large mainframes are somewhat neglected, however. They appear in the list on the inside back cover, but most of the more unusual features, those which are most likely to cause trouble, have not been included in this book.

The result of all this is that a person who wishes to convert a BASIC program from a large computer system to a small computer system will need to determine if the more specialized features of the "large" BASIC have been used. If they have, the programmer will need to consult the user's manual for the BASIC language as it works on the large source computer. Dr. Lien recognizes this, as he states in the introduction, "*The BASIC Handbook* is not a substitute for the manufacturer's manual which accompanies each computer. It is a supplement."

# «« I SMELL A WUMPUS!!! »»»

## ...SHOOT or MOVE?

ISBN 0-931718-03-1

# \$6.00

Buy this book at your favorite computer bookstore or order direct from **BYTE BOOKS**.

Send 60¢ per book for postage & handling.




It's Jack Emmerichs' new book, 'Superwumpus', an exciting adaptation of the 'Wumpus' game for computer programmers. The cave system of the Wumpus is a dodecahedron, and you're the lost hunter who has to capture the Wumpus to lead you out. You'll have to hurry before your supplies are depleted, or before you're caught in a bat migration, a rock slide, or some other catastrophe.

Superwumpus is outstanding in the realm of computer games as being both challenging and enjoyable.

Superwumpus is programmed in both 6800 assembly language and Basic, and comes complete with source listings and bar codes.

Watch out for Superwumpus—  
It's addictively fun!



"BOOKS OF INTEREST TO COMPUTER PEOPLE"

70 Main Street, Peterborough, New Hampshire 03458



# FREE SOFTWARE!

FINALLY....

## PRACTICAL MICROCOMPUTER PROGRAMMING: THE Z80 by W.J. Weller

Here from W.J. Weller and Northern Technology Books is the third in the **Practical Microcomputer Programming** series. It is a comprehensive text covering assembly language programming for Z80 based microcomputers. The first 16 chapters cover Z80 programming comprehensively, from binary operations to interrupt handling. Included are chapters on moving data, logical and arithmetic operations, use of the stack, communications with the terminal, floating point arithmetic and graphic output. All programming techniques are illustrated with formal tested examples. An important feature of the book is that

it uses the universal standard 8080 mnemonics. This is of great help to users who are upgrading their machines and software to utilize the Z80 processor.

The last part of the book is software; an editor/ assembler which will run on any 8080 or Z80 machine and a debugging monitor.

Hardcover \$29.95



a quality assembler for the TRS-80\*

# FREE:

Send in the coupon supplied with the book and receive **FREE** the object programs of the editor/ assembler and debug on either **paper tape** or on **cassette tape for the TRS-80 microcomputer.** (Loads in Level I with 16K RAM or Level II.)

Both the book and software for only \$29.95!

## AN EDITOR/ASSEMBLER SYSTEM FOR 8080/8085 BASED COMPUTERS by W.J. Weller and W.T. Powers

This 148 page book contains complete information for initializing and using a powerful new editor/assembler and debugging monitor system, and the full SOURCE text of both. The assembler fully supports all Intel instruction mnemonics as well as the entire language used in **Practical Microcomputer Programming™: The Intel 8080**. The editor/assembler is resident in less than 8K RAM and will run on any 8080, 8085 or Z80 based computer with peripherals which transfer on a character basis or can be made to do so by buffering. The user supplies his or her own I/O drivers. The text editor is extremely simple to use and does not require irrelevant line numbers. Also included is a program to convert Processor Technology™ format tapes to a format usable by the editor/assembler.

This system is not the usual "quickie" software, riddled with errors and limitations, but a professionally created, thoroughly tested and debugged system. At \$14.95 it is the best software bargain you are ever likely to see.

**AND BY THE WAY...paper tape object copies of all this software are sent FREE to book purchasers when the coupon at the back of the book is returned to Northern Technology Books. 8 1/2" x 11". \$14.95**

- 8080/8085 editor/assembler object code on diskette for North Star disc systems. Only \$14.00
- 8080/8085 editor/assembler and debug source code for North Star disc systems. Only \$14.00
- Or both for \$26.00!

## PRACTICAL MICROCOMPUTER PROGRAMMING: THE INTEL 8080 by W.J. Weller, A.V. Shatzel and H.Y. Nice

Here is a comprehensive source of programming information for the present or prospective user of the 8080 microcomputer, including moving data, binary arithmetic operations, multiplication and division, use of the stack pointer, subroutines, arrays and tables, conversions, decimal arithmetic, various I/O options, real time clocks and interrupt driven processes, and debugging techniques.

This 306-page hardcover book is well worth its \$21.95 price and should be in every 8080 or Z80 user's library.

## PRACTICAL MICROCOMPUTER PROGRAMMING: THE M6800 by W.J. Weller

This second volume of the **Practical Microcomputer Programming** series addresses the problems of applications programming at assembly level for the M6800. In 16 chapters and more than 100 formal examples, the fundamental techniques of assembly level programming are applied to the solution of specific problems with the 6800. Nowhere theoretical, it is a thorough and detailed methods text for the beginning and intermediate application programmer using the 6800. \$21.95 hardcover.

\*A trademark of Tandy Corporation

- Also available is the editor/assembler object code for the Z-80 on diskette for North Star disc systems. Only \$14.00
- In addition, the editor/assembler and debug source code for the Z 80 are available on diskette for North Star disc systems. Only \$14.00
- Or both for \$26.00!

# BITS<sup>TM</sup> inc

25 Route 101 West,  
PO Box 428,  
Peterborough, NH 03458  
603-924-3355

Books to erase the impossible

Please send me the items checked below.

- Practical Microcomputer Programming — The Z80** (with choice of either FREE paper tape or FREE TRS-80 cassette when I mail coupon supplied with book) \$29.95
- Editor/Assembler System for 8080/8085 Based Computers** (with paper tape object copies of the software sent FREE when I mail coupon supplied with book) \$14.95
- Practical Microcomputing Programming — The Intel 8080** \$21.95
- Practical Microcomputing Programming — The M6800** \$21.95
- Editor/assembler object code for the Z 80 on diskette for North Star disc systems \$14.00
- Editor/assembler and debug source code for the Z 80 on diskette for North Star systems \$14.00
- SAVE \$2.00!** Both object code and source code for the Z 80 \$26.00
- Editor/assembler object code for 8080/8085 on diskette for North Star disc systems \$14.00
- Editor/assembler and debug source code for 8080/8085 on diskette for North Star disc systems \$14.00
- SAVE \$2.00!** Both object code and source code for 8080/8085 \$26.

Total enclosed \$ \_\_\_\_\_ (Please enclose 75¢ shipping/handling for each item ordered)

Check  Charge Card  Master Charge  Visa  
Card # \_\_\_\_\_  
Expires \_\_\_\_\_ Signature \_\_\_\_\_



Name \_\_\_\_\_

Address \_\_\_\_\_

City \_\_\_\_\_ State \_\_\_\_\_ Zip \_\_\_\_\_

Dial your charge card orders toll-free: 800-258-5477 Mon.-Fri 9 - 5 PM  
(In New Hampshire dial 924-3355)

You may photocopy this page

Dealer inquiries invited

Dr Lien treats the END statement in a way I dislike. He describes it only as a means of terminating program execution; whereas many computers use END as a means of indicating the end of the program text, and some systems use END as a marker for the physical end of file when a program is stored on a disk. Programmers treating END only as an execution terminator scatter ENDS throughout the program. If an unsuspecting user types in such a program on a system using END for end of file and saves it on a disk, he may lose the result of hours of work. I prefer the use of the STOP statement for terminating program execution other than at the end of the program.

I hope that BASIC experts will communicate with Dr Lien, to provide him with exact information concerning the more exotic features of the language. Then, perhaps, the second edition of this essentially helpful book can be more helpfully essential. All things considered, the book is a useful purchase, especially for the beginner, but I urge that it be improved. An improved version could truly require the appellation "encyclopedia."

Richard S Shuford  
Editor ■

### Structured Programming and Problem-Solving with Pascal

by Richard B Kieburtz

Prentice-Hall, Englewood Cliffs NJ 1978

365 pages paperback

\$10.95

Good habits appear to be in vogue for 1979. In programming, the good habits that we are suddenly hearing about are documentation, top-down design and bottom-up coding techniques, and the Pascal language. Richard B Kieburtz's book demonstrates the necessity of a firm grounding in the design and implementation of programs in order to cope with the complexity of today's programming problems.

The book is divided as follows: 45 percent Pascal, 45 percent structured design and programming techniques, and 10 percent theory (introductory material on computers that qualifies the book for use as a college textbook).

Pascal is largely defined and taught by the context of its use in solving problems such as determining the intersection of two line segments, writing a word processing program, and running a rabbit population simulation. Although there is an index of

## NO FRILLS! NO GIMMICKS! JUST GREAT DISCOUNTS MAIL ORDER ONLY

### HAZELTINE

1400 ..... \$ 679.00  
1500 ..... 995.00  
Mod 1 ..... 1495.00

### CENTRONICS

779-1 ..... 954.00  
779-2 ..... 1051.00  
700-2 ..... 1350.00  
761 KSR tractor ..... 1595.00  
703 tractor ..... 2195.00

### NORTHSTAR

Horizon I assembled... 1629.00  
kit ..... 1339.00  
Horizon II assembled... 1999.00  
kit ..... 1599.00  
Disk System ..... 589.00

### TELETYPE

Mod 43 ..... 995.00

### IMS

16K Static Memory... 459.95

### DIGITAL SYSTEMS

Computer ..... \$4345.00  
Double Density  
Dual Drive ..... 2433.00

### IMSAI

VDP 80/1000 ..... \$5895.00  
VDP 40 ..... 3795.00  
VDP 42 ..... 3895.00  
VDP 44 ..... 4195.00  
16K Memory assem... 399.00  
PCS 80/15 ..... 679.00

15% off on all other Im Sai products

### CROMEMCO

System III \$1000 off... 4990.00

10% off on all other Cromemco products

### TEXAS INSTRUMENTS

810 Printer ..... 1595.00

### CENTRONICS

Micro Printer ..... 495.00

Most items in stock for immediate delivery. Factory-fresh, sealed cartons.

**DATA DISCOUNT CENTER** P.O. Box 100

135-53 Northern Blvd., Flushing, New York 11354, 212/465-6609

N.Y.S. residents add appropriate Sales Tax. Shipping FOB N.Y.  
BankAmericard, Master Charge add 3%. COD orders require 25% deposit.

## Expand your TRS-80. Save \$100.

Meet the Vista V80 Mini Disk System. The perfect way to upgrade your TRS-80\* system. Inexpensively. (Our \$395.00 price is about \$100.00 less than the manufacturer's equivalent.) Here's how it can help you.

**23% more storage capacity.** Useable storage capacity is increased from 55,000 to 65,000 bytes on drive one.

**8 times faster.** While electronically equal to the TRS-80 Mini-Disk system, track-to-track access is 5ms versus 40ms for the TRS-80.

**Better warranty.** The V80 carries a 120 day warranty—longer than any comparable unit warranty available.

The Vista V80 Mini Disk System comes complete with Minifloppy disk drive, power supply, regulator board and case. And it's ready to run—simply take it out of the box, plug it in and you're ready to go.

# Vista

1320 East St. Andrews Place, Suite I  
Santa Ana, California 92705  
(714) 558-8813

**At Vista, we mean business.**

\*TRS-80 ©Tandy Corp.

## 'TINY' PASCAL

for

### TRS-80® & NORTH STAR®

Now you too can have Pascal! The Chung/Yuen 'Tiny' Pascal has been specially designed for TRS-80 & North Star owners. The full power & elegance of 'Tiny' Pascal is at your command. Programs written in 'Tiny' Pascal run at least 4 times faster than the same program in BASIC! 'Tiny' Pascal is also a great way to learn Pascal Programming, & fun too.

The minimum system requirements are: Level II, 16K for TRS-80, & 24K for North Star (specify single or double density).

#### SOURCE TOO!

But most important, you also get source to 'Tiny' Pascal written in Pascal with each purchase! You can even compile the compiler! (Requires 36K for North Star systems, & 32K, Level II for TRS-80). You can customize your own version, or just use it the way it is.

'Tiny' Pascal is a subset of Standard Pascal & includes:

RECURSIVE PROCEDURE/FUNCTION, IF-THEN-ELSE, REPEAT/UNTIL, 'PEEK & POKE', WHILE, CASE, & MORE!

Also you can save & load programs.

You get all this & more, plus a user's manual for \$40.00.

available from:

# SUPERSOFT

P.O. Box 1628  
Champaign, IL 61820  
(217) 344-7596

All orders pre-paid, Illinois residents add 5% sales tax

At last a

# DICTIONARY

for

## TRS-80

### 6000 words in 12K!

A selection of 6,000 words (no definitions!) up to 9 letters long, with an average length of over 5 letters. Indexed by first, second and last letter. Answers the vital question — what word has a first letter of U, a third of G and a last of T? Great for Scrabble or crosswords or your own word games. Each word has a two byte code; handy for text compression too. Requires 16K Level II.

## \$14.95 U.S. (\$17 CDN)



### HEXAGON SYSTEMS

P.O. Box 397, Station A  
Vancouver, B.C. V6C 2N2 Canada

Pascal terms pointing back to the text, many of these terms are not defined in sufficient detail to help debug a Pascal program. The book is readily understandable to anyone unacquainted with the language, but it should not be used as the sole reference book on Pascal as it describes a generalized Pascal that manipulates both character and numeric variables. Specifically, it does not mention some of the more advanced UCSD (University of California at San Diego) extensions to Pascal.

The concept that is the cornerstone for both the theory and implementation of structured techniques in this book is known as "design by stepwise refinement." This automatically implies two techniques that I find best for problems of any complexity: top-down design and bottom-up coding. Top-down design (breaking a problem into manageable subproblems) produces a modular program that can be easily modified. Bottom-up coding (writing the code for every subproblem before writing the code that uses them) avoids the problem of having to rewrite the high level routines to add something that you found you needed at a later date. Kiebertz uses a relatively new flow-chart-like notation that depicts the fundamental structured programming constructs (*do-while*, *repeat-until*, *sequence*, *if-then-else*, and *case*) in a way that is both graphic and intuitively understandable. For example, the body of a *do-while* clause is a rectangle bordered on the left and top by an L-shaped piece that describes the *while* condition for repeating the block.

The book also introduces several of the better known algorithms and ideas in computer science: the linear interpolation and binary search methods of extracting roots, Gaussian elimination to solve simultaneous equations, backtracking trial and error methods (to solve the eight queens problem), and several simulation examples. The final chapter, "How Does the Computer Work?," deals with binary numbers, machine language, and computer architecture. It is obviously there to catch a larger slice of the textbook market.

All in all, this book is reasonably priced and well worth the money. It is a good introduction to Pascal (but only that), and it exposes the reader to good programming habits on all levels. I wish that I had been exposed to this kind of book when I was learning to program.

Gregg Williams  
1605 Eastmoreland #3  
Memphis TN 38104



**Revolution in Miniature**

by Ernest Braun and Stuart MacDonald  
Cambridge University Press, 1978  
231 pages hardcover  
\$16.95

The invention of the transistor was not a fortuitous accident of pure research. It had been sought for years before its actual invention. A working (though impractical) solid state amplifier had been demonstrated as early as 1933, and in 1939 Dr William Shockley tried to put a "grid" in a copper oxide rectifier. It didn't work. When developments in physics finally permitted its invention, the transistor principle was identified within weeks by Bell Laboratories, Purdue University, and a French team, all working independently.

These are some of the fascinating, amusing, and always factual incidents related in *Revolution in Miniature*. The book traces the history of solid-state electronics from the coherer (the first solid-state electronic device) to large scale integration. One of the authors is a historian, the other is a physicist, and I can't think of a better combination for this endeavor. The flair that these two British authors exhibit with their command of the English language provides a force of expression seldom seen in a technical book.

As the publisher states, "Semiconductor electronics' . . . effect on life in the second half of the twentieth century can hardly be overestimated." Solid-state technology has made possible things that were never before envisioned, yet in the beginning the transistor was seen, even by its developers, as a mere substitute for the triode tube (or "valve," as described herein). The later, more successful transistor types were often electrically inferior to the fragile, lab assembled models and were adopted only in the interests of cheap, uniform mass-production. Early integrated circuits contained a lot of hand labor, and digital electronics as we know it today resulted from attempts to minimize the passive components needed in earlier analog circuitry.

The book is heavily footnoted and the bibliography is impressive. Aside from entertainment value, the historical data is well-worth having for reference. You will find answers to such questions as: who developed which manufacturing techniques; which key people spun a new company off from an established one; why Silicon Valley is what it is; and which bar is the scene of employee and information swapping. It's a lot like reading someone's diary.

## CATCH THE S-100 INC. BUS!



	LIST PRICE	OUR SPECIAL CASH PRICE
S.D. Versafloppy Disk Controller Kit	159.00	135.00
S.D. Expandoram 32/64K Memory Kit	141.00	120.00
Imsai M10 Multiple I/O Interface Kit	195.00	166.00
Anadex Model DP8000 U/L Case Printer w/RS232	995.00	850.00
SSM I/O 4 Parallel & Serial Interface Kit	149.95	128.00
Xitan Z-80 ZPU Factory Assembled and Tested	199.00	170.00

Call for Our Prices on:  
Cromemco, IMSAI, Vector Graphic, North Star, Sanyo,  
Hazeltine, IMC plus Most Other Major Lines.

Subject to Available Quantities • Prices Quoted Include Cash Discounts  
Shipping & Insurance Extra.

Bus. . . **S-100, inc.**  
Address. . . **7 White Place**  
**Clark, N.J. 07066**  
Interface. . . **201-382-1318**

WE SHIP FROM STOCK EVERYTHING FACTORY FRESH, FULLY WARRANTED  
**WE ARE KNOWN FOR OUR PROMPT, COURTEOUS SERVICE**  
**TELETYPE MODEL 43 TTL** ..... \$985  
**RS232** ..... \$1,085  
(We stock Teletype Paper and Ribbons)

**DEC LA 34**

High quality, hard copy, dot matrix printer. Plug compatible substitute for the Teletype 43. RS232 included at no extra cost ..... \$1,159

**HAZELTINE 1500** assembled ..... \$945  
1510 ..... \$1,085

Also available with French, German or Danish character sets.

**MARINCHIP SYSTEMS M9900 CPU**

The Complete, Compatible 16 bit CPU for the S-100 Bus

	<b>Kit</b>	<b>Assembled</b>
M9900 (includes software) .....	\$550	\$700

We configure systems to suit your individual requirements.

**MODEM**

Originate/Answer. The "CAT" from Novation ..... \$190

**HARD DISK CONTROLLER** From Konan ..... \$1,550  
S-100 compatible; plugs into S-100 mainframe, controls 1-4 drives.

*We Also Carry:*

- PER SCI • FUJITSU HARD DISK DRIVES • TEI MAINFRAMES •
- TARBELL CONTROLLERS • INTERTUBE • SOROC •
- IMS AND OTHER MEMORIES • TELL US OF YOUR NEEDS •
- WE CAN OBTAIN MANY ITEMS AT LOW COST •

*To Order:* \$10 shipping for Terminals. \$3 shipping for other items. 24 hr. shipping upon receipt of certified check or money order. Personal checks: allow 10 days. Credit cards: 4% charge. NY residents add tax.

**\* WE EXPORT TO ALL COUNTRIES \***

**OVERSEAS CALLERS USE (212) 448-6298 ONLY**

**WE CAN ADAPT MOST EQUIPMENT FOR 220v, 50Hz**  
We have no reader inquiry number. Please call or write.

**JOHN D. OWENS ASSOCIATES, INC.**

147 NORWOOD AVENUE  
STATEN ISLAND, NEW YORK 10304

DAY, EVENING, WEEKEND, HOLIDAY CALLS WELCOME!

**(212) 448-6283**

**(212) 448-6298**



## Trans-Data Corporation

### ANNOUNCES MICROCOMPUTER SOFTWARE FOR APPLE II, NORTH STAR, & OHIO SCIENTIFIC USERS

#### APPLE II

- \*FILE MANAGEMENT SYSTEM (32 K) ..... \$60.00  
It's used to create, add, change or delete data records on disk. Includes label printing & mailing list.
- \*WORD PROCESSOR (32 K) ..... \$60.00  
Disk based word processor includes upper & lower case plus complete printer control and more.
- \*STEP by STEP (16 K) ..... \$39.95  
(add \$10.00 for disk version)  
Computer Basic course in 20 lessons, 10 quizzes & final test.

#### NORTH STAR

- \*INVENTORY ..... \$25.00
- \*MEDICAL BILLING ..... \$25.00
- \*PAYROLL ..... \$25.00
- \*COMPLETE BUSINESS PACKAGE

#### OHIO SCIENTIFIC (All Series)

- \*GAMES\*SMALL BUSINESS PACKAGES
- \*EDUCATIONAL SOFTWARE

We have the most sophisticated library of software for these microcomputers in stock. Send \$1.00 for software catalog or call our toll free number (800) 327-8455.  
Please specify disk or tape version.

**Trans-Data Corp.**  
161 Almeria Avenue, Suite 100-E  
Coral Gables, Florida 33134

*Revolution in Miniature* is a must as a historical reference, and great reading for both electronics types and those who don't care about how things work. It provides first class nostalgia for the old-timers who actually remember using crystal sets, who remember when tubes "went miniature," and who have tried to make equipment smaller by simply cramming conventional parts closer together. As the authors state, at one time it was theoretically possible to achieve a parts density of 1000 per cubic foot, but in practice the heat wouldn't permit it. Our thanks are due to all of those pioneers who made this remarkable revolution possible.

Ernie Brooner  
COMLABS  
POB 236  
Lakeside MT 59922

#### How to Program Microcomputers

by William Barden Jr  
Howard W Sams and Co, Indianapolis 1977  
256 pages paperback  
\$8.95

*How to Program Microcomputers* is an introduction to machine language programming for the 8080, the 6800, and the 6502 microprocessors. The only other book I have seen that attempted to teach programming for a group of microcomputers did so by presenting all problems in a superset of the PL/M language. This book takes a different approach, and uses the assembler mnemonics for each of the processors discussed.

The book begins with an introduction to microcomputers: what they are, how they operate; and an introduction to alternative processor architectures. The structures of the 8080, the 6800, and the 6502 are described, then alternatives for addressing, memory access, stack manipulation, I/O (input/output) operation and interrupt processing are introduced. Each topic is illustrated with features from the applicable microprocessor.

The next part of the book deals with programming techniques. Data movement, arithmetic operations, multiple precision arithmetic, branching, indexing, subroutines, stack operations, table operations, list processing, bit manipulation, decimal and floating point arithmetic, and I/O are discussed, as well as how to put all of these elements together. As before, examples are given for each processor.

## TRS-80 means business! ! ! ...with CP/M, CBASIC2, & applications software.

CP/M ("the software bus") & CBASIC2 (the standard for business software) bring new power and versatility to the TRS-80 for practical use.

- CP/M Operating System (w/Editor, Assembler, Debugger, Utilities & 6 manual set) ..... \$150
- CBASIC2 Compiler (w/manual) ..... \$ 95
- DESPOOL Print Spooler (w/manual) ..... \$ 75

- \*Osborne & Assoc. PAYROLL W/COST ACCTNG ..... \$250
- \*Osborne & Assoc. ACCTS. RECEIVABLE & ACCTS. PAYABLE ..... \$250
- \*Osborne & Assoc. GENERAL LEDGER ..... \$250

\*=CBASIC2 source programs; add \$15 (each) for applicable O & A book.

- APH - Self-administered Automated Patient History ..... \$175

Write/call for additional software available & FREE "CP/M Primer".

CA residents add 6% tax. Visa, M/C, M/O, Check OK.



CYBERNETICS (714) 848-1922

8041 NEWMAN AVENUE • SUITE 208 • HUNTINGTON BEACH, CALIFORNIA 92647

The last part of the book provides standard algorithms for each machine. Twenty different building blocks (most of which belong in any good monitor) are given for each processor. Appendices summarize the instruction sets.

There are three groups of people who might be interested in this book. The first group is composed of anyone becoming acquainted with microcomputer technology who wants an overview of the main processors in present hobbyist use. The second group is composed of people who already have a machine and who want good standard routines. The third group (in which I am included) consists of those hobbyists who have a machine and who would like to see how other processors operate. While I would certainly never trade my Z-80 for any of the processors illustrated in the book, it is good to know how the rest of the world operates.

John A Lehman  
716 Hutchins #2  
Ann Arbor MI 48103#

If you need Business Reports with fancy frills you have the wrong company. We don't put these in our Software or our Ads. Both cost **\*\*\* You \*\*\* Money.**

But if you need solid, Down-To-Earth Software for your North Star, Imsai, or other low cost Data Processing System written in Microsoft Basic or Cbasic including GL, AR, AP, Inventory, Payroll, Mailing List and Fixed Asset Accounting then you **\*\*\* Do \*\*\*** have the right company.

GIVE US A TRY - WE KNOW YOU'LL BE GLAD YOU DID

We honor **Visa** and **Mastercharge**

*Aaron Associates*

102 Avenida Dela Estrella  
Suite 208  
San Clemente, CA 92672  
(714) 492-7633

## You can use the versatile new BETSI to plug the more than 150 S-100 bus expansion boards directly into your PET\*!

On a single PC card, BETSI has both interface circuitry and a 4-slot S-100 motherboard. With BETSI, you can instantly use the better than 150 boards developed for the S-100 bus. For expanding your PET's memory and I/O, BETSI gives you the interface. The single board has both the complete interface circuitry required and a 4-slot S-100 motherboard, plus an 80-pin PET connector. BETSI connects to any S-100 type power supply and plugs directly into the memory expansion connector on the side of your PET's case. And that's it. You need no additional cables, interfaces or backplanes. You don't have to modify your PET in any way, and BETSI doesn't interfere with PET's IEEE or parallel ports. And when you want to move your system - BETSI instantly detaches from your PET.


BETSI is compatible with virtually all of the S-100 boards on the market, including memory and I/O boards. BETSI has an on-board controller that allows the use of the high-density low-power "Expandoram" dynamic memory board from S.D. Sales. This means you can expand your PET to its full 32K limit on a single S-100 card! Plus, you won't reduce PET's speed when you use either dynamic or static RAM expansion with BETSI. Additionally, BETSI has four on-board sockets and decoding circuitry for up to 8K of 2716-type PROM expansion (to make use of future PET software available on PROM). BETSI jumpers will address the PROMs anywhere within your PET's ROM area, too.

The BETSI Interface/Motherboard Kit includes all components, a 100-pin connector, and complete assembly and operating instructions for \$119.


The Assembled BETSI board has four 100-pin connectors, complete operating instructions and a full 6-month Warranty for just \$165.

### FORETHOUGHT PRODUCTS

87070 Dukhojar Road #K  
Eugene, Oregon 97402  
Phone (503) 485-8575.



*BETSI is the new Interface/Motherboard from Forethought Products—the makers of KIMST\*—which allows users of Commodore's PET Personal Computer to instantly work with the scores of memory and I/O boards developed for the S-100 (Imsai; Altair type) bus. BETSI is available from stock on a single 5 1/2" x 10" printed circuit card.*



*BETSI is available off-the-shelf from your local dealer or (if they're out) directly from the manufacturer.*

Ask about our memory prices, too!

\*PET is a Commodore product

**MAIL ORDERS ARE  
NORMALLY SHIPPED  
WITHIN 48 HOURS.  
VISA AND MASTER-  
CHARGE ORDERS ARE  
BOTH ACCEPTED.**

©1978 Forethought Products



# Programming Quickies

Alan R Miller  
New Mexico Tech  
Socorro NM 87801

```
10 REM TEST FACTORIAL SUBROUTINE
20 INPUT "FACTORIAL OF ";X:GOSUB 5000
30 PRINT "THE FACTORIAL OF ";X;" IS ";G
40 GOTO 20
5000 REM GAMMA FUNCTION G(X)
5010 Y0=X+1:Y=Y0+5:Y2=Y*Y*30:Y1=SQR(2*3.14159/Y*Y↑1)
5020 G=Y1*EXP((1-1/(30*Y2))/(12*Y)-Y)/Y0
5030 FOR I=1 TO 4:G=G/(Y0+I):NEXT:RETURN
OK
```

Listing 1: BASIC program for determining factorials using the gamma function.

```
      RUN
FACTORIAL OF ? 2
THE FACTORIAL OF 2 IS 2.00001
FACTORIAL OF ? 3
THE FACTORIAL OF 3 IS 6.00003
FACTORIAL OF ? 4
THE FACTORIAL OF 4 IS 24.0001
FACTORIAL OF ? 5
THE FACTORIAL OF 5 IS 120.001
FACTORIAL OF ? 8
THE FACTORIAL OF 8 IS 40320.1
FACTORIAL OF ? 12
THE FACTORIAL OF 12 IS 4.79001E+08
FACTORIAL OF ? 16
THE FACTORIAL OF 16 IS 2.09228E+13
FACTORIAL OF ? 20
THE FACTORIAL OF 20 IS 2.43292E+18
```

Listing 2: Sample run of the factorial program. Notice that the answers are not exact. The truncated integer portions of the smaller results are exact factorials; as the factorials grow in size, the result quickly exceeds the precision of the floating point representation of the numbers.

## BASIC Factorials

Here's another function to add to your BASIC, a factorial calculator. The factorial of a number X is equal to X times X-1 times X-2 etc down to one and is represented by X!. Thus 4! is 24. For large values of X, Stirling's approximation can be used to find the gamma function which is readily converted to the factorial by the relation:

$$X! = \Gamma(X + 1)$$

To find the factorial of X with the BASIC program shown in listing 1, execute a jump to subroutine at line 5000. On return, the factorial of X will be in G. If for some reason the gamma function itself is wanted, remove the first statement from line 5010 and GOSUB 5000 with the argument in Y0.

The subroutine works by finding the gamma function of a number six values larger than the argument:

$$\begin{aligned} X! &= \Gamma(X + 1) \\ (X + 5) &= \Gamma(N) \\ &= \sqrt{2\pi/N} N^N \\ &\exp\left(\frac{1}{12X} \left(1 - \frac{1}{30X^2}\right) - X\right) \end{aligned}$$

$$\Gamma(X) = \Gamma(N) / (X(X + 1)(X + 2)(X + 3)(X + 4))$$

This function is only approximate, as can be seen in the sample run of listing 2. The returned value should be rounded to the nearest integer. ■

## THE MICRO WORKS

## MOTOROLA M6809 EMULATOR

- DS-80 S-100% compatible video digitizer with 256 x 256 resolution & 64 levels of grey scale \$349.95
- DS-6B The same item for the SS50/6800 buss \$169.95
- MPRINT 6800 Driver software in 2708 for Malibu 160 printer Wiring diagram included. \$39.95
- BIOPIC Complete Biorhythm and Computer Portrait Software in 2708S for Malibu printer, DS-68 and SWTPC 6800 computer \$175.00
- PSB-08 Prom system board with 8K of 2708 and 1K ram for all SS-50 Computers. \$119.95

### Smoke Signal Disk Users! Run Mixed 5 and 8 Inch Drives

The Disk Mixer is a retrofit kit for Smoke Signal Disk controller boards capable of driving either 5 in. or 8 in. disks that allows the user to mix drive sizes. DM-85 allows any configuration of 5 in. and 8 in. drives to be user defined, and provides the appropriate clock signals for the disk being accessed. This is a kit, and is not recommended for those without hardware experience.

\$38.95

### Run 6809 software before the chip is available!

E6809 is a 6800 machine language program that emulates all of the functions of the Motorola 6809 third generation micro-processor. Developed for use on any SS-50 computer system, the program allows software development and debugging prior to 6809 availability. The 3 K byte program is complete with a 6809 mini-monitor for ease of use, and on source listing. Available in Smoke Signal or Flex format disk, or cassette tape. \$49.95

\*See Byte, Jan., Feb., Mar., 79

Master Charge  
and  
BankAmericard

P.O. BOX 1110 DEL MAR, CA. 92014 714-756-2687

# An 8080

## Free Memory Search

William M Hand  
18660 Arden Av  
Brookfield WI 53005

Since my computer system is continually in a state of flux, I sometimes lose track of the addressing for the various memory boards. To eliminate the hunt-and-peek method of locating unprotected memory blocks, I put together the routine in listing 1 (see page 208) to examine all memory space from hexadecimal 0000 to FFFF and report the start and end addresses of all available spaces.

A memory location exists and is not protected if the processor can write a word to memory and read back the same word. However, since any given memory location may have a value from 0 to FF (the range of the 8080 processor), some care must be exercised in declaring a location as existing and available.

To address this problem, I use a double store routine in which the processor first stores one arbitrary number and then another different number. If the processor reads back the correct number for both stores, that location is a valid unprotected memory cell. [This could also be used as a memory failure check if the two values used were hexadecimal 0000 and FFFF . . . . RGAC]

Two notes are needed relative to listing 1. First, the line with the pound sign (#) is the link back to the calling routine. If the FMAR routine is called as a subroutine, this line should be replaced with a return instruction. Second, note that upon exiting, the DE register pair points to the next address past the last address pair from the routine. The pointers for start and end of free memory blocks may be pulled out with LHLD or POP instructions.

Also, the routine itself should be located in protected memory (along with the operating system, for instance) since the routine will self-destruct if located in unprotected memory. Be sure to provide sufficient room for the DE register pair to expand.

Total memory requirements for this routine are 66 bytes plus the stack area for the DE register pair storage of free memory boundaries.


If desired, the FMAR routine may be used to simply output the addresses to a Teletype or terminal.■

## 64KB MICROPROCESSOR MEMORIES

- S-100 - \$695.00
- SBC 80/10 - \$750.00
- LSI 11 - \$750.00
- 6800 - \$750.00



CI-S100 64K x 8



CI-1103 32K x 16



CI-6800 64K x 8



CI-8080 64K x 8

**CI-S100** — 64K x 8 on a single board. Plugs directly into the IMSAI, MITS, TDL, SOL and most other S-100 Bus computers. No wait states even with Z80 at 4Mhz. Addressable in 4K increments. Power requirement 6 watts. Price \$695.00.

**CI-1103** — 8K words to 32K words in a single option slot. Plugs directly into LSI 11, LSI 11/2, H11 & PDP 1103. Addressable in 2K increments up to 128K. 8K x 16 \$390.00. 32K x 16 \$750.00 qty. one.

**CI-6800** — 16KB to 64KB on a single board. Plugs directly into Motorola's EXORcisor and compatible with the evaluation modules. Addressable in 4K increments up to 64K. 16KB \$390.00. 64KB \$750.00.

**CI-8080** — 16KB to 64KB on single board. Plugs directly into Intel's MDS 800 and SBC 80/10. Addressable in 4K increments up to 64K. 16KB \$390.00. 64KB \$750.00

Tested and burned-in. Full year warranty.



**Chrislin Industries, Inc.**

Computer Products Division

31352 Via Colinas • Westlake Village, CA 91361 • 213-991-2254

Circle 47 on inquiry card.

Listing 1: 8080 assembly language program for finding areas of memory that are free and unprotected. Modifying the command on line 6 allows the program to start looking at any point in memory.

```

0000  *Free Memory Allocation Routine
0001  *   locates available unprotected memory
0002  *
0003  *   coming in: D&E point to location
0004  *   where results are to be stored
0005  *
0006  FMAR: LXI  H,0       ;SET H&L TO 0000
0007  FMAR1: CALL LOOK    ;LOOK FOR FIRST FREE LOCATION
0008          JZ  REP1    ;FOUND IT, REPORT IT
0009  FMAR3: CALL CHECK   ;LOOK FOR END OF MEMORY
0010          JNZ FMAR1   ;NOT YET, LOOK SOME MORE
0011          #  JMP EXEC  ;END OF MEMORY, RETURN TO EXECUTIVE
0012  REP1:  CALL REPOR   ;REPORT FIRST FREE LOCATION
0013  FMAR2: CALL CHECK   ;SEE IF AT END OF MEMORY
0014          JNZ TRYON  ;NOT YET, CONTINUE LOOKING
0015  FMAR4: DCX  H       ;REPORT LAST LOCATION
0016          CALL REPOR
0017          JMP FMAR3   ;AND USE CHECK TO EXIT
0018  TRYON: CALL LOOK    ;LOOK FOR A FREE LOCATION
0019          JZ  FMAR2   ;VALID LOCATION
0020          JMP FMAR4   ;NOT VALID, LOOK FOR START OF NEXT FREE MEMORY
0021  *
0022  LOOK:  MOV  C,H      ;SAVE MEMORY IN REGISTER C
0023          MOV  M,H    ;WRITE H INTO MEMORY
0024          MOV  A,M    ;READ MEMORY INTO A
0025          CMP  H      ;SEE IF A AND H AGREE
0026          RNZ          ;NO, NOT VALID MEMORY
0027          MOV  M,L    ;OK PASS 1, THIS TIME PUT IN L
0028          MOV  A,M    ;READ BACK INTO A
0029          MOV  M,C    ;PUT C BACK INTO MEMORY
0030          CMP  L      ;SEE IF A AND L AGREE
0031          RET         ;RETURN WITH FLAGS SET
0032  *
0033  CHECK: SUB  A        ;SET A TO 0
0034          INX  H      ;INCREMENT H&L
0035          CMP  H      ;SEE IF H=0
0036          RNZ          ;NOT YET, RETURN
0037          CMP  L      ;SEE IF L=0
0038          RET         ;AND RETURN
0039  *
0040  REPOR: MOV  A,L      ;GET THE LOW ADDRESS
0041          STAX D      ;STORE WITH D&E POINTER
0042          DCX  D      ;DECREMENT POINTER
0043          MOV  A,H    ;GET HIGH ADDRESS
0044          STAX D      ;STORE WITH D&E POINTER
0045          DCX  D      ;DECREMENT POINTER
0046          RET         ;RETURN

```

The 5 byte code that does the same translation is as follows:

```

DAA
ADI  F0H
ACI  40H.

```

The latter assumes that the carry and the auxiliary carry are reset, which is the case in all applications that I could find of this translation.■

## Checkbook Balancing Routine

Loring C White  
26 Boswell Rd  
Reading MA 02119

Every month the bank statement arrives and we have to go through cancelled checks and the usual mathematical ritual to reconcile our figures with those of the bank. Here is some software the computer enthusiast can use to balance a checkbook. The program in listing 1 is written in MITS 8 K BASIC Revision 3.2 (used on my Altair 8800 computer). [Since the MITS 8 K BASIC language was written and implemented by the Microsoft Company, this same listing should work with minor changes on a number of computers besides the Altair. These include the Apple II with the "Applesoft" BASIC, the Radio Shack TRS-80 with Level II BASIC, and the Commodore PET computer. . . .CH] If you have printer or Teletype, you can get hard copy of all pertinent information for later references.

The program has the following features:

- The initial printout is a listing of all outstanding checks by check number, date and amount.
- A list of all cancelled checks as they are entered as well as a final summary list is given.
- A new, updated list of outstanding checks is provided to update the list of checks appearing in the data statements. Provision is made for this listing to be in data format so that it can be punched on tape to make the program update easier.
- The computer will search for each check listing as it is entered during the program run.
- Input statements are provided for entering the bank statement balance; service charge and deposits not entered on the statement.

## 5 Byte Hexadecimal to ASCII Converter

I was recently challenged by a colleague to find the most efficient 8080 code to translate hexadecimal 0 thru F (stored in the accumulator) into ASCII 0 thru 9 and A thru F (also in the accumulator). After I came up with a 5 byte translation, he showed me a well-published 6 byte translation (of which I was unaware) which is as follows:

```

ADI  90H
DAA
ACI  40H
DAA.

```

Ashwin L Doshi  
5830 Green Valley Cir 105  
Culver City CA 90230



## HEAVY PROGRAMS WITH A LIGHT TOUCH

PDI educational software teaches with lively, interactive, motivating programs. PDI programs and games can teach you new skills and help your kids learn essential math, reading, and language skills. The light, direct, and entertaining style makes the software ideal for home use.

See Program Design educational software for PET, Apple II, and TRS-80 at your local computer store.

Product list available.

Available at participating Computerlands  
And at these dealers . . .

<b>ALABAMA</b> Byte Shop Huntsville	<b>MICHIGAN</b> Computer House Jackson
<b>ARKANSAS</b> Data Cope Little Rock	<b>MISSOURI</b> Computer Country Florissant Forsythe Computers Bridgeton
<b>CALIFORNIA</b> Byte Shop Santa Clara Byte Shop Westminster Computer Components Burbank Computer Components Van Nuys Computer Components Westminster Computer Forum La Mirada Computer Forum Santa Fe Springs Hobby World Northridge Santa Rosa Comp. Center Santa Rosa	<b>MONTANA</b> Computer Store Billings <b>NEVADA</b> Byte Shop Reno <b>NEW JERSEY</b> Computer Encounter Princeton Computer Mart Iselin Computer Nook Pinebrook Shore Computers Toms River ypetronic Comp. Ramsey
<b>COLORADO</b> AMPTEC Denver	<b>NEW YORK</b> American Peripherals Lindenhurst Computer Corner White Plains Computer Factory New York City Computer General Store Lynbrook Computer Mart New York City
<b>CONNECTICUT</b> Computer Place Stamford Computer Store Hartford Computer Store Windsor Locks Computer Works Westport	<b>NORTH CAROLINA</b> Byte Shop Greensboro Byte Shop Raleigh <b>OHIO</b> Micro Mini Comp. World Columbus 21st Century Shop Cincinnati
<b>FLORIDA</b> Grice Electronics Pensacola Gulf Coast Computers Milton Tampa O. Henry's Bookstore Davie Tomorrow Today Fort Richey Trans Data Coral Gables	<b>TENNESSEE</b> Computerlab Memphis
<b>HAWAII</b> Land of Light Computers Paia	<b>TEXAS</b> Computer Center Wichita Falls Computercraft Houston Computer Patch Odessa Computer Shop San Antonio
<b>ILLINOIS</b> Appletree Stereo DeKalb Kappell's Comp. Store Belleville	<b>UTAH</b> Computer Concepts Group Salt Lake City
<b>INDIANA</b> Home Computer Center Indianapolis	<b>WASHINGTON</b> Ye Olde Computer Shoppe Richland
<b>LOUISIANA</b> Computer Shoppe Metairie	<b>CANADA</b> Computer Shop Calgary Alta Kobetek Systems Wolfville, N.S.
<b>MARYLAND</b> Computers Etc. Towson Computer Workshop Rockville	<b>ENGLAND</b> Petsoft Birmingham
<b>MASSACHUSETTS</b> Computer Store Burlington Computer Store Cambridge	

Listing 1: Checkbook balancing routines for Microsoft (MITS) BASIC. The data statements contain all outstanding checks that will be checked.

```

3 DIM P(100)
4 DIMN(100),D(100),A(100),NR(100),DR(100),AR(100)
5 PRINT"PROGRAM TO BALANCE CHECK BOOK"
7 PRINT"ONLY CHECKS NOT RETURNED SHOULD BE LISTED IN DATA 600"
8 FORX=0TO70:PRINT"-";:NEXT:PRINT
9 PRINT"CHECK #,","DATE(MDY)","AMOUNT"
10 FORN=1TO100
20 READ N(N),D(N),A(N)
21 IFN(N)=0THEN50
25 S=S+A(N)
26 PRINT N(N),D(N),"$";A(N)
40 NEXT
50 PRINT"LIST ALL CHECKS RETURNED: CHECK#,DATE(MDY),AMOUNT($)"
55 PRINT"LIST '0,0,0' AS LAST CHECK IN LIST"
60 FORN=1TO100
61 INPUT NR(N),DR(N),AR(N)
65 FOR X=1TO100
67 IF NR(N)=0THEN130
70 IF NR(N)=N(X)THEN80
75 GOTO95
80 IF DR(N)=D(X)THEN90
85 GOTO95
90 IF AR(N)=A(X)THEN100
95 NEXT X
97 NEXT N
100 PRINT"CANCEL CHECK #,":NR(N);"DATE:","AMOUNT:$";AR(N)
102 P(Y)=N
103 Y=Y+1
110 T=T+AR(N)
120 GOTO97
130 PRINT"TOTAL AMOUNT IN $ OF CHECKS RETURNED FROM BANK=$";T
134 PRINT"LIST OF CANCELLED CHECKS"
135 PRINT "CHECK #,","DATE(MDY)","AMOUNT $"
136 FORY=0TO100:IFN(P(Y))=0THEN140
137 PRINT NR(P(Y)),DR(P(Y)),AR(P(Y))
139 NEXT
140 PRINT"TOTAL CHECKS NOT RETURNED=$";S-T
150 INPUT"ENTER BALANCE PER STATEMENT FROM BANK $";B
160 INPUT"TOTAL OF DEPOSITS NOT CREDITED ON STATEMENT $";D
166 INPUT"ENTER SERVICE CHARGE INDICATED ON BANK STATEMENT $";SC
168 Z=B-S+T+D+SC
170 PRINT"CHECKBOOK BALANCE SHOULD BE=$";INT(Z*10+2+.5)/10↑2
180 PRINT"REM TO DELETE ALL RETURNED CHECKS FROM DATA LIST"
190 PRINT"REM TO SUBTRACT SERVICE CHARGE FROM CHECKBOOK BALANCE"
191 PRINT"IF YOU WANT LIST OF CHECKS OUTSTANDING FOR NEW DATA"
192 PRINT"LISTING THEN PREPARE TELETYPE TAPE LEADER AND TYPE 'YES' ";
193 INPUT VS:IF V$="YES"THEN200
194 GOTO500
200 FORN=1TO100
210 FORY=0TO100
220 IFN(N)=0THEN500
230 IFN(N)=NR(P(Y))THEN250
240 GOTO280
250 IFD(N)=DR(P(Y))THEN270
260 GOTO280
270 IFA(N)=AR(P(Y))THEN290
280 NEXTY
285 GOTO300
290 NEXTN
300 PRINT600+L;"DATA";N(N);",";D(N);",";A(N)
310 L=L+1
320 GOTO290
500 END
600 DATA 100,12876,18.75
601 DATA 3,3177,2.6
602 DATA 6,3177,16.2
603 DATA 7,3177,48
604 DATA 8,3177,16.75
605 DATA 10,3177,251
606 DATA 13,32177,70
607 DATA 14,32877,70
608 DATA 15,31477,70
609 DATA 16,31577,15
610 DATA 17,3777,12
611 DATA 18,3977,5
612 DATA 19,3977,5
613 DATA 100,31077,88.4
614 DATA 100,31177,15.62
615 DATA 20,31177,20
616 DATA 100,31077,8
617 DATA 21,31277,47
618 DATA 1,31277,52
619 DATA 2,31277,150
620 DATA 100,31477,9.93
700 DATA 0,0,0

```



PROGRAM DESIGN, INC., 11 Idar Court, Greenwich, CT 06830

- A final summary is provided giving the total of all outstanding checks, checkbook balance and the checks returned from the bank.

### How It Works

To implement the program it is necessary to provide a list of all checks written by number, date, and amount in the data statements at the end of the program. When I first started writing the software I included the name of the company but later discovered that this information is not really needed.

The first data statement in the program of listing 1 is:

600 DATA 100, 12876, 18.75

The statement says that check number 100 was written on December 8, 1976 for the amount of \$18.75. (I usually carry a number of blank checks in case I need to write a check. I always number this type of check with 100. At the end of the month I may have several checks with number 100 but this is no problem, because they are also identified with the date and amount.) The computer, when searching for each check, looks for all three pieces of information before assuming that the check has been located. Listing each check on a separate

line uses up more memory, but there are good reasons for doing this that become apparent when you run the program.

### Using the Program

After all the checks are listed in the data statements, as shown in the program, you are ready to run the program. Take the cancelled checks you get from the bank and input the check number, date and amount the same way you entered the information in the data statements. Then hit carriage return. The program will search the data list for the check and deduct it from the balance, printing for example:

"CANCEL CHECK #: 100  
DATE: 12876  
AMOUNT: \$18.75"

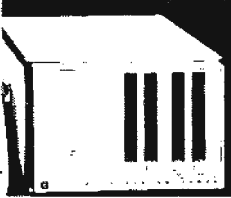

If the check is not located in the data, the computer types a question mark meaning that either the check isn't there or you have not entered the data correctly.

After all the checks have been entered, type 0,0,0 for the last check and hit carriage return. The computer will give you a complete list of all the cancelled checks just entered plus the total of all the outstanding checks. You will be asked to enter the bank statement balance and any deposits not shown and the service charge, if any. Using this information, the program calculates the balance in your checkbook. In this way you can reconcile your arithmetic with that of the bank.

Normally at this point it is necessary to change the data statement list by eliminating all the cancelled checks received from the bank. This would mean searching and typing some of the line numbers. When I developed the program I decided to let the program do this work, so you will be asked if you want an updated "data" list of the outstanding checks.

If you have a mass storage device, you can store the data statements. The program lists all the outstanding checks in the required data format, including new line numbers. The program can then be updated by entering the information back into the program. All data statement numbers not stored will have to be deleted by hand. This is now an easier job because these numbers are at the end of the program and no searching by the operator is required. Also, don't forget to deduct the service charges from your checkbook balance.

Before developing this software I used to dread receiving "that envelope" from the bank, but now I actually look forward to it in spite of the fact that it requires a bit of effort to enter the required information into the computer. ■

	List	Our Price
<b>CROMEMCO 20% DISCOUNT</b>		
System III	5990	4800
System II	3995	3200
16K Ram	595	480
<b>NORTH STAR 16% DISCOUNT</b>		
Horizan I-DD kit	1599	1344
Horizan I-SD kit	1599	1299
Horizan I-DD asm	1899	1590
Horizan II-DD kit	1999	1679
Horizan II-DD asm	2349	1973
16K Ram kit	399	335
16K Ram asm	459	385
<b>VECTOR GRAPHICS 20% DISCOUNT</b>		
Vector M 1 315k disk		
Vector MZ 2 315k disks		
Intertube CRT	874	725
LA-36 DecWriter	1795	1444
Escon Selectric Interface	496	422
Integral Data IP125	799	699
Integral Data IP225	949	834
Compu Cruise	199	164
Radio Shack	5 % Discount	
Professional A/r, A/p, Ledger, Payroll, Medical Billing software with customization available. Send for our catalog - Some prices are too low to quote.		
		
<b>SARA TECH COMPUTERS</b> P.O. Box 692 400 Base Venice, FL 33595 (813)485-3559		
		

# BOSS

## BITS·ONE·STOP·SERVICE

### Attention Computer Dealers and Booksellers!

BITS Inc.'s ENTIRE BOOK INVENTORY AT WHOLESALE PRICES!

- More than 200 books to choose from
- More than 50 publishers represented
- Small press and self-published authors
- All books professionally reviewed
- Exclusive distributor for the BITS PROGRAMMER PAD™
- Immediate shipment
- 800 WATS line number for fast service
- We service world wide

### Exclusive from the BOSS

Because the BOSS is concerned with the needs of your customer, the microcomputer user, we have developed the BITS PROGRAMMER PAD™ — an ingenious form custom tailored to the 8080A, 6800, Z-80, 1802, or 6502. Architecture is laid out with contiguous memory spaces to allow for critical memory allocations, data movement, tables, and stack manipulation.

The other side is for the program — with pre-numbered lines and columns for addresses, object codes, labels, instructions, and comments. BITS PROGRAMMER PADS™ are time-saving helpers for hand assembling programs.

Each 50 page pad is of durable stock that will hold up to erasures, and is punched for a 3 ring binder. Makes programs easy to write, use, and understand. Retail is \$2.50 each pad.




See Your Dealer  
for the  
**BITS PROGRAMMER PAD™**

Reverse side



Over 200 Titles  
Over 50 Publishers



Professionally  
Reviewed






48 Hour Service

**BITS** T.M. inc  
Book to erase the impossible  
PO Box 428  
25 Route 101 West  
Peterborough, NH 03458  
TOLL FREE NUMBER:  
800-258-5477  
(in NH call 924-3355)





# THE CRITICS' CHOICE



## A CONSUMER'S GUIDE TO PERSONAL COMPUTING AND MICROCOMPUTERS

by Stephen Freiberger and Paul Chew  
Chosen by *Library Journal* as one of the 100 outstanding sci-tech books of 1978 for general library collections! It offers both an introduction to personal computers and a product review of the available equipment. #5680-X, \$7.95

## THE FIRST BOOK OF MICROCOMPUTERS: The Home Owner's Best Friend

by Robert Moody "... excels in the quality of its cartoons, illustrations, diagrams, and layout. These supplement... the author's gift for lucid description and hands-on experience with personal computers." *Library Journal* #5121-2, \$4.95

## STANDARD DICTIONARY OF COMPUTERS AND INFORMATION PROCESSING, Second Edition

by Martin H. Weik "This volume, with its concise entries and extremely helpful cross-references, offers a compact overview of concepts in the computer field." *Booklist* #5099-2, \$17.95

See these and other Hayden titles at your local computer store.

 HAYDEN BOOK COMPANY, INC.

50 Essex Street  
Rochelle Park, NJ 07662

## A Peek at Poke

Users of TRS-80 Level II BASIC will find the POKE function handy for the occasional manual patching of object programs. However, it's frustratingly slow and annoying to be forced into decimal notation. Listing 1 is a Level II BASIC program residing in upper limit statement numbers for a 16 K byte

M Parris  
Dept of Chemistry  
U of Victoria  
POB 1700  
Victoria BC  
CANADA V8W 2Y2

```
65509 CLS:PRINTCHR$(14):L%=32767
65510 GOSUB65512
65511 POKE L,D%:L%=L%+1:GOTO65510
65512 GOSUB65528
65513 IFA$="":THEN I%=1 ELSE I%=0:IFI%=0 GOTO65522
65514 GOSUB65528
65515 GOSUB65529
65516 D%=A%*4096
65517 GOSUB65528
65518 GOSUB65529
65519 D%=D%+A%*256
65520 GOSUB65528
65521 GOTO65523
65522 D%=0
65523 GOSUB65529
65524 D%=D%+A%*16
65525 GOSUB65528
65526 GOSUB65529
65527 D%=D%+A%:IFI%=0 THEN RETURN ELSE L%=D%:GOTO65512
65528 A$=INKEY$:IFA$="" THEN65528 ELSE PRINT A$;:IFA$=
" " THEN65528 ELSE A%=ASC(A$):IFA%=10 THEN65528E
LSE IFA%=13 THEN65528 ELSE RETURN
65529 A%=A%-48:IFA%<0 THEN STOP ELSE IFA%<10 THEN RETURN
ELSE A%=A%-7:IFA%<16 THEN RETURN ELSE STOP
```

Listing 1: Level II BASIC program for the TRS-80 which allows hexadecimal data to be loaded into memory.

```
10 X=32+RND(159):REM GET A RANDOM NO. BETWEEN 32 AND 191
20 FOR J=0 TO 1023:POKE15360+J,X:NEXT J:REM FILL THE SCREEN
30 FOR I=1 TO 1000:NEXT I:GOTO10:REM WAIT AWHILE AND DO IT AGAIN
```

Listing 2: Example of a program to fill the screen of the TRS-80 with graphic characters.

```
ORG 16526D ;LOCATION OF USER FUNCTION ADDRESS
;USER FUNCTION ADDRESS
ORG 32000D ;THIS LOOKS LIKE A NICE PLACE
DS 1 ;DATA TO BE TRANSFERRED TO USER FUNCTION
START: LXI H,32000D ;GET THE DATA TO BE TRANSFERRED -
MOV C,M ;INTO C
LXI H,3C00H ;VIDEO DISPLAY STARTS HERE (HEX)
LXI D,0400H ;SIZE OF DISPLAY (HEX)
NXT: MOV M,C ;LOAD THE DATA FOR DISPLAY
DCR E ;COUNT THE -
JNZ EOK ;REMAINING -
DCR D ;LOCATIONS IN -
RZ ;VIDEO DISPLAY -
EOK: INX H ;AND FILL THEM ALL -
JMP NXT ;WITH THE DATA
END
```

Listing 3: An assembly language program which can be called by the modified version of listing 2 to fill the screen quickly. Use the hexadecimal loader to put the object code of this program into memory.

TRS-80 system, which enables fast keyboard entry of hexadecimal code.

The starting address is entered as :HLL followed by the successive data bytes, which may be spaced as appropriate for clarity in on-screen checking. An invalid character causes a return to the COMMAND mode. The following trivial example illustrates its use.

**Example**

The BASIC interpreter is too slow for dynamic graphics, as the program in listing 2 illustrates. Run it and see how slowly the screen loads. Now replace statement 20 by:

```
20 POKE32000, X:X=USR(0):
REM FILL THE SCREEN FASTER,
```

which calls the machine language subroutine in listing 3 to do the same job much faster. Insert the assembled object code using the hexadecimal loader, noting that memory size must now be less than 32000:

```
: 408E 017D
: 7D01 21007D4E21003C110004711DC2127D15
C823C30B7D
```

Now run the program again.■

# Clubs and Newsletters

**Attention: Buffalo NY Apple II Owners**

Gary Weir has written from Buffalo NY with information about a new Apple II users group in his area. Called the Apple Byters Corp, they are highly motivated to provide new owners of the Apple II with the help they may need to successfully program and utilize their investment. A booklet is currently being prepared combining insights and solutions to bugs previously encountered by the club's members. A copy and its updates are included in the \$5 membership fee. Apple II owners or potential owners should contact Gary at 225 Walton Dr, Snyder NY 14226 concerning meeting times and locations.

**Apple Bay Area Computer Users Society**

ABACUS (Apple Bay Area Computer Users Society) meets the second Monday of each month at the Hayward BYTE Shop, 1122 B St, Hayward CA. They have an active membership of 40 and have developed a club library of 200 programs. They are negotiating to trade libraries with several other clubs. Membership is \$12 a year which includes a

monthly newsletter. Contact Ed Avelar, president, at (415) 583-2431 or David Wilkerson, secretary, at (415) 482-4175.

**Mexican Computer Club**

We have been notified of the existence of a Mexican computer club. Called the Microcomputer Club, this group is primarily concerned with the Apple II and OSI products. They are interested in exchanging information and experiences with other computer groups. Contact Alfredo Buzali, fte de Quijote #5, Mexico 10, D F or call 5-89-22-79 between 7 and 8 PM.


**Central Alabama TRS-80 Computer Society**

Several TRS-80 users in Montgomery AL have formed the Central Alabama TRS-80 Computer Society. They are planning a club library, a local newsletter and a club computer. Another aim is to provide each new member with a membership package which would contain magazine subscription, blanks, addresses of hardware and software suppliers, and other information pertaining to the TRS-

## OVERBYTES AND UNDERPRICES THE COMPETITION

Introducing  
the

**ibs betasystem**



**\$5885.**

**Complete with the  
fantastic UCSD Pascal  
Operating System**

**PASCAL OPERATING SYSTEM:** The smoothest, most convenient operating system available, featuring a powerful screen oriented text editor, the fast PASCAL compiler, file and library handling system, linker, library, BASIC compiler, and more.

**Z-80 MICROCOMPUTER:** Northstar based 4 MHz S-100 microcomputer with 64k RAM, serial and parallel ports, dual Micropolis quad density (630 kbytes formatted) disk drives.

**60 cps DOT MATRIX PRINTER:** Centronics model 779 with tractor feed and paper stacker.

**FULL FUNCTION INTELLIGENT TERMINAL:** Microterm ACT-V, with addressable cursor, protected fields, erase to eol, erase to eos, reduced intensity, protected fields, much more.

	RETAIL	ibs PRICE
Microcomputer/Dual Drive/64k/Pascal	\$4695	\$3995
Printer/tractor feed/paper stacker	\$1250	\$1095
Terminal	<u>\$880</u>	<u>\$795</u>
	\$6825	\$5885

Buy complete system and receive all cables and box of disks free.



independent business systems, inc. • 5476 Cleo Ct. • Livermore, CA 94550 • (415) 443-3131

80. The meetings are held on the third Tuesday of each month at various locations around Montgomery. Contact Walter F Bray, 2073 Rexford Rd, Montgomery AL 36116.

**Newsletter for Sorcerer Owners**

Orders are now being accepted for an independent user newsletter dedicated solely to the Exidy Sorcerer. The \$15 subscription price includes all ten issues of volume one, and the first issue will be available around July 1st. *The Source* will include items of general interest to Sorcerer owners, such as program listings, how-to-do-it articles, and hardware and software reviews. Contact ARESKO, POB 1142, Columbia MD 21044.

**Sorcerer Users Group**

Computer Mart of Massachusetts has announced the formation of the Sorcerer Users Group. The purpose of the group is to set up a channel of communication between Sorcerer owners and to provide information on hardware and software developments to the Sorcerer user. The group has a membership of about 30 people. The \$5 membership fee includes the monthly newsletter, *The Exidy Monitor*. Contact Computer

Mart of Massachusetts Inc, 1395 Main St, Waltham MA 02154.

**North American Computer Association**

The North American Computer Association (NACA) recently began its third year with a membership of approximately 20 independent businessmen in the computer systems field. One of the objectives of the organization is to increase the efficiency of each member's individual organization by pooling all the different programming developments and the selling and servicing techniques used by the various members. NACA meets once a month in Dallas TX, and interested businessmen are welcome to attend. Contact Tom Crites, Suite 811, 1001 Main St, Lubbock TX 79401.

**Small Computer Users Join England's Central Program Exchange**

The Central Program Exchange (CPE) at The Polytechnic, Wolverhampton, is opening its doors to users of small computers in an effort to coordinate the free interchange of programming. The Exchange has 72 members, and currently holds a library of over 200 programs in BASIC, FORTRAN and ALGOL. Individual members can obtain

CPE services for \$10 per year. This entitles members to a catalogue, newsletter and up to ten CPE programs as listings or paper tapes. As the personal element expands, CPE also proposes to offer cassette versions at a small extra charge. Contact Dr G Beech, Central Program Exchange, Dept of Computing and Mathematical Sciences, The Polytechnic, Wolverhampton, ENGLAND WV1 1LY.

**Software Magazine for Microcomputers**

The *Software Exchange* magazine provides information about the latest software that has been developed. Included are reviews, abstracts and articles about software for today's microcomputers. The Software Exchange is published bimonthly. Subscriptions are \$5 per year in the US, Canada and Mexico. International subscriptions are \$19. Contact The Software Exchange, POB 55056, Valencia CA 91355.

**Free Newsletter Features Computer Product Marketing Information**

*Crossroads* is a free periodic newsletter which highlights tools and techniques in selling software, data services and turnkey systems. *Crossroads* provides helpful hints, insights to trends, results of experiments and generally, the successes and failures associated with development, sale and support of computer based products. Contact Editor, *Crossroads*, Cross Associates, Suite 530, 9000 Keystone Crossing, Indianapolis IN 46240.

**6800 Users Newsletter**

The Chicago Area 6800 Users Newsletter is a monthly publication aimed at providing information and assistance to those users of the 6800 microprocessor. For further information, contact Phillip Schuman, 1354 Finley, Lombard IL 60148. ■



**A Computer by Any Other Name**

A typographical error in "Build a Computer Controlled Security System for Your Home: Part 3" by Steve Ciarcia (March 1979 BYTE, page 150) may have caused some head scratching among our readers. The caption for figure 1 contained the following sentence: "Op amp IC2 is used as a computer to convert the output accordingly." The sentence should have read as follows: "Op amp IC2 is used as a *comparator* to convert the output accordingly." Mr. Ciarcia did not attempt to construct his circuit using a programmable op amp. ■

# READ THE MAGAZINE THE PROS READ.

For over 20 years DATAMATION has been the magazine for the data processing professional. Now DATAMATION magazine is available to hobbyists, business men, accountants, engineers, programmers . . . anyone with a deep curiosity about the real world of data processing.

Written by the data processing professional for the data processing professional, DATAMATION magazine's articles cover a wide range of subjects . . . industry trends, "how to do it better" articles, budget and salary surveys, new computer applications, advanced technology, new products and services as well as a monthly department on personal computing.

Whether your interest in computers is for fun or profit, DATAMATION magazine has a world of information for you every month . . . plus an annual Special

Edition, the Industry Profile featuring the "DATAMATION 50" — the top U.S. DP companies.



TECHNICAL PUBLISHING COMPANY  
A Dun & Bradstreet Company  
35 Mason St., Greenwich, CT 06830  
(203) 661-5400

FOR A ONE YEAR SUBSCRIPTION (13 ISSUES) SEND \$32.


TO: SUZANNE A. RYAN  
DATAMATION magazine  
666 FIFTH AVENUE  
NEW YORK, NY 10019

Name \_\_\_\_\_  
Address \_\_\_\_\_  
City \_\_\_\_\_  
State/Zip \_\_\_\_\_

# DATAMATION®

magazine





**Model 7801**  
**Frequency Input Interface**  
 for  
**Motorola M6800 Microcomputer Systems**

**FEATURES**

- \* 32 channels of TTL compatible input
- \* 16 bit binary counter (BCD optional)
- \* frequency inputs to 25 megahertz
- \* switch selectable address
- \* occupies only one address in memory map
- \* DIO/CI/O bus compatible
- \* wide choice of input connectors (edge connector standard, post header or DIP socket optional)
- \* +5 volt supply only
- \* simple software drivers supplied with board.
- \* solder mask both sides; gold plated edge connectors
- \* assembled and tested or kit versions available
- \* very low cost - only \$249.00 in stages, assembled and tested

\* Trademark of Philips, Inc.



**SIERRA CYBERNETIC SYSTEMS**  
 P.O. Box 20175 Reno, Nevada 89515 (702) 322-4563

# SHOULD it be a Heathkit® ?

Whether you are considering the purchase of an additional peripheral or your first computer you should know more about Heath® computer products. Heathkit® has a continuing commitment to selling well-documented computer kits and software. Are they for you? How can you find out?

Read Buss: The Independent Newsletter of Heath Co. Computers, where information on new products is printed as it leaks out of Benton Harbor, not held back to suit a marketing plan. Buss is not a company-controlled publication, so it can deal with weaknesses of Heathkit® products as well as their strengths. It features news of compatible hardware and software from other vendors. Every Buss issue has candid accounts of experiences of Heathkit® owners. Results of their discoveries, which often include hardware modifications, save subscribers headaches--and money. That's proven by two years' experience. So Buss can guarantee a full refund any time you're not satisfied.

Buss is mailed first class (by airmail outside North America). The 24-issue subscription gives you the choice of starting with the latest issue or with available back issues (about 8 are still in stock). Send \$ 8.00 for 12 issues or \$ 15.25 for 24 (overseas, \$10.00/12; \$19.25/24 US funds) to: Buss

325-B Pennsylvania Ave., S.E.  
 Washington, DC 20003

## The Independent Newsletter of Heath Co. Computers

## PET WORD PROCESSOR



This program permits composing and printing letters, flyers, advertisements, manuscripts, etc., using the COMMODORE PET and a printer.

Script directives include line length, left margin, centering, and skip. Edit commands allow the user to insert lines, delete lines, move lines and paragraphs, change strings, save onto cassette, load from cassette, move up, move down, print and type.

The CmC Word Processor Program addresses an RS-232 printer through a CmC printer adapter.

The CmC Word Processor program is available for \$29.50. Add \$1.00 for postage and handling per order.

Order direct or contact your local computer store.



**CONNECTICUT microCOMPUTER**  
 150 POCONO ROAD  
 BROOKFIELD, CONNECTICUT 06804  
 (203) 775-9659  
 TLX: 7104560052



## C/PM® SOFTWARE TOOLS

### ED-80 TEXT EDITOR

**THE PROGRAMMER'S MOST IMPORTANT SOFTWARE TOOL**  
 — WHY NOT MAKE IT YOUR BEST?

ED-80 encompasses the features found on large mainframe and minicomputer editors, such as the IBM 370, CDC 170, UNIVAC 1100, and the DEC PDP-11 series computers, plus additional features designed for floppy disk based operating systems. It is a context editor which is compatible with C/PM and its derivatives, including IMDOS, DOS-A, CDOS, etc.

Over 50 commands are provided, including forward or backward LOCATE, CHANGE, and FIND commands; INSERT, DELETE, REPLACE, APPEND, PRINT, LIST, MACRO, upper and lower CASE, SCALE, TABSET, and WINDOW commands; and GET and PUT commands for repositioning, duplicating, concatenating, and managing text files and libraries. Sophisticated search and change techniques are provided for managing BASIC, FORTRAN, COBOL, PL/I, ALGOL, APL, PASCAL, ASSEMBLER, TEXT FORMATTED, and other file types.

The WINDOW command allows instantaneous full screen displays of both the current and surrounding lines for further editing, and provides for forward and backward scrolling in the full screen mode. Designed for today's high speed CRT's and video monitors, the WINDOW command separates ED-80 from all other available editors, and is not hardware dependent.

Up to three MACRO commands may be defined for iterative execution of concatenated editor commands. Once defined, they may be subsequently executed, or recalled for observation. A MACRO may also be defined and executed in a single operation.

Configurable parameters for tailoring the editor to the user's keyboard and environment are provided through the use of the C/PM Dynamic Debus Tool (DDT). The WINDOW, WINDOW NEXT, WINDOW PREVIOUS, NEXT LINE, and PREVIOUS LINE commands fall in this category. These commands are considered so important to text editing that only one key has to be depressed to cause any one of them to execute.

A CURRENT LINE NUMBER is internally maintained by the editor for displaying when prompting for input and with certain other commands. Line numbers are dynamically adjusted as the result of line inserts and deletes, and may be used for positioning within the file. They are not stored or associated with the text in any manner.

ED-80 is thoroughly documented with a User's Manual of over 35 pages describing each command and feature, and includes numerous examples. It is 9.5K bytes in size, and a minimum C/PM operating system of 20K is recommended. A User's Manual and standard size single density diskette are \$69.00. A User's Manual is \$7.50, refundable with purchase. COD and money orders shipped next day. COD orders require 10% deposit. Personal checks must clear before shipment. Include \$2.00 shipping/handling per order.

**SOFTWARE DEVELOPMENT AND TRAINING, INC.**  
 P. O. Box 4511 — Huntsville, Alabama 35802  
 C/PM® is a trademark of Digital Research

# Languages Forum

## Comments on "A High Level Language for 8 Bit Machines"

Glen Newton  
Sperry-Univac  
Roseville MN 55113

*Languages Forum is a feature which is intended as an interactive dialog about the design and implementation of languages for personal computing. Statements and opinions submitted to this forum can be on any subject relevant to its purpose of fostering discussion and communication among BYTE readers on the subject of languages. We ask that all correspondents supply their full names and addresses to be printed with their commentaries.*

"A High Level Language for 8 Bit Machines," by Ted Williams and Steve Conley (July 1978 BYTE, page 152) discusses the interpreter for a simple language. If we take the language as given and ignore minor errors in the examples and flowcharts (such as pushing a variable "near operand stack" rather than onto it), several substantial errors remain.

First, evaluation is claimed to start "in the innermost parentheses." Following the flowchart in figure 2 or table 2 or the example in listing 3 shows that this is not true, despite the incorrect annotation accompanying listing 3. Expressions are

evaluated from left to right until parentheses are encountered. In order for evaluation to begin within the innermost parentheses, in the language described in the article, each binary operator except the last would have to be followed by a left parenthesis. Since the programmer cannot define his own functions, the result of evaluation will be the same as if evaluation had begun in the innermost parentheses if the language's intrinsic functions have no side effects. Second, the claim that although interpretation provides some advantages, "the price paid for this feature is memory" is misleading. The combination of source code,

★ A new star on the Horizon —

Mike's

★ North Star DOS and BASIC now fully supported on double density 8" drives.

More than 500K storage per disk now possible.

### TIMESHARING for the Horizon—

The only true interrupt-driven, bank switching timesharing software available for the Horizon.

Supports as many as four 5¼" drives, four 8" drives, and as many as four CRTs with 16 to 48 K RAM per CRT. Interrupts at 26 ms. Spooler and file locking to be supported in the near future.

Specify single (Release 4) or double density (Release 5).

Requires additional memory in computer.

A machine language program on 5¼" disk ..... \$49.95

Complete business application software available. Write for additional information. Dealer discounts available.

Thinker Toys dual density 8" drive and controller ..... \$1149

Additional drives ..... \$795

8" disk drive connector software on 5¼" disk included with drive(s) and controller without additional charge, or, separately ..... \$49.95

PerSci dual and quad density dual 8" drives to be supported in the near future.

Specify CPU clock speed and Release 4 BASIC or Release 5 BASIC.

North Star DOS and BASIC licensed for use with North Star disk controller only. All software shipped on 5¼" North Star ONLY.

Write for information about COMPU CORP computers.

### Micro Mike's PROGRAM LIBRARY

A one-time fee of \$500 (soon to be increased) buys for the purchaser continuous unlimited access to the programs, updates and revisions in the PROGRAM LIBRARY.

In stock: Intertec Intertubes .. \$874 ea.  
Slightly used (demonstrator ADM-3A CRTs, full upper & lower case) \$695 ea.

Mike's

Micro Mike's, Incorporated

905 South Buchanan  
Amarillo, Texas 79101  
806-372-3633

Circle 183 on inquiry card.

# DP SUPPLIES? *Key Can Do!*

## FLOPPY DISKS

Standard or Mini . . . . 2.98 ea.  
 Memorex . . . . . 4.50 ea.  
 32 Hard Sector  
 (Shugart) . . . . . 2.98 ea.  
 Micom Preformatted . 7.50 ea.  
 (Min. order. 100 ea.)  
 Dual Density . . . . . 4.25 ea.  
 Dual Sided . . . . . 5.50 ea.  
 (Order in units of 20)

G.E. . . . . 5.20 ea.  
 NCR. 300' . . . . . 5.00 ea.  
 Standard (no notch) . 4.90 ea.  
 Nixdorf . . . . . 4.90 ea.  
 Datapoint . . . . . 4.90 ea.  
 Others available. similar savings

## DIGITAL CASSETTES

TRS-80 (15 min.) . . . . 1.49 ea.  
 ANSI (Notch) . . . . . 4.90 ea.

## RIBBONS

Blue & Brown  
 Ribbons . . . . . 32.95 doz.  
 Qume or IBM 6240  
 Type . . . . . 29.95 doz.  
 (New hi-yield. excellent quality)


**TERMS:** First-time customers send check with order to avoid credit check delay. VISA/Master Charge accepted.

ORDER NOW FROM  
 JOHN RICHARDS

## KEY SUPPLY CO.

2101 S. IH 35, Suite 300  
 Austin, TX 78741 (512) 443-1347

All products from major manufacturers fully guaranteed. No limit while quantities last.



## OMSI PASCAL™



Reliable, efficient, production Pascal compiler for the DEC PDP-11 family, including the LSI-11.

### Full Language

All elements of Standard Pascal, including the capabilities not found in student Pascals. Extensions for complete low-level control with direct memory and I/O device access, embedded assembler code, FORTRAN procedure interface.

### Production

Integrated with DEC operating systems (RSTS/E, RT11, RSX, IAS). Compatible with existing file structures, editors, and utilities. Interactive symbolic Debugger with breakpoints and full trace.

### Performance

Fast one-pass compiler runs in 16K words (32KB), translates thousands of lines per minute. Produces compact PDP-11 code that runs circles around interpretive or threaded languages.

### Proof

In production use since 1975 — now at more than 300 customer sites. Warranted for 1 year after purchase.

Write for information, demonstration, manuals, and benchmark.

Oregon  
 Software inc. minicomputer

2340 SW Canyon Road  
 Portland, Oregon 97201  
 (503) 226-7760  
 TWX 910-464-4779

DEC, PDP, RSTS, RT-11, RSX, IAS, and LSI-11 are trademarks of Digital Eq. Corp.

## HARD DISC FOR S100 MICROS

The XCOMP DCF-10 Disc Controller provides the OEM with a high performance, low cost interface for fixed and removable (2315 or 5440) cartridge disc drives. The DCF-10 is currently supported by two operating systems. For information or manuals, contact XCOMP.



**XCOMP**  
 INCORPORATED

9915-A Businesspark Ave., San Diego, CA 92131 • (714) 271-8730

## BYTE BACK ISSUES FOR SALE

The following issues are available:

July, November, 1976; March, May thru September, November and December, 1977; February thru October, 1978; and January, February and May, 1979.


Cover price for each issue thru August '77 is \$1.50 plus 25¢ postage and handling (\$3.50 total foreign).

September '77 thru '79 issues are \$2.00 plus 50¢ postage and handling (\$4.00 total foreign).

Send requests with payment to:

BYTE Publications  
 70 Main St.  
 Peterborough NH  
 03458

Attn:  
 Back Issues



Circle 392 on inquiry card.



# THE BIONIC EAR

A landmark book by John L. Stewart, with technical information never before available. Based on years of research with partial support through the original Air Force Bionics program of the 1960's.

Now you can understand and build devices that behave like the human ear—or a thing called "Hal".

- Speech recognition for the robot
- Aids for the deaf and deaf-blind
- Reliable voice control
- Speech bandwidth compression
- Speech security
- Binaural localization
- Bat-like echoranging
- Sonar target recognition
- Control of animals with sounds
- Language training
- Speech enhancements
- and much, much more . . .

Hardware representations give new understanding of man—not only how, but also **why** the ear works as it does.

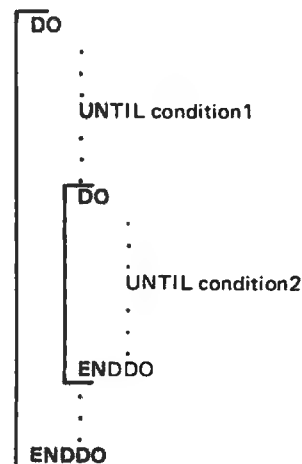
A far-reaching new theory—complete—sophisticated—powerful—destined to influence not only computers, but also concepts in physiology for decades to come.

This new and invaluable information for only \$35.00 plus postage and handling. (\$1.50 regular or \$4.00 priority or UPS Blue in USA and Canada. Other countries add \$12.00 for air or \$3.50 surface, all U.S. funds.) California residents also add 6% sales tax. Send check, money order, or VISA or Master Charge number (and expiration date). Phone orders accepted. Credit only on approval.

**COVOX Publishing** P.O. Box 2342  
Orcutt, CA 93454 • Tel.: (805) 937-9545

data, tables, and the interpreter program is often smaller than the compiled code and data, particularly if the source language is a powerful one, like APL, or contains space consuming operations not supported by hardware, such as  $A \uparrow B$ , where A and B are floating point numbers.

Third, the language presented in the article allows nested DO loops, but the use of UNTIL in this context can lead to problems since an UNTIL within two or more loops is not syntactically connected with a specific loop. For example, the second UNTIL statement in example 1 could express the programmer's intention to leave either the inner or the outer loop when the condition is satisfied. Defining the UNTIL statement semantics to require exit of the innermost enclosing loop when the condition is satisfied solves this problem but it does not correct the flaw in the DO routine in figure 5 of the article. When an UNTIL condition is satisfied, the interpreter seems to search for the first available ENDDO, rather than the matching one. In general this will not work properly, as illustrated by considering the first UNTIL statement in example 1.



Example 1: Nested DO loops.

Fourth, the authors claim that "the lack of statement labels excludes the possibility of errors caused by not nesting DO loops within each other (which is possible in a language like FORTRAN)." In fact, the possibility exists; just take any appropriate FORTRAN nonnested, overlapping DO loop example and remove the statement numbers to see how the error is possible. The difference is that with statement numbers or labels the compiler or interpreter would have sufficient information to detect the error; without them the error must go undetected because the resulting program is syntactically correct.

Fifth, like the factorial function which is presented to illustrate recursion in programming primers, the use of recursion to find matching ENDIFs during interpretation is unnecessary overkill. The nonrecursive use of an "unmatched IF" counter is adequate and conceptually simple. Furthermore, it avoids the problem that "care must be taken in allocating and preserving local data within SEARCH during recursion."

Finally, although APL, like the language presented in the article, does not use operator precedence within expressions, APL expressions are evaluated from right to left, not left to right. Furthermore, APL has numerous nonstandard operators, providing some justification for its no precedence evaluation; in contrast, the language pre-

sented has only standard arithmetic operations plus functions. Thus the claim that the use of precedence in this language would lead to confusion is probably unfounded. Probably the best justification for the decision to have no precedence is that it simplifies implementation somewhat. However, the authors' claim that "this procedure minimizes the size of the stack" is incorrect, as shown by example 2. The FORTRAN expression  $A - B * C$  requires parentheses to be expressed in a precedenceless language. The parentheses, in turn, require an extra level on the operator stack (in general, one for each level of nesting). Example 2 shows that a precedenceless language can, for some expressions, require *more*, not less, stack space than a language using precedence. ■


Language	Expression	Operator Stack (Maximum)	Operand Stack (Maximum)
FORTRAN	$A - B * C$		
precedenceless language	$A - (B * C)$		

Example 2: Stack size comparison.



**SCELBI Publications**

**Calculating with BASIC**



**Special Offer**


Now you can have a good laugh on us! That's right. If you buy Calculating with BASIC now, you'll get our hilarious book, Take My Computer ... Please! at 1/2 price — that's \$3 off, on us! And you'll be sure to laugh. With SCELBI's BASIC routines working in your computer, you'll have plenty of time to enjoy the knee-slapping humor of Take My Computer ... Please! Order now. That's Calculating with BASIC for only \$7.95; Take My Computer ... Please! just \$2.95 additional (sold separately for \$5.95).

**Calculating with BASIC**

Here's a variety of programs in BASIC language to help the student, scientist, engineer, technician or hobbyist apply the language to practical problems. Covers mathematics, finance and statistics, mechanical engineering and electronics. For fun between such serious applications, Hangman and Space Capture games.

Special offer, both books \$10.90\* No. 32 Cal/BASIC only \$7.95\* No. 30

**PIMS**  
Personal Information Management System



Plain talk on what a computer can do for you. How to use a computer without knowledge of programming. 15 examples include personal mailing list, accounts payable — even an intelligent ham radio log. For the TRS-80, PET and others.

\$9.95\* No. 10

**SCELBI Publications, P. O. Box 3133, Milford, CT 06460 203-874-1573**

\*IMPORTANT ORDERING INFO! Include 75 cents postage/handling for each item. Prices shown are for North American customers. Master Charge, VISA, Postal and Bank Money Orders preferred. Personal checks delay shipping up to 4 weeks.

No. 10                       No. 30                       No. 32

Name (please print) \_\_\_\_\_

Card No. \_\_\_\_\_ Bank No. \_\_\_\_\_ Exp. \_\_\_\_\_

Address \_\_\_\_\_

City/State \_\_\_\_\_ Zip \_\_\_\_\_

Signature \_\_\_\_\_ Amt. Enc. \_\_\_\_\_

## SNOBOL Conquers All?

Bruce Burns  
3852 Amundson Av  
Bronx NY 10466

In my experience (at the Bronx High School of Science and at home with my own 6502 system) the most enjoyable part of computing is the coding of algorithms. I know several languages, and I find some beauty in almost every language. The languages I know are BASIC, FORTRAN, LISP, APL, PL/I, and SNOBOL4. BASIC has simplicity, FORTRAN has the virtue of speed (FORTRAN compilers have developed quite a bit over the years), LISP has a straightforwardness unparalleled in most other languages; PL/I has the virtue of strong structure, and while I know almost no Pascal, it is obvious that it, too, shares this virtue. APL has sheer array processing

power and great elegance with its implicit looping and other simplifying features. And, finally, I get to SNOBOL4, by far my favorite.


I feel that SNOBOL4 is one of the most powerful languages in existence. Like APL, it is loaded with elegance and implicit looping, and, also like APL, it lacks the standard structures for repetition of BASIC, FORTRAN, PL/I, and Pascal such as the FOR-TO or DO loops. These structures are not needed as much in SNOBOL4 programs. In addition, the language is powerful enough to permit user defined functions which are implementations of these structures. An example of the powerful implicit looping coupled with some explicit looping is the following statement, which will (in the full scan mode) permute the characters in the string S so that they are in increasing lexical order. This is useful in certain applications which involve set operations:

```
LEX_ORD S LEN(1) $ A LEN(1) $ B  
*LGT (A,B) = B A :S(LEX_ORD)
```

**IMMEDIATE  
DELIVERY**  
Domestic & Export

**DEC LSI -11  
COMPONENTS**

A full and complete  
line with software  
support available.



**Mini Computer  
Suppliers, Inc.**

25 CHATHAM ROAD  
SUMMIT, NEW JERSEY 07901  
SINCE 1973

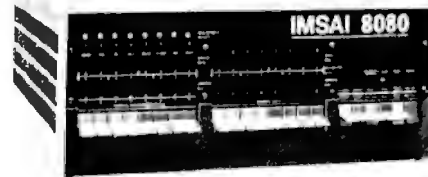
**(201) 277-6150 Telex 13-6476**

SNOBOL4's major feature is its dexterity with string manipulation, particularly the operation of pattern matching (ie: the language is good at scanning strings; looking for patterns; and processing them when found). But in addition to these capabilities, SNOBOL4 yields considerable power with respect to data manipulation. I know of no other language (not even APL, which specializes in array manipulation) that allows an array to have an integer in one element, a real number in the next, a string in the next, another array in another, *itself* in still another, etc. One may put *any* datatype into *anything*, and one may also create user defined datatypes if desired. The reaction of some people to all this is indifference, but they are missing the point; the best part is knowing you can do it. Besides, one of the most important applications of a language of SNOBOL4's string processing capabilities is implementation of experimental languages, and with these other abilities, one may create all sorts of arbitrarily complex languages.

While all these abilities may seem confusing at this time, when they are fully understood they are simple to use and the good programmer will soon master them. Opponents to the language say they feel that the language's power invites unstruc-



# Bits Bytes Books Bargains



**IMSAI • Cromemco • SWTPC •  
Lear-Siegler • Problem Solvers •  
RCA • North Star • Verbatim •  
ALPHA Micro Systems and others**

Fast, off the shelf delivery.  
Give us a call TOLL FREE  
**800/523-5355**

**MARKETLINE SYSTEMS, Inc.**  
2337 Phillmont Ave., Huntingdon Valley, Pa. 19006  
215/947-6670 • 800/523-5355

Dealer Inquiries Invited

tured programming because facilities such as run time symbol tables and run time SNOBOL4 code compilation are easy powers to get carried away with. But if programmers take the time and care to know the language they are programming in, they will be in full control. It is possible to create well-structured functions which even redefine themselves during execution. This can simplify a program considerably, but it must be done carefully or the program will be an undebuggable mess.

I recently wrote a function in SNOBOL4 that takes the inner product of arrays of arbitrary dimensions—that is, of any size and any number of dimensions. In APL, this function is a primitive (built-in) function, but I challenge anyone to produce the same in BASIC, FORTRAN, or PL/I. Like APL's generalized inner product, my function allows any two operations to be utilized in the formation of the product array. The definition in SNOBOL4 is easily followed. Upon call, the function goes through some initialization, then redefines itself and calls itself recursively for each dimension of the involved arrays. In this manner, it is evident that the function will work as well for multidimensional arrays as for vectors, and verifying it for vectors is very easily done. This function is a good example of the freedom with which SNOBOL4 processes all sorts of datatypes.

I cannot deny that SNOBOL4's powers may be easily abused, so I must warn that it is a language only for programmers who can discipline their own thinking and don't need a computer language to force them to do so. For those people, SNOBOL4 will perform amazingly well.

SNOBOL4 has remained a language found *only* in large batch computers for too long. It is time to introduce it to the personal computer enthusiast, who can use its great powers to his or her own ends. (It has been found that SNOBOL4 is extremely good for game programming.) And so, any fellow BYTE reader who knows and loves SNOBOL4, please join me in my crusade for SNOBOL4 on microcomputers. I am aware of the fact that there are real reasons why SNOBOL4 has thus far run only on large computers, but these troubles must be overcome. I also hope I have sparked interest in any potential SNOBOL4 users reading this. If what I have described intrigues you, look into the language. You won't be sorry. ■



## the **ULTIMATE** in **CHEAP VIDEO**

**BOOK & KIT  
ONLY \$42.95**

Don Lancaster's "Cheap Video" concept allows almost unlimited options, including:

- \* Scrolling - Full performance cursor.
- \* Line/Character formats of 16/32, 24/80, 32/64 .... or almost anything.
- \* Graphics - up to 256 X 256 B&W; 96 X 128 COLOR (requires low-cost option modules)
- \* Works with 6502, 6800 and other micros.

**SPECIAL OFFER:** Buy the Kit (upper case alpha-numeric option included) & get the Book at 1/2 price.

**PEA** ELECTRONICS, DEPT. 6-B, 1020 W. WILSHIRE BLVD., OKLAHOMA CITY, OK 73116

I'm Sold, PLEASE RUSH..... ( ) SEND FREE CATALOG

( ) TVT-65g Kit & Cheap Video Cookbook - \$42.95 (enclosed)

( ) TVT-65g Kit only (book required for assembly) - \$39.95

name: \_\_\_\_\_

address: \_\_\_\_\_

city: \_\_\_\_\_ state: \_\_\_\_\_ zip: \_\_\_\_\_

**PEA** ELECTRONICS DEPT. 6-B, 1020 W. WILSHIRE BLVD., OKLAHOMA CITY, OK 73116

## Random Comments

David Thornley  
2600 Bryant Av S, #205  
Minneapolis MN 55408

In the September 1978 BYTE ("Letters," page 17), Scott Johnson inquired about the production of random numbers, particularly hardware-generated ones. The first and foremost consideration in generating and using random numbers is to access Donald E Knuth's *The Art of Computer Programming: Volume 2, Seminumerical Algorithms*. Most of what I am going to say is derived from there.

First, beware of assuming that a process, whether hardware or software, produces random numbers simply because the process by which it produces numbers is incompletely understood. If you wish to use such a source, test the results for randomness using every test you can think of. There are many good ones in Knuth's book. The Z-80 refresh register, by the way, can be a good source for one random number, but is not recommended for more

than one. As far as I can tell, the refresh counter is incremented every time an instruction fetch occurs, which makes it rather deterministic, although if a variable delay is imposed (such as waiting for an entry from the keyboard) it could be used.

For outside randomness, just look around you. Plug your computer into your stereo receiver, set the selector to AM, find a frequency away from any broadcasts, and fiddle with the volume until you get random bits from the static. (To even out the distribution of low and high bits, take the transitions from low to high and high to low as your bit input — in other words, take 2 bit signals, throw out 00 or 11, and treat 01 as 0 and 10 as 1.) This may or may not work, but if it does work it is a quick way to randomness. Give some thought to encouraging noise in the system. Read random numbers off the cassette of your favorite rock group ... be creative.

For those, like myself, who know something about programming but are lost with hardware, this formula is taken from Knuth's book cited above:

$$"X_{n+1} = (a \times X_n + c) \text{ mod } M"$$

where M is the word size you are using (probably hexadecimal 10000), a is between hexadecimal 300 and 7C00, and has 5 or D as its last digit, and c is odd and somewhere in the neighborhood of hexadecimal 3800. The calculation must be performed exactly, which is much easier in assembler than in BASIC; in the former, one merely disregards the inevitable overflow. Starting with  $X_0$  at any initial value, this will give a long series of good pseudorandom numbers.

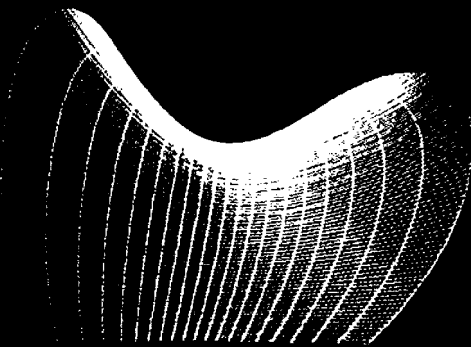
Finally, for people with RND functions, here are several tips: Generating random numbers until the user hits the BREAK key (or otherwise inputs something) is a great way to get a random seed as long as the system does not somehow reinitialize the seed before the program uses the random numbers. Or, to make an intrinsically questionable generator work, throw out a random number of numbers as follows:

```
LET J=INT (10*RND(0)+1)
FOR I=1 TO J
LET X=RND(0)
NEXT I
```

This would fit well in a program as a subroutine, to be called whenever a random number was desired.

I hope this information will be of use to some people. ■

### At Last! HIGH RESOLUTION S-100 GRAPHICS



Unretouched photograph

**\$925**

Complete interface  
Assembled and tested  
On-board memory  
Standard video output  
Monitor extra  
FOB Cambridge

- LIGHT PEN
- HIGH RESOLUTION
- 512 X 640 MATRIX
- S-100 PLUG-IN
- HIGH SPEED
- SOFTWARE

Send for brochure and data

**CAMBRIDGE DEVELOPMENT LAB**

44 Brattle Street, Cambridge, MA 02138  
Call (617) 547-3894



# Event Queue

June 2, University of Wisconsin — Parkside Computer Fair III, Kenosha WI. Contact Don Piele, UW-P Computer Fair III, University of Wisconsin-Parkside, Kenosha WI 53141.

June 3-6, 1979 International Summer Consumer Electronics Show, McCormick Place, Chicago IL. This show serves as the marketplace for the entire consumer electronics industry. Contact Consumer Electronics Show, 2 Illinois Center, Suite 1607, 233 N Michigan Av, Chicago IL 60601.

June 4-5, Computer Cryptography, Massachusetts Institute of Technology, Cambridge MA. Instruction in the Data Encryption Standard and the new public key cryptographic systems will introduce a working knowledge of the use of cryptography in computer applications. Managers and operators of computer systems will also become acquainted with economic and implementation issues as well as techniques for using this new science in communication networks. Contact MIT, Center for Advanced Engineering Study, Cambridge MA 02139.

June 4-6, Laser Beam Information Systems, New York NY. This seminar will cover the application of laser technology to image and data manipulation in the form of scanning, transmission and reproduction. It will lead the student through the principles and practices of laser beam information systems in preparation for direct application to such fields as facsimile, computer memory and display, target identification, reconnaissance, photo composition, and image manipulation. Contact The University of Chicago, Center For Continuing Education, 1307 E 60th St, Chicago IL 60637.

June 4-7, 1979 National Computer Conference, New York Coliseum, New York NY. NCC '79 will feature a premier showcase of the state of the art in computing and data processing. Leading organizations, large and small, will show the latest equipment and services in approximately 1500 booths. More than 100 program sessions are planned, emphasizing the four major areas of management, applications, science and technology, and social implications. In conjunction with NCC '79, a Personal Computing Festival of commercial exhibits, application demonstrations, and technical sessions on microcomputer systems and applications will be held at the Americana Hotel. Contact NCC '79, c/o American Federation of Information Processing Societies Inc, 210 Summit Av, Montvale NJ 07645.



Paper bags may be fine for lunches. But, they offer poor protection for your programs and data.



Carry media in specially-engineered En Route cases. They guard data against contaminants and impact.

## If your data merits more care than your lunch does, consider an En Route™ case from Inmac.

Around town or around the world, you can't cart media in a paper bag. But what else is there? Have you ever tried to jam a multi-platter pack or 10 tapes into a suitcase?


Four reasons why En Route cases help defend your data in transit.

1. Rugged high-impact housing is ribbed on top for rigidity, strength and fast identification. And the inside foam resists sudden impact.
2. Security of a lock and aluminum tongue-in-groove valance that keeps out moisture and debris.
3. Compact enough to take on a plane and easily store under your seat.
4. Guarantee. Use the case for 45 days. If you're not satisfied, return it

to Inmac (formerly Minicomputer Accessories Corporation).

- Metal handle, riveted on.
- Foam lining and removable dividers resist impact.
- Lock for more security.
- Top ribbing adds strength.

- 2721-X: For disk cartridges, packs. Holds up to 5 front-loading cartridges, 3 top-loaders, or one single, multi-platter disk pack.
- 2722-X: For disk cartridges, packs. Holds up to 2 cartridges or one 5-platter pack.
- 2711-X: For mag tape. Holds 10 of any length.



Order today, call...  
operator 250 toll-free at  
**800-543-3000**  
(in Ohio 800-582-1364)

- 2721-X @ \$67.00\*
- 2722-X @ \$52.00\*
- 2711-X @ \$52.00\*

For free catalog, circle reader service number below.

\*Freight charges extra unless check accompanies order. In CA, VA and NJ, add sales tax.

**Inmac** Dept. W  
130 S. Wolfe Rd. Sunnyvale, CA 94086

...or use this handy coupon.

Name \_\_\_\_\_  
Company \_\_\_\_\_  
Address \_\_\_\_\_  
City \_\_\_\_\_  
State \_\_\_\_\_ Zip \_\_\_\_\_  
 Check enclosed (we pay freight).  
 Bill my company, P.O. no. \_\_\_\_\_  
 Charge my  VISA  M/C acct.  
number \_\_\_\_\_  
expiration date \_\_\_\_\_



June 6-8, Twelfth Annual Association of Small College Computer Users in Education Conference, Denison University, Granville OH. Sessions will include the presentation of papers, demonstrations of the educational use of microcomputers, computer text book surveys, discussions with authors of computer texts, administrative uses of computers in small colleges, and a tutorial on microprocessors. Contact Douglas Hughes, Computer Center, Denison University, Granville OH 43055, (614) 587-0810.

June 6-8, Eighth Annual Conference of the MUMPS Users Group, Marriott Hotel, Atlanta GA. Papers will be presented on all aspects of MUMPS development, implementation, and use. Contact Judith Faulkner, Program Committee, Department of Psychiatry, Clinical Sciences Ctr, 600 Highland Av, Madison WI 53792.

June 6-8, Computer Contract Negotiation, New York NY. This three day course is designed to give participants sound answers to the complex ramifications of preparing and negotiating computer contracts. Contact Brandon Consulting Group Inc, 505 Park Av, New York NY 10022.

June 11-13, Minicomputers and Distributed Processing, Chicago IL. This seminar will examine the uses, economics, programming, and implementation of minicomputers. Contact The University of Chicago, Center For Continuing Education, 1307 E 60th St, Chicago IL 60637.

June 13-15, Computer Applications in Industry, Grenoble FRANCE. This symposium is intended as a forum for the discussion of recent advances in the applications of computers to industrial processes. The symposium will cover basic problems in computer science as related to industrial applications. Contact ALPES Congres, Avenue d'Innsbruck, 38029, Grenoble-Cedex, FRANCE.

June 19-21, International Microcomputers/Minicomputers/Microprocessors '79, Palais des Expositions, Geneva SWITZERLAND. Focusing on the changing state of the art in mini/microcomputers and microprocessors, the 1979 conference program will probe advances in systems and equipment with emphasis on practical applications and uses of minicomputers and microcomputers as well as the techniques important to their development.

June 19-23, First Annual Meeting of The American Association of Physics Teachers, New Mexico State University, Las Cruces, NM. The theme of this meeting will be the use of microcomputers in physics teaching. Contact American Association of Physics Teachers, Graduate Physics Building, SUNY at Stony Brook, Stony Brook NY 11794.

June 20-22, The 1979 Symposium of the Wilmington Section of the Instrument Society of America, University of Delaware, Newark DE. The symposium theme: "Measurement Technology for the 80s," is being programmed by three of ISA's divisions: Process Measurement and Control, Analysis Instrumentation, and Water and Waste Water Industries. Contact A H Straightiff, E I DuPont de Nemours and Co Inc, (302) 366-3810.

June 25-26, Forum on Information Resource Management, Drake Hotel, Chicago IL. Addressing the theme: "Information Resource Management in the Years of Change," the forum will provide an outlook for the next decade in terms of information systems technology. Contact Ken Burroughs, DBD Systems, 1500 N Beauregard St, Alexandria VA 22311.

June 25-29, Applied Numerical Methods, The University of Michigan, Ann Arbor MI. This course is intended for individuals in industry and branches of the government who wish to acquire a working knowledge of fundamental numerical methods. Emphasis will be placed on computer solutions to practical engineering and scientific problems. Contact Engineering Summer Conferences, 400 Chrysler Ctr, North Campus, The University of Michigan, Ann Arbor MI 48109.

June 27-29, Data Processing Operations Management, Toronto Canada. This seminar will emphasize the management skill and techniques applicable to the data processing operations function. Contact The University of Chicago, Center For Continuing Education, 1307 E 60th St, Chicago IL 60637.

June 27-29, Machine Processing of Remotely Sensed Data, Purdue University, W Lafayette IN. The symposium will focus upon the theory, implementation and novel applications of machine processing of remotely sensed data. Contact Purdue University, Laboratory for Applications of Remote Sensing, 1220 Potter Dr, W Lafayette IN 47906.

July 9-20, Computing Systems Reliability, University of California, Santa Cruz CA. Contact Institute in Computer Science, University of California Extension, Santa Cruz CA 95064.

July 11-13, Microcomputer Applications, Southern Technical Institute, Marietta GA. See August 1-3 for description. Contact Dr Richard L Castellucis, Southern Technical Institute, Electrical Engineering Technology Dept, 534 Clay St, Marietta GA 30060.

July 16-27, Introduction to Digital Electronics and Microcomputer Interfacing, Lexington VA. This hands-on laboratory course is for academic and industrial personnel. There will be approximately 60 hours of laboratory

instruction with one microcomputer laboratory station for each two participants. Contact Prof Philip Peters, Dept of Physics, Virginia Military Institute, Lexington VA 24450.

July 19-20, BASIC: A Computer Language For Executives, New York NY. Executive computing will be discussed, including problem solving, planning, forecasting and database systems. Also to be covered are programming fundamentals, the mindless computer, sequence, decision and iteration, computer languages and BASIC. Contact American Management Associations, 135 W 50th St, New York NY 10020.

July 23-27, Finite Element Method In Mechanical Design, The University of Michigan, Ann Arbor MI. This course is intended for engineers working in mechanical design where knowledge of stresses, displacements, or vibratory motion is important. No previous experience with finite elements is assumed. The course will familiarize the attendee with finite element modeling concepts and will review the fundamentals on which the method is based. Contact Engineering Summer Conferences, 400 Chrysler Ctr, North Campus, The University of Michigan, Ann Arbor MI 48109.

August 1-3, Microcomputer Applications, Southern Technical Institute, Marietta GA. The emphasis of this seminar will be on the applications of microcomputers in industry. Software, hardware and interfacing techniques will be discussed. Contact Dr Richard L Castellucis, Southern Technical Institute, Electrical Engineering Technology Dept, 534 Clay St, Marietta GA 30060.

August 6-8, Pattern Recognition and Image Processing, Hyatt Regency O'Hare, Chicago IL. This conference is sponsored by the Machine Intelligence and Pattern Analysis Committee of the IEEE Computer Society. The program will consist of submitted and invited papers and a large trade show of graphics and image processing equipment. Contact PRIP 79, POB 639, Silver Spring MD 20901.

August 8-10, SIGPLAN Symposium on Compiler Construction, Boulder CO. This symposium will consider methods of constructing compilers and experiences with them. The emphasis will be less on theoretical methods and more on techniques applied to real compilers. Contact Prof Leon Osterweil, Dept of Computer Science, University of Colorado, Boulder CO 80309.

August 8-10, First Annual Conference on Research and Development in Personal Computing, Hyatt Regency O'Hare, Chicago IL. This conference is sponsored by the Association for Computing Machinery (ACM) Special Interest Group on Personal Computing (SIGPC). A large trade show of personal computer and graphics equipment is planned to

accompany an assortment of papers, panels, user group meetings, workshops, and person to person poster booths. Contact Bob Gammill, Computer Science Div, Dept of Mathematical Sciences, 300 Minard Hall, North Dakota State University, Fargo ND 58102.

**August 13-15, Conference on Simulation, Measurement and Modeling of Computer Systems, Boulder CO.** This conference will feature performance prediction techniques employed during the design, procurement and maintenance of computer systems. It will provide a forum for both applied and theoretical work in the disciplines of performance monitoring, modeling, and simulation of computer systems. Contact Gary Nutt, Xerox PARC, 3333 Coyote Hill Rd, Palo Alto CA 94304.

**August 13-16, Q-GERT Network Modeling and Analysis, Ramada Inn, Lafayette IN 47905.** This course will provide the attendee with the information necessary to model complex systems using Q-GERT. Emphasis will be on the procedures for modeling and analysis. Contact Pritsker and Associates Inc, POB 2413, W Lafayette IN 47906.

**August 13-17, High Speed Computation: Vector Processing, The University of Michigan, Ann Arbor MI.** In this course, the architectural, software, and algorithmic issues of vector architecture are coordinated through the discussion of concepts in computer architecture, and by detailed study of current vector processors and their use. Contact Engineering Summer Conferences, 400 Chrysler Ctr, North Campus, The University of Michigan, Ann Arbor MI 48109.

**August 19-22, International Conference on Computing in the Humanities, Dartmouth College, Hanover NH.** This conference is intended to foster computer research and technique in all areas of humanistic study, to promote international cooperation in the development of programs, data banks, and equipment, and to make the results of research available. The program will include a plenary session each evening and shorter sessions during the day. Contact Stephen V F Waite, Kiewit Computation Ctr, Dartmouth College, Hanover NH 03755.

*In order to gain optimum coverage of your organization's computer conferences, seminars, workshops, courses, etc, notice should reach our office at least three months in advance of the date of the event. Entries should be sent to: Event Queue, BYTE Publications, 70 Main St, Peterborough NH 03458. Each month we publish the current contents of the queue for the month of the cover date and the two following calendar months. Thus a given event may appear as many as three times in this section if it is sent to us far enough in advance.*

# BYTE's Bits

## Call for Papers

The Thirteenth Meeting of the Hawaii International Conference on System Sciences will be held January 3 thru 4, 1980 at the Ilikai Hotel in Honolulu HA. Papers on either theory or practice in the broad areas of computer hardware and software, and advanced computer systems applications may be submitted. Special emphasis will be placed on medical information processing and decision support systems for upper level managers in organizations. The papers will be refereed and printed in the proceedings of the conference. Three copies of the full text of each paper should be sent to Dr Ralph H Sprague Jr, College of Business Administration, University of Hawaii, 2404 Maile Way, Honolulu HA 96822 and must arrive by July 13 1979. Notification of acceptance and those papers to be presented will be mailed by September 15 1979. The conference is sponsored by the Department of Decision Sciences, the Department of Electrical Engineering, and the Department of Information and Computer Sciences at the University of Hawaii in cooperation with the ACM.

## Pictures from Space?

People interested in receiving satellite picture images (such as weather maps) would do well to read the 1968 NASA document number NASA SP-5079. The document, entitled *Constructing Inexpensive Automatic Picture-Transmission Ground Stations* by Charles H Vermillion, was possibly the first report aimed at inexpensive receivers. As stated in the report summary:

This report describes how one can procure or build the antenna, FM receiver, and other components for an Automatic Picture Transmission (APT) ground station. Detailed drawings and parts lists are included. Installation, alignment, and operation of the APT ground station are also described.

When the report was published in 1968, compatible satellites were expected to be operational until 1972 although future extension programs were planned. The information contained within the report gives enough background to get the serious hobbyist started on a current set-up if updated information can be found. We would be interested in hearing from anyone with current information.

## Build The World's Most Powerful 8-Bit Computer Featuring The Famous Intel 8085! Explorer/85™


Starting for just \$129.95 you can now build yourself a sophisticated, state-of-the-art computer that can be expanded to a level suitable for industrial, business and commercial use. You learn as you go... in small, easy-to-understand, inexpensive levels!

- Features Intel 8085 cpu/100% compatible with 8080A software!
- Onboard S-100 bus (up to 6 slots)!
- Onboard RAM and ROM expansion!
- Built-in deluxe 2K Monitor/Operating ROM!
- Cassette/RS 232 or 20 mA J4-1/2 8-bit parallel I/O and timer all on beginner's Level "A" system!

EXPLORER/85 gives you big computer features immediately without turning you into an appliance operator... doomed to run pre-developed software for life. Simply connect EXPLORER to a terminal, video monitor or tv set and 8 volt power supply and start running programs... the very first night! Level "A" teaches you machine language and computer fundamentals... it lets you run exercise programs including programs to examine the cpu registers, examine memory, kill memory, move memory and make up games. You can load and play back these programs on an ordinary tape cassette—and display your efforts on any tv screen, video monitor or printer (\$3.95 RF modulator required for tv use). The simplified architecture of the Intel 8085 makes EXPLORER far easier to understand than computers using the older, more complex, but less powerful 8080A. Then when you're ready, EXPLORER can be expanded—by you—to rival the power of any 8 bit computer on earth. Or you can customize it to perform a dedicated task... thanks to onboard prototyping, RAM and ROM expansion capabilities.

### LEVEL "A" SPECIFICATIONS

EXPLORER's Level "A" system features an advanced Intel 8085 cpu which is 50% faster than its 8080A predecessor... compatible with 8080A software which you'll discover exists by the ton. Big computer features include an 8355 ROM with 2K deluxe monitor/operating system which has two programmable 8-bit bi-directional parallel I/O ports, built-in cassette interface with tape control circuitry to allow labeling cassette files and commands which include display contents of memory, run at user location (go to), insert data, move contents of memory, examine registers individually or all, fill command (to bit) contents of memory with any variable, automatic baud rate selection, program made characters per line display output format and more! An 8155 RAM—I/O chip contains 256 bytes of RAM, two programmable 8 bit bi-directional and one programmable 6-bit bi-directional I/O ports plus programmable 14-bit binary counter/timer, user interrupt and reset switches. Onboard expansion provisions exist for up to six S-100 boards, 4K of RAM and 8K of ROM PROM or EPROM.



As featured in POPULAR ELECTRONICS

EXPLORER/85 shown with Video Monitor and Keyboard/Video Terminal

### CHOICE OF HEX KEYPAD OR TERMINAL INPUT

If you plan to customize EXPLORER for dedicated use, we recommend that you order hex keypad input. But if you are planning to go whole hog and blow EXPLORER up into a full size, state-of-the-art system with BK or extended basic (coming soon) up to 64K of memory, floppy disks, telephone interface, printers, and all sorts of S-100 plug-ins—you'll be better off with the keyboard/Video Terminal input. The \$149.95 EXPLORER Keyboard/Video Terminal includes full ASCII decoding with 128 ASCII upper/lower case set, 96 printable characters, onboard regulators and selectable display formats—32x16 for tv set or 64x16 for video monitor (not included).

### EXPAND EXPLORER, LEVEL-BY-LEVEL

Level "B", at \$49.95 adds S-100 signals plus onboard RAM/ROM decoding. Includes all parts necessary to generate the signals for S-100 bus accessories. Just add two S-100 bus connectors and you have a complete S-100 compatible computer with a world of add-ons at your fingertips. Choose from hundreds of products to satisfy your individual needs. Level "B" kit also includes the address decoders for onboard RAM and ROM expansion, which are addressable anywhere in the 62K level.

Level "C" expansion, at \$39.95 expands the S-100 bus to allow a total of six S-100 cards to be plugged into EXPLORER's motherboard and contained in EXPLORER's steel cabinet. Includes all hardware, mounting brackets, board guides, etc. Just add the number of S-100 bus connectors you need.

Level "D" expansion, at \$69.95 gives you 4K of onboard static RAM utilizing 2114 IC's. Your board will also accept four 2716 EPROM's which can be purchased separately. You now have an advanced mainframe that can be customized with the peripherals of your choice to fit any (or all) specific requirements. Each level of EXPLORER is completely required for the ultimate in stability. Factory service is available from Helitronics. Order your EXPLORER today!

### ORDER FROM THIS COUPON TODAY!

Netronics R&D Ltd., Dept. BY-6, 333 Litchfield Road, New Milford, CT 06676

<input type="checkbox"/> Level "A" EXPLORER/85 kit (specify kit terminal or <input type="checkbox"/> hex keypad input) \$129.95 plus \$3 p&h	<input type="checkbox"/> Deluxe Steel Cabinet for EXPLORER/85 \$39.95 plus \$3 p&h
<input type="checkbox"/> Power Supply kit, 5 amp ±6 volt, \$34.95 plus \$2 p&h	<input type="checkbox"/> Deluxe Steel Cabinet for Keyboard/Video Terminal, \$19.95 plus \$2.50 p&h
<input type="checkbox"/> Intel 8085 User's Manual \$7.50 p&h	<input type="checkbox"/> RF Modulator kit \$8.95 p&h
<input type="checkbox"/> ASCII Keyboard/Video Terminal kit \$149.95 plus \$3 p&h	<input type="checkbox"/> Total Enclosed (Conn. res. add tax) \$_____
<input type="checkbox"/> Hex Keypad kit for hex version \$69.95 plus \$2 p&h	<input type="checkbox"/> VISA <input type="checkbox"/> Master Charge <input type="checkbox"/> Exp. Date _____
<input type="checkbox"/> Level "B" S-100/Onboard RAM/ROM Decoder kit (less S-100 connectors) \$49.95 plus \$2 p&h	Account # _____
<input type="checkbox"/> Level "C" S-100 S-Card Expander kit (less connectors) \$39.95 plus \$2 p&h	PHONE ORDERS CALL (203) 354-9375
<input type="checkbox"/> S-100 Bus Connectors (gold) \$4.85 each	Print Name _____
<input type="checkbox"/> Level "D" 4K Onboard RAM kit \$69.95 plus \$2 p&h	Address _____

City \_\_\_\_\_ State \_\_\_\_\_ Zip \_\_\_\_\_

DEALER INQUIRIES INVITED

### Sixth Colloquium on Microwave Communications Offers Proceedings

The Sixth Colloquium on Microwave Communications was held in Budapest between August 29 and September 1 1978. The organization was undertaken by the Scientific Society for Telecommunication and the Research Institute for Telecommunication of Hungary by sponsorship of the International Union of Radio Sciences and the Hungarian Academy of Sciences. The following principal subjects were on the agenda of the meeting: communication systems — trends and foundations; circuit theory and computer aided design; electromagnetic fields and antennas; microwave circuits and devices; and materials for microwave applications. The proceedings containing all papers have been issued in two volumes of 944 pages in English, and are available at a price of \$30 plus postage. Contact OMKDK Technoinform, Budapest, VIII Reviczky u 6 HUNGARY.

### Fourth European Conference on Electrotechnics Announcement and Call for Papers

The fourth European Conference on Electrotechnics, EUROCON '80, will be held in Stuttgart Germany on March 24 thru 28 1980. The conference theme is "From Electronics to Microelectronics

— Trends and Applications." Key professionals and industry leaders will give a comprehensive overview as well as reports on the latest developments in this area. A commercial and scientific exhibition will illustrate and supplement the technical presentations.

The conference theme will be covered in approximately 160 papers under four main headings: technology of microelectronics; microelectronics in telecommunications and data processing; electronics in electrical power systems and control; and electronics and microelectronics in other fields. Papers are invited to be submitted to: Professor Dr W Kaiser, Chairman Program Committee EUROCON '80, University of Stuttgart, Breitscheidsstrasse 2, D — 7000 Stuttgart 1 GERMANY. Abstracts are limited to 500 words and should arrive no later than June 30. The completed text of accepted papers must be received by December 31.

### The 3rd World Conference on Medical Informatics Issues a Call for Papers

The 3rd World Conference on Medical Informatics will be held in Tokyo Japan, September 29 thru October 4 1980. Medical informatics is the application of computer technology to all fields of medicine — health care, medical teaching and medical research. The organizers of this conference are seeking

papers in clinical care; administrative, educational and public health applications; information technologies and research; and available systems and products. If you are interested in submitting a paper, write to Morris F Collen MD, Chairman of MEDINFO '80 Program Committee, Director, Medical Methods Research, Kaiser-Permanente Medical Care Program, 3700 Broadway, Oakland CA 94611. Final instructions for preparation of papers and special master typing forms will then be sent to you. The deadline for papers is December 10 1979.

### Call for Papers: The Eighth World Computer Congress

The Eighth World Computer Congress (IFIP '80), sponsored by the International Federation for Information Processing (IFIP) will be jointly held in Tokyo Japan on October 6 thru 9 1980 and in Melbourne Australia on October 14 thru 17 1980. The Congress will feature presentations on state-of-the-art developments in technology, equipment, and applications prepared by information processing professionals from around the world. In order to identify and schedule these speakers and topics, the Program Committee has recently issued a formal call for papers. Those papers accepted will be delivered in either Tokyo or Melbourne, and in some cases at both locations. Potential authors should contact AFIPS, 210 Summit Av, Montvale NJ 07645 to receive a copy of a brochure which explains all requirements and necessary qualifications.

### IEEE Conferences and Meetings

An extensive listing of IEEE Computer Society sponsored conferences and meetings through 1981 is available by writing Harry Hayman, Executive Secretary IEEE, POB 639, Silver Spring MD 20901.

### More Cryptographic Notes


Anyone looking for an in-depth article on data encryption should read two papers brought to our attention by William Flynn. One is a reprint of an article by Ehsam et al which appeared in the *IBM Systems Journal*, Volume 17, Number 2, entitled "A Cryptographic Management Scheme for Implementing the Data Encryption Standard." The cost is 50¢ per reprint and the IBM order number is G321-5066. For \$1.75 you can obtain a copy of the issue which is devoted entirely to cryptography. Write to IBM Systems Journal Reprints, Armonk NY 10504.

The other paper, *FIPS Publication 46*, is available from the US Department of Commerce, National Technical Information Service, 5285 Port Royal Rd, Springfield VA 22161, at a cost of \$4 for a paper copy and \$3 for a microfiche copy. ■

## NEW FROM MOUNTAIN HARDWARE. THE APPLE CLOCK.

### New utility for your computer.

Now, there's a real time clock for the Apple II\*: the Apple Clock from Mountain Hardware. It keeps time and date in 1mS increments for one year. On-board battery backup keeps the clock running in the event of power outage. Easy to use with BASIC using routines carried in on-board ROM. That means you can time events, put time and date on printouts, create games in which elapsed time is important... and many more. Mountain Hardware offers a complete line of peripheral products for many fine computers.



Available at your dealer's. Now.

## Mountain Hardware, Inc.

300 Harvey West Blvd.

Santa Cruz, CA 95060 (408) 429-8600

\*Apple II is a trademark of Apple Computer, Inc.





# WHAT'S IT?

(Wow! How'd All That Stuff get In There?)

from Computer Headware . . .  
a Self-Indexing Query System

for your Apple II, North Star, or CP/M machine

Distributed by:

- Information Unlimited / 219-763-2244  
P.O. Box 8372, Merrillville, Indiana 46410
- Lifeboat Associates / 212-580-0082 (CP/M model only)  
2248 Broadway, Suite 34, New York City 10024
- Structured Systems Group, Inc. / 415-547-1567  
5208 Claremont Avenue, Oakland, California 94618

## THE MM-103 DATA MODEM AND COMMUNICATIONS ADAPTER

### FCC APPROVED

Both the modem and telephone system interface are FCC approved, accomplishing all the required protective functions with a miniaturized, proprietary protective coupler.

### WARRANTY

One year limited warranty. Ten-day unconditional return privilege. Minimal cost, 24-hour exchange policy for units not in warranty.

### HIGH QUALITY

-50 dBm sensitivity. Auto answer. Auto originate. Auto dialer with computer-controlled dial rate. 61 to 300 baud (anywhere over the long-distance telephone network), rate selection under computer control. Flexible, software-controlled, maskable interrupt system.

### ASSEMBLED & TESTED

Not a kit! (FCC registration prohibits kits)

**LOW PRICE—\$319.<sup>95</sup> For Modem AND Coupler**



**Potomac Micro-Magic, Inc.**

Write for brochure:  
First Lincolnia Bldg., Suite B1  
4810 Beauregard St.  
Alexandria, Va. 22312



Call for further information:  
VOICE: (703) 750-3727  
MODEM: (703) 750-0930 (300 baud)



# Timesharing:

Sheldon Linker  
6399 Wilshire Blvd  
Suite 1010  
Los Angeles CA 90048

## Squeezing the Most from your Micro

*Table 1: An example of a quick relocation scheme designed with a 6800 processor in mind. This set of instructions would be stored along with the program on the auxiliary memory to direct the loader as to how to reinsert the data into main memory each time the program was run. The point of this scheme is to provide a minimal amount of computation when a program is loaded from a library into memory prior to execution. Similar schemes can be chosen for any particular computer's architecture.*

Command to Run Time Loader	Explanation
Start absolute loading:	The header code is followed by the absolute start address. In this case, the loader behaves as any other loader. There is no relocation of the data and instructions that follow. Loading starts at the address given.
Start relative loading:	The header code is followed by an address. Loading begins at the first available address, as determined by the operating system. From this point on, a relocation factor will be added to all instructions and data flagged for relocation.
Skip bytes:	This code is followed by a number designating the number of bytes to be skipped. This is useful in defining uninitialized buffers and is more efficient than repeated uses of code to reserve one or two bytes (see below).
Define absolute start address:	The header code is followed by the absolute start address. If the routine is a subroutine, this code would not be used as the module has no start address. When this code is used the program will be started at the specified address once loading is completed.
Define relative start address:	Similar to the preceding code; however, program execution will start in a position relative to the first location.
One byte:	The header code is followed by one byte. This code gets no relocation, because it is either an instruction without an address, or data which is too small to be an address.
Two bytes absolute:	The header code is followed by the two bytes. This code also receives no relocation because it is either an absolute address value, a one byte immediate instruction with its data byte, or it is a relative address instruction which is self-relocating.
Three bytes relative:	The header code is followed by the 3 byte instruction. This code will receive a relocation factor.
Three bytes absolute:	The header code is followed by a 3 byte instruction with an absolute address value which is unchanged in loading.
Two bytes relocatable address values:	The header code is followed by the address data. The address data is always relocatable.
End:	At this point, control returns to the program that called the loader if no starting address was given in the loading module. If the loading module contained a start address that address is called.

Although one normally thinks of timesharing as only working on large computer systems, it is possible to run even on small systems. Many of the newer large scale timesharing systems use virtual memory and swapping, which is not possible or practical on smaller machines. Virtual memory requires mapping hardware (a machine with interruptable instructions, such as an IBM 370). Swapping requires a reasonably fast disk, which will cost at least \$2000. What we are left with is an in core system that keeps everything running in real memory at all times.

The first consideration is the assembler and loader. In your current system, a program's location can be assigned only at assembly time. On a timesharing system, the programmer may not know where the program will be located in memory. The reason knowledge of this location is conditional is that a decision point in the design of the system has been reached. If the system is to be nonrelocatable, the programmer may define the location of the program. The problem that arises here is that if, at the time the program is to run, the place in memory that the program was supposed to run in is already occupied, it cannot be loaded. On the other hand, if the system is capable of relocating, the program can be put anywhere in memory. This produces the additional benefit that subroutines do not have to be assembled with the program. To perform this relocation the assembler leaves offset information in the object tape or file which the loader will interpret as it goes. One possible relocation code scheme is shown in table 1. Of course, all sorts of schemes are possible. Note that relocation alone will take some amount of coding and execution time.

The second consideration is the allocation of system resources. In most cases this should concern only IO devices, although there may be some systems with interrupts not associated with IO devices. There are

# COMPU THINK™

## ATTENTION: COMPUTER DEALERS

Compu/Think invites you to preview our new integrated business micro-computer system at the June NCC in New York. It has to be seen to be believed! System features:

- 108,544 character semi conductor memory
- Resident ROM Operating System
- Resident ROM Microsoft BASIC
- Resident ROM machine language monitor
- Interactive de-bug facility
- High resolution graphics
- Full screen editing including split screen and individual field modes
- Two disk storage versions:
  - 1) 712,000 character memory
  - 2) 2,400,000 character memory

**all at retail prices of from \$4,495.00 to \$5,995.00**

We will also be showing our software and other peripheral products for the Commodore PET and Radio Shack TRS 80 including dual disk drives.

*Location and Dates*  
*Sheraton Center*  
*Booths 130 and 131*  
*New York, New York*

*Week of June 4th, 1979*

*Dealer Inquiries Invited*  
*Contact:*  
*Frank R. Price*  
*Director of Marketing*  
*3260 Alpine Road*  
*Menlo Park, CA 94025*  
*(415) 854-2577*

**"COMPUTER SYSTEMS FOR BUSINESS"**

Circle 71 on inquiry card.



*Table 2: Minimum routines that are required for handling a timesharing system. The end task routine should return control to the supervisory program with information that the task is totally finished. The last thing you want to do is encounter a halt instruction in the program code and halt the machine.*

- Attempt to allocate a particular device. This routine must give a return code stating whether or not the device is already being allocated.
- Free a device.
- Read a character from a particular device.
- Write a character to a particular device.
- Read a particular disk block.
- Write a particular disk block.
- Wait.
- End a task.

basically three types of IO devices. The first and most common type of device is the single owner. This is a device which can only be used by one task at a time. (A task is a program running in the timesharing system.) An example of a device which must be single owner is a cassette recorder. It would just not do to have someone else's data in the middle of your program.

The second type of IO device is the shareable unit. The most common example of this is the floppy disk. For a disk to be correctly shared, the operating system routine which is handling the disk must reposition the heads every time the disk is used. Most systems already use this method, but there are those that have a call to position the head and another set of calls to read, write and verify. Separate calls cannot be used because a second task might reposition the heads before the first task had a chance to read or write.

The third type of IO device is the device that is the system's alone. An example of this is the clock interrupt, a solitary interrupt device. It must be the system's job to keep track of time. It is also the charge of the system to keep track of which devices are owned by which tasks. The system must place all of the task's allocated devices back on the available list if a "cancel the program" function is executed.

When a task wants to perform input or output, it might use a considerable amount of system time monitoring status lines, thereby making timesharing impossible, unless all, or at least some of the devices are interrupt driven. The best way to handle things is to have a routine which will cause a task to wait until an interrupt is received for that task, then let the task handle the interrupt, including polling. So far, the routines required are summarized in table 2. (This is not to say that these are the only routines you will ever need. Table 2 is probably the minimum set of functions you will ever need.)

When handling disk interrupts, it is necessary to keep track of which task, if any, is

using the disk. When a task requests the use of a disk or other shared device, it must get a return code stating whether or not the device is busy. Otherwise, the system must queue its request (make the program wait and handle the request whenever it can).

A third consideration is scheduling. Each task has a status: ready to run, running, running with an interrupt pending, or waiting. At some point, the system must stop running one task and begin running another.

We will require the operating system to reschedule the tasks every time a task asks to wait. Since that task cannot proceed, we will perform a task that is not in a wait state. There are three other times when we may optionally reschedule the tasks: every interrupt, every clock interrupt, or every interrupt and system call. These methods are called demand scheduling, event scheduling, time slicing, and quick scheduling, respectively. The fastest method is to wait for WAIT calls. The other three methods are fairer, depending on how you look at things.

The actual method of scheduling leads to another decision point. The scheduler may be foreground-background, round robin, or priority scheduling. Foreground-background is the fastest. In this type of scheduling, the system scans down the list of tasks and runs the first nonwaiting task. When this method is used, the position on the list is the important factor.

Round robin scheduling starts the search for an executable task after the last task running. The search starts at the top of the list when it hits the bottom. This way gives every task its chance to run.


Priority scheduling requires a list of priorities. This scheduler runs the task with the highest priority which is not waiting. This is the fairest method because each task is given exactly what it deserves. When you run off the bottom of the list, using either the foreground-background or priority scheduling method, you have the option of starting over or executing a WAIT instruction. Although it will cost a byte of program memory, it will save considerable time on a 6800 or similar machine, since the interrupt vectoring will be half done by the time you get the interrupt.

The above covers most of what you need, but there are a few more minor considerations:

**Creation of tasks:** A task has to get into the machine somehow. Two possible methods come to mind. One is the typical timesharing method with each terminal getting its own task. The other is to add a system call which adds a new task.

# Memorex Floppy Discs

Lowest prices. **WE WILL NOT BE UNDERSOLD!!** Buy any quantity 1-1000. Visa, Mastercharge accepted. Call free (800)235-4137 for prices and information. All orders sent postage paid.



**PACIFIC EXCHANGES**  
100 Foothill Blvd.  
San Luis Obispo, CA  
93401. (In Cal. call  
(805) 543-1037)

Circle 295 on inquiry card.

**TRS-80 16K MEMORY EXPANSION KIT**  
INCLUDES 8 TESTED & GUARANTEED MSK 4116 3 16K RAMS.  
PROGRAMMING PLUGS & EASY-TO-FOLLOW INSTRUCTIONS  
**\$72.00 PER KIT**

**6800 64K BYTE RAM SET AND CONTROLLER CHIP SET**  
*MAKES 64K BYTES OF MEMORY FOR YOUR 6800. THE CHIP SETS INCLUDE:*  
\$295.00 32 MSK 4116-3 16K RAMS.  
PER COMPLETE SET 1 MC3480L MEMORY CONTROLLER.  
1 MC3242AP MEMORY ADDRESS MULTIPLEXER/COUNTER  
DATA & APPLICATION SHEETS  
PARTS TESTED & GUARANTEED

<b>16K DYNAMIC RAMS</b> MSK 4116-3 200NSEC ACCESS TIME/375NSEC CYCLE TIME TESTED & BURNED-IN \$850 EACH/MIN. QTY 8	<b>4K STATIC RAMS</b> EQUIV. TO TMS40L44-30 300NSEC ACCESS TIME/ CYCLE TIME FOR 4MHZ 2-80 OPERATION. \$750 EACH/MIN QTY 8 TESTED & GUARANTEED
---	---

**QUANTITY DISCOUNTS AVAILABLE**  
ALL ORDERS POSTPAID. U.S. FUNDS CHECK OR MONEY ORDER. VISA, BA, MASTERCHARGE — SEND ACCOUNT NO., EXPIRATION DATE, INTERBANK NO., & SIGNED ORDER  
PHONE ORDERS: 714/633-4460  
**MEASUREMENT SYSTEMS & CONTROLS, INC.**  
MEMORY DEVICES DIVISION, DEPT. B3  
867 NORTH MAIN ST., ORANGE, CA 92668

Circle 216 on inquiry card.

# DATA PROCESSING SUPPLIES

Std. or Mini Floppy . . . 2.98 ea.  
TRS-80 Cassette . . . . 1.49 ea.  
ANSI (notch)  
Cassette . . . . . 4.90 ea.  
Qume or IBM 6240  
Ribbon . . . . . 29.95 dz.  
**OTHER SUPPLIES AT SIMILAR BARGAINS**

Order Now from  
**John Richards**  
**KEY SUPPLY CO.**  
2101 S. IH 35 Suite 300  
Austin, Texas 78741  
(512) 443-1347

*All products from major manufacturers, fully guaranteed. No limit while quantities last!*

Circle 183 on inquiry card.

# Don't Forget!

**Our New 4K Byte Non-Volatile Memory Boards Won't Let You!**

- 30 days minimum guaranteed data retention
- Ultra low power 450 NSEC static CMOS RAM IC's
- On-board regulator, power monitor and battery
- S-100 bus compatible

**Assembled and Tested \$395.00**

**Remember . . . to send for details!**

**CYGOAL**

1395 Golf Street  
Dayton, Ohio 45432

Circle 88 on inquiry card.

# SURPLUS ELECTRONICS



**IBM SELECTRIC BASED I/O TERMINAL WITH ASCII CONVERSION INSTALLED \$645.00**

- Tape Drives • Cable
- Cassette Drives • Wire
- Power Supplies 12V15A, 12V25A, 5V35A Others, • Displays
- Cabinets • XFMR'S • Heat Sinks • Printers • Components

Many other items  
Write for free catalog  
**WORLDWIDE ELECT. INC.**  
130 NORTHEASTERN BLVD.  
NASHUA, N.H. 03060  
Phone orders accepted using VISA or MC. Toll Free 1-800-258-1036  
In N.H. 603-889-7661

Circle 391 on inquiry card.

# HAZELTINE

**1400**

only

**\$649.95!**



- Verbatim Mini Diskettes . . . . . \$3.70 each (boxes of 10)
- Intertube . . . \$784.00
- TRS-80 16K Level II Expansion Kit . . . . . \$89.95
- Centronics 779 tractor . . . . . \$1050.00
- Horizon II ass. . . . . \$1999.00



Mail Order Only.

**TORA SYSTEM INC.**  
29-02 23rd Avenue  
Astoria NY 11105  
(212) 932-3533

Circle 371 on inquiry card.



# 6800 DEVELOPMENT PAC II

- 6800 MICRO COMPUTER
- 48K RAM
- EROM PROGRAMMER
- RS-232 INTERFACE
- CASSETTE INTERFACE
- MONITOR DEBUG ROM
- EDITOR/ASSEMBLER
- 4K INDUSTRIAL BASIC
- RACK, BACK PLANE, SUPPLY
- \$1895

**WINTEK Corp.**

317-742-6802  
902 N. 9th St., Lafayette, IN 47904

Circle 389 on inquiry card.

# CASSETTE AND FLOPPY DISC LABELS.



Avery offers a complete line of labels for cassettes and floppy discs—all with removable adhesive. Including these standard sizes:

- Cassette Label (1 1/4" x 3 1/2") #5250
- Floppy Disc Label (1 1/4" x 5 1/2") #5252

Write for more information and free samples to:

Avery Label  
777 East Foothill Blvd.  
Azusa, CA 91702



**Avery Label**

An Avery International Company

Circle 20 on inquiry card.

# RT/68 - M6800 Real Time Operating System

- Executive controlled, event driven
- up to 128 fixed priority tasks run concurrently
- intertask communication through messages
- Executive requires only 1k bytes
- NCR task: monitor Console Functions
- CLOK task: task timer, time-of-day, calendar
- KBD task: input from ASCII keyboard
- CRT task: output to ASCII display
- TTY task: input/output from ASCII terminal
- Proven in Industrial Supervisory/Control applications

Sources on diskette \$350.00

Motorola MDOS Format at Sierra Digital X6800 format

**Broadcast Computer Systems**  
323 Penworth Way S.E.  
Calgary, Alberta Canada T2A 4G1

Circle 34 on inquiry card.

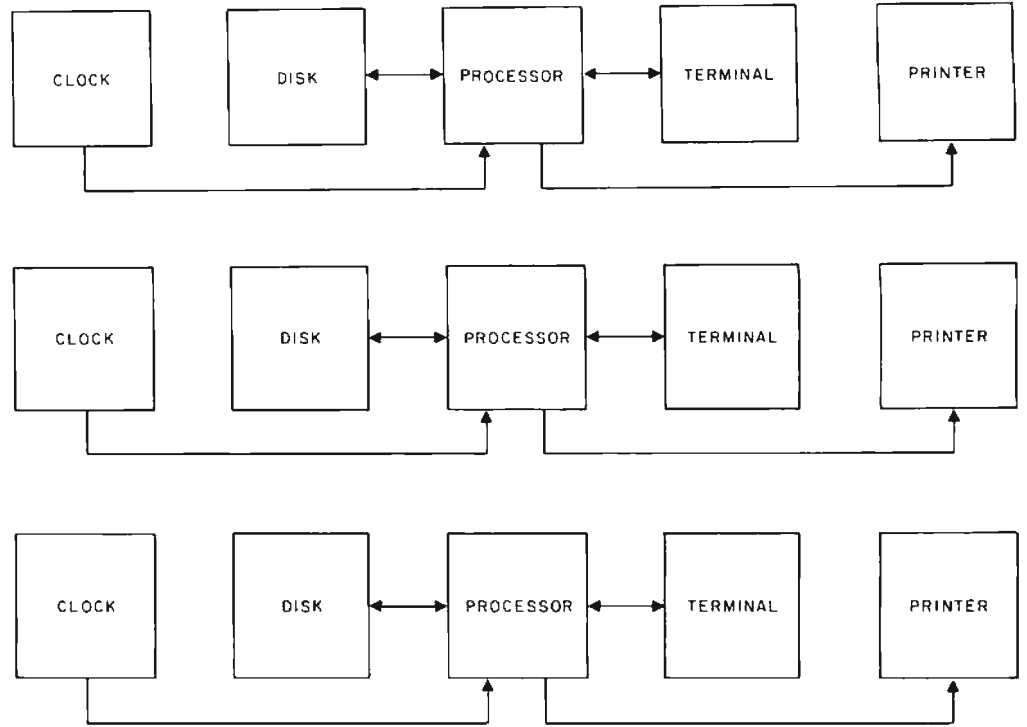


Figure 1: A system set up with each processor having its own mass storage device and IO peripherals.

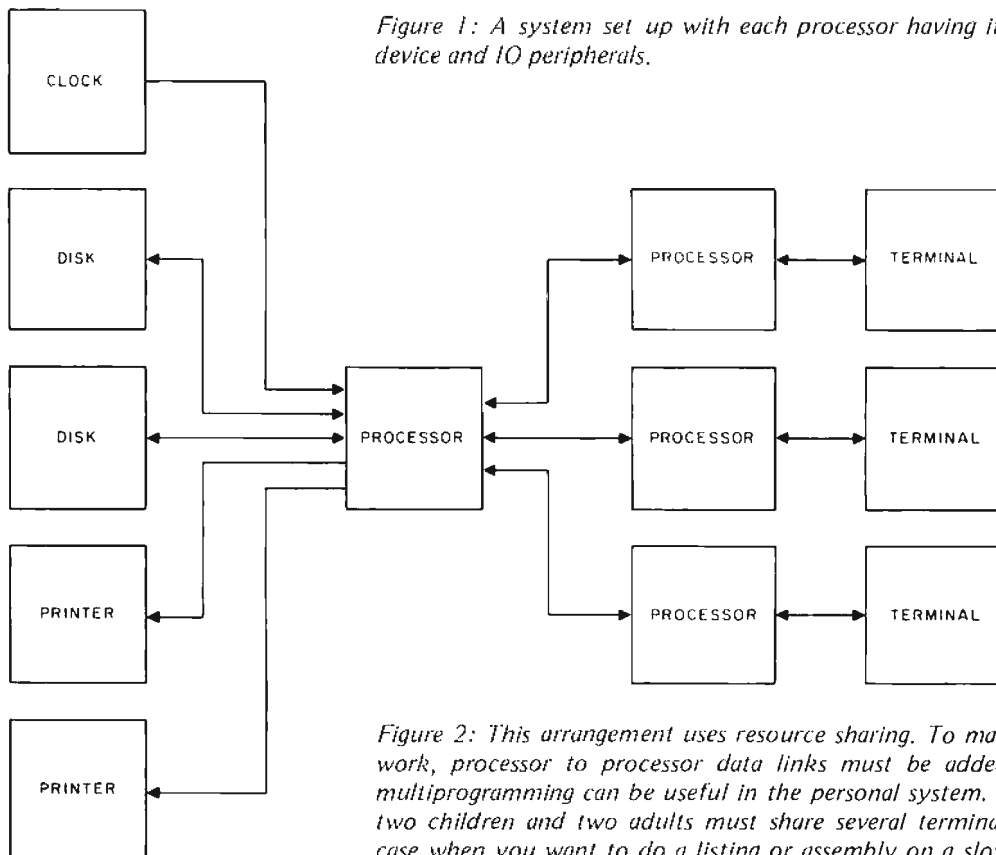


Figure 2: This arrangement uses resource sharing. To make this arrangement work, processor to processor data links must be added. Timesharing and multiprogramming can be useful in the personal system. What happens when two children and two adults must share several terminals? What about the case when you want to do a listing or assembly on a slow printer while continuing an editing operation on a separate source file? The smallness of the scope does not rule out the use of resource sharing and multiprocessing.



Cmc

# PET ANALOG INPUT

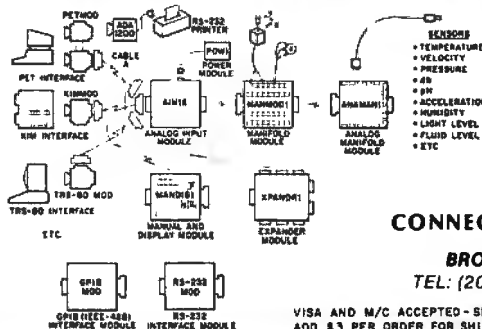
DAM  
SYSTEMS

## Analog to Digital Conversion System for the Commodore PET Computer

Give the PET the ability to sense, measure, and control the world around it with DAM SYSTEMS modules. Just plug the PETSET1 into the PET to set 16 channels of analog input. Screw terminals are provided for each channel so you can hook up joysticks, pots, or whatever appropriate sensors you have.

Each of the 16 analog inputs, in the range of 0 to 5.12 volts, is converted to a decimal number between 0 and 255 (20 millivolts per count). Conversion time is 100 microseconds. In addition, the PETMOD provides two IEEE ports and one user port as well as a DAM SYSTEMS port.

Software is provided. A one line program is all that is necessary to read a channel.



- PETSET1**
- 1- AIM161 - 16 ANALOG INPUTS-8 BITS-100 MICROSEC
  - 1- PETMOD - PET ADAPTER-2 IEEE PORTS-1 USER PORT-1 DAM SYSTEMS PORT
  - 1- CABLE A24 - 24 INCH INTERCONNECT CABLE
  - 1- MANMOD1 - MANIFOLD MODULE- SCREW TERMINALS FOR INPUTS, REFERENCE, GROUND
  - 1- POW1 - POWER MODULE

PETSET1a for 110 VAC \$295  
 PETSET1e for 230 VAC \$305  
 Order direct or contact your local computer store

**CONNECTICUT microCOMPUTER, Inc.**  
 150 POCONO ROAD  
 BROOKFIELD, CONNECTICUT 06804  
 TEL: (203) 775-9659 TWX: 710-456-0052

VISA AND M/C ACCEPTED - SEND ACCOUNT NUMBER, EXPIRATION DATE AND SIGN ORDER.  
 ADD \$3 PER ORDER FOR SHIPPING & HANDLING - FOREIGN ORDERS ADD 10% FOR AIR POSTAGE.

**Memory:** You can set things up so that each task has a fixed amount of memory (which may or may not be reset between tasks) or use some sort of a system where the tasks can acquire and free memory dynamically.

**Niceness:** Programs must be nice to one another, as very few of the machines around have any sort of memory protection or privileged instructions.

**Machine considerations:** When an interrupt occurs, or a task is otherwise stopped, the registers, including the program status word (PSW), and stack pointer must be saved and later restored. Depending on the type of programs you run and your type of machine you may have to save and restore all or part of page zero. If you have a 6502, you will also have to deal with the stack's page.

**Reentrancy:** Programs which can be run concurrently by more than one task are reentrant. You may wish to set up some way of effectively using reentrant programs, such as having a null task, into which may be put reentrant subroutines; or by having various small reentrant routines always in the same place in memory, such as multiply and divide.

There are other methods of going about this completely, which I mention only in passing. Many BASIC systems will have one BASIC interpreter in memory along with multiple programs, and will execute one line of BASIC code and then go on to the next pseudotask. This will also work for APL, although long matrix operations will tend to extend the intervals between transitions from one process to another. (Of course, it is a debatable point whether or not a time-sharing APL and two workspaces will ever fit into the same memory at one time.)


Multiple processor timesharing systems are also possible. Assuming that you have a central processor with disks and printers, there is a method that can save a lot of money. This method is resource sharing. Figure 1 shows a typical group of three computers each working independently. Each processor handles everything with inefficient use of the printers and disks. Figure 2 depicts a resource sharing setup. This requires the addition of processor to processor data links. In this setup, each peripheral processor does the computing while the central processor handles queued IO and interrupts much like the simple timesharing systems above. ■

### VAK-4 16K STATIC RAM BOARD

- Designed specifically for use with the AIM-65, SYM-1, and KIM-1 microcomputers
- Two separately addressable 8K-blocks with write protect.
- Designed for use with the VAK-1 or KIM-4\* motherboards
- Has provisions for mounting regulators for use with an unregulated power supply
- Made with 1st quality 2114 static ram chips
- All IC's are socketed
- Completely assembled, burned-in, and tested

We manufacture a complete line of high quality expansion boards. Use reader service card to be added to our mailing list, or U.S. residents send \$1.00 (international send \$3.00 U.S.) for airmail delivery of our complete catalog.

\*Product of MOS Technology



VAK-4 DUAL 8K-RAM \$379.00  
 VAK-2 8K-RAM (1/2 populated) \$239.00

**RNB ENTERPRISES**  
 INCORPORATED

2967 W. Fairmount Avenue • Phoenix, AZ 85017 • (602) 265-7564

## About the Author

*C Brian Honess is currently assistant professor of management science in the College of Business Administration at the University of South Carolina. He reports that he has been an active "building" radio amateur (ham) for 20 years; his interest in computers goes back to programming scientific business applications on an IBM 1620. He learned about what was inside computers by buying a surplus IBM 704 from the government, and slowly taking it apart (donating, selling and scrapping the parts as he went). Another 704 was eventually purchased, and this time it was built back up, from the inside out. This is not exactly a typical personal computer.*

# Three Types of Pseudorandom Sequences

C Brian Honess  
Asst Prof of Management Science  
College of Business Adm  
University of South Carolina  
Columbia SC 29208

Random numbers are extensively used in virtually all areas of data processing, from the simplest games for a hobby microprocessor, up to the most complex business and scientific applications. Deterministic games programmed without the benefit of some random parameter soon become boring and easy to "beat," so it would seem that random number generation and testing should be of interest to even the neophyte programmer or computer hacker when trying to get a simple game up and running. Random numbers are used extensively in various business applications. For example, random numbers would be used by an auditor faced with a large number of transactions to audit, and using a sampling technique to only look at a certain percentage of representative transactions. The number of checkout stations at your local discount department store may have been determined by using a mathematical model of the store, wherein the arrival and departure of "customers" was simulated using random numbers. Market research makes extensive use of random numbers, in selecting the people, streets, blocks, households, etc, to interview or to mail questionnaires. A mathematical model can also be "built" of an

element, molecule or compound, and a particle introduced at random and collisions counted. Suppose further that you had a photograph of some obscure planet, covered in an extremely irregular way with areas you assumed to be water. You could divide the photograph into small squares, or maybe overlay with a piece of graph paper, and then "take shots" at the grid with a random number generator, wherein the random number would determine the coordinates of the "shot" and you could then tally the number of "hits" and "misses" and thereby determine the number of hits out of the total number of shots, and get an approximation of the percentage of the surface covered by water.

Before reading on, let me suggest that you try a short experiment. Consider the set of integers from 0 to 99, and quickly write down a list of random 2 digit numbers. Use whatever your current idea of random is, and make a list of 100 numbers. Later we'll see several methods for determining how random your numbers are, but I'll hasten to guess that they won't be very random. Psychologists repeatedly show that the average human just cannot think up random numbers. Upon inspection, there might be too many 4s compared with 6s, or maybe very few 0s and an abundance of 5s.

While it's true that a machine can produce a much better selection of truly random numbers than a human, the problem is that the numbers produced by the machine aren't really random either. If you could build a perfect roulette wheel, you'd get truly random numbers, but the mechanical considerations of such a device are, of

# AT LAST!

A MICROCOMPUTER SYSTEM WITH THE SPEED AND POWER TO HANDLE A BUSINESS WORK LOAD.

The Computex 16-bit MICROENGINE™ CPU processes Pascal (UCSD version 3.0) five times faster than any comparable unit, and at least twenty times faster than the 8080 or Z80. Still our X-part Systems™ are price competitive with 8-bit systems



**\$2695\*** ready to run

PASCAL MICROENGINE™

\* LIMITED TIME cash price.  
10% DOWN, guarantees priority

**MICROENGINE™ specifications:**

- 16-bit P-code CPU
- 64K bytes RAM
- Floppy disk controller
- Full DMA
- Floating point hardware
- 2 serial (RS232) I/O ports
- 2 parallel I/O ports
- Pascal and Basic compilers
- Text editor.
- File manager
- CPU and memory diagnostics
- Symbolic Pascal debugger

Also available.

- Complete turn-key systems
- CRT terminals
- High speed printers
- Text quality printers
- Floppy disk drives
- Applications software

Customer satisfaction is guaranteed. Full refund with the return of any product within 10 days. Complete technical catalog \$1.

**COMPUTEX**  
"THE COMPUTER EXPERTS."

5710 Drexel Avenue  
Chicago, IL 60637  
(312) 684-3183

# TURTLES



by Terrapin, Inc.



Small home robots  
controllable  
by your computer.

Attachable to any computer via parallel interface (not included.)

Use your Turtle to map rooms, solve mazes, dance, explore Artificial Intelligence, teach geometry or programming.

Computer not included (batteries not needed).

Brochures available

Terrapin, Inc.


Kit \$400, Assembled \$600  
S-100 Bus Interface Kit \$40,  
Assembled \$50  
U.S. postage \$5  
Mass. residents add 5% sales tax

33 Edinborough Street  
6th Floor  
Boston, MA 02111  
(617) 482-1033

# video 100

12" BLACK & WHITE  
LOW COST VIDEO  
MONITOR  
\$149.00 LIST

- Ideal for home, personal and business computer systems
- 12" diagonal video monitor
- Composite video input
- Compatible with many computer systems
- Solid-state circuitry for a stable & sharp picture
- Video bandwidth—12 MHz ± 3 DB
- Input impedance—75 Ohms
- Resolution—650 lines Minimum IN Central 80% of CRT; 550 Lines Minimum beyond central 80%



of CRT ref EIA RS-375  
• Dimensions—11.375" high; 16.250" wide;  
11.250" deep (exclude video input connector)  
• Weight—6.5 KG (14.3 lbs) net  
**AVAILABLE FOR IMMEDIATE DELIVERY!**

## LEEDEX Corporation

2300 East Higgins Road • Elk Grove Village, Illinois 60007 • (312) 364-1180 • TLX: 25-4786  
Generous dealer discount available



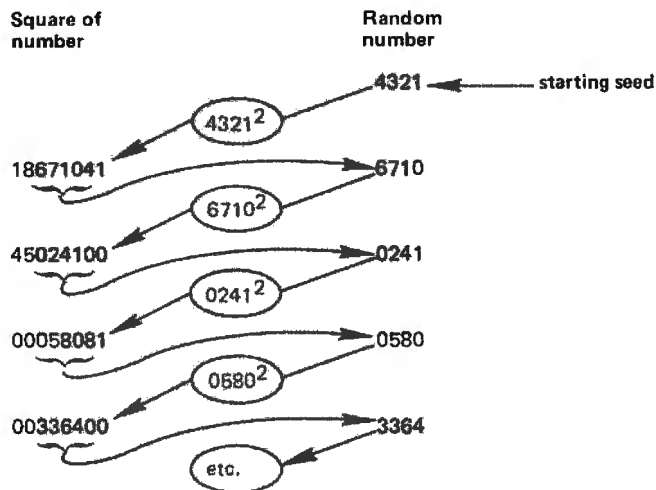


Figure 1: Operation of the center squared method of random number generation can be illustrated by this example. Here we use 8 digit decimal numbers, and assume the ability to extract the center four digits as the 4 digit random number for each cycle. [In principle this algorithm could be done on a binary basis by picking the middle 16 bits of a 32 bit product, or the middle 32 bits of a 64 bit product . . . CH] All versions of this algorithm are subject to the problem of degeneration, since if the middle digits happen to become 0, the square will continue to be 0 through successive generations of the algorithm.

course, impossible, to say nothing of the costs, speed, maintenance, testing, and so forth. There is really not much need to strive for such a device for the usual application of random numbers, because there are some mathematical methods which produce what are called pseudorandom numbers. Implemented on a computer, they are quite fast, easy to implement, and just as much fun to play with as a roulette wheel!

Before looking at some of these methods, I might mention that there are a couple of other ways to get random numbers for your games, experiments, or business applications. You could always punch or key

into your system as many numbers as you want from the Rand table. This is a formal table used by statisticians entitled *A Million Random Digits* and published by Rand Corporation. There are a million of them, so this could take quite a while. Of course, you're assured that these numbers are thoroughly tested and as unbiased as possible, but assuming you have the time and perseverance to do the job, unless you work out some scheme for using different parts of the table or different orderings, you'll always get the same string of digits. You might find an abbreviated table in the back of some statistics book and use the numbers therein, but the problem here is that you'll probably need more numbers than appear in the table. Of course you could always go through the table more than once, but this doesn't multiply the size of the table. In some applications it might be desirable to be able to use the same random numbers, in the same order, more than once. For example, you may want to duplicate the results of an experiment, an audit, a market research test, or a game. But usually, you'll want a new string of numbers, and this can be secured by selecting starting values or other parameters in the mathematical algorithms that follow.

### The Center Squared Method

The earliest computer oriented method for producing pseudorandom numbers was probably the center squared method. In this method we begin with a  $2n$  digit number, square it, and then extract the center  $2n$  digits from the  $4n$  digit result, and this becomes the next random number, and also becomes the number which is squared in the next iteration. For example, suppose you want some 4 digit random numbers. In this case, of course,  $n = 2$ , and let's assume we start off with the number 4321 as our "seed" value. Figure 1 shows the process through three iterations.

This method makes a good little program to assign to a beginning programming class because it is easy to explain, easy to determine what the answers "should be," but it has several problems which arise as you get deeper into the problem. In FORTRAN or BASIC, lacking any specific digit manipulation instructions, the hard part comes when you try to strip off the digits either side of the center. Listing 1 shows a simple BASIC program which will generate one random number. [This program assumes an interpreter with greater than eight digits of arithmetic precision]. Here, we see that we desire four digits, and enter the seed 4321. Squared,

BASIC Program	Sample Results
100 PRINT "INPUT A 4-DIGIT SEED";	
110 INPUT N	4321
120 LET N = N * N	18671041
130 LET N = N / 100	186710.41
140 LET N = INT(N)	186710
150 LET A = A / 10000	18.6710
160 LET A = INT(A)	18
170 LET A = A * 10000	180000
180 LET N = N - A	6710
190 PRINT N	6710
200 END	

Listing 1: A BASIC program which accomplishes one generation of the center squared method of calculation. Note that this program assumes an interpreter with at least eight decimal digits of accuracy.

**NEED EIA CABLE?****Data Set  
has it!**

They don't call us "The Company with a Lot of Connections" for nothing! Whatever your interface cable needs, call on Data Set. We have all types of cable and connectors, pinned to your specifications — ribbons, coax, twin-ax, Telco, junction boxes . . . to name just a few.

**THESE ITEMS IN STOCK** ▶ EIA RS 232-C Cables — All 25 Pins Wired  
MALE to MALE or MALE to FEMALE

Specify when ordering:

3-foot length \$17.50 ea.   ●   5-foot length \$18.50 ea.   ●   10-foot length \$21.00 ea.

**SPECIAL TO JULY 15, 1979 ONLY!**  
10% Discount on any of the above items.  
**PLEASE MAKE PAYMENT WITH ORDER.**

New catalog available



The Company with a lot of Connections  
**Data Set Cable Company, Inc.**

We serve you from 2 locations:

722 Danbury Road — P O Box 622  
Ridgfield, Connecticut 06877  
(203)438-9684

3660 Polaris Avenue. #21  
Las Vegas, Nevada 89103  
(702)873-2133

**16K STATIC RAM**

Kit price  
\$285 450 nsec  
\$320 250 nsec  
Memory Chips

Add \$25 for assembled, tested, Guaranteed.

**Static TMS 4044-** Fully Static 4Kx1 Memory chips for better data integrity and DMA compatibility.  
**Fully S-100 Bus Compatible-** All lines fully buffered, Dip Switch Addressable in two 8K blocks, 4K increments. Write Protectable in 2 blocks, Memory Disable using Phantom (pin 67) or strappable to any other pin.  
**Bank Select-** Using Output port 40H (Cromemco software compatible)-addressable to 512KB of RAM or for time share. Also has alternate port 80H-making over 1 million byte of RAM available.  
**Quality Components-** First quality parts, fully socketed. Glass epoxy board with silk screened legends, solder masks, Gold Contacts.  
**Guaranteed-** parts and labor for 1 year. You may return the undamaged board within 10 days for a full refund. Foreign and kit purchasers-parts only guaranteed; no return privilege.  
**Orders-** You may phone for Visa, MC, COD orders. (\$4 handling charge for COD orders only) Personal checks must clear prior to shipping. Shipping-Stock to 72 hours normally. Will notify expected shipping date for delays beyond this. Illinois residents add 5% tax. Please include phone number with order.


**S.C. Digital**   P.O. Box 906   Phone:  
Aurora, IL 60507   312-897-7749

**WE HAVE IT****What is IT? The New Pascal Microengine.**

**IT** features the new Western Digital 16 Bit Pascal Microengine CPU, 64K RAM, (2) RS232 ports, (2) parallel ports & (2) Shugart 8014 dual density drives. **IT** will directly execute Pascal generated P-Code (the only CPU on the market designed to directly execute a high level language), & **IT** will run compiled BASIC. Wait, that's not all — **IT** normally sells for **\$4,495**, but you can have **IT** for **\$4,195**. Dealer prices are much lower. Plus we have software galore.

Call us about **IT** at (803) 756-6000.

**THE PASCAL  
MICROENGINE**  
FROM THE COMPANY  
THAT GIVES YOU  
TOMORROW'S INVENTIONS  
TODAY



```

100 PRINT "HOW MANY NUMBERS DO YOU WANT?";
110 INPUT J
120 PRINT "INPUT A 4-DIGIT SEED";
130 INPUT N
140 FOR I = 1 TO J
150 LET N = INT(N*N/100)
160 LET A = INT(N/10000)*10000
170 LET N = N - A
180 PRINT N
190 NEXT I
200 END

```

*Listing 2: A BASIC program which will generate a list of random numbers using the center squared method. The program embeds a revised form of the calculation of listing 1 within a FOR-NEXT loop.*

this becomes an 8 digit number in line 120. Line 130 divides by 100 in the first step of several necessary to get out the four center digits. Of course if you wanted 2 digit random numbers your seed would have been a 2 digit number; you'd have a 4 digit square, and you would change line 130 to divide by 10. For 6 digit numbers, you'd change it to divide by 1000, etc. Line 140 completes the removal of the right-hand two digits by integerizing the number. This resulting 6 digit number is then set aside, and you start removing the front two digits. This is done by dividing by 10000, integerizing the result and then multiplying by 10000. In line 180 you subtract this number from the one previously set aside and out come the center four digits, the new random number. If you are working with 2 digit random numbers, the divisor in line 150 would be changed to 100 and you'd then multiply by 100 in line 170.

One number isn't going to be enough

```

100 PRINT "HOW MANY NUMBERS DO YOU WANT?";
110 INPUT J
120 PRINT "INPUT A 4-DIGIT SEED";
130 INPUT N
140 FOR I = 1 TO J
150 LET N = INT(N*N/100)
160 LET A = INT(N/10000)*10000
170 LET N = N - A
180 PRINT N
190 IF N <> 0 THEN 230
200 PRINT "DEGENERATION AFTER"; N ; "NUMBERS"
210 PRINT "ENTER ANOTHER 4-DIGIT SEED";
220 INPUT N
230 NEXT I
240 END

```

*Listing 3: The program of listing 2 will occasionally produce examples of degenerate cases. The center squared method is prone to such degeneration with an unpredictable frequency, so for purposes of illustration this version incorporates an ad hoc fix to ask for a new seed when degeneracy is detected, and report on how many cycles were required to reach degeneracy.*

for most applications, so let's put in a loop and get "n" numbers. Listing 2 shows the modifications necessary. Also, we'll combine lines 120 to 140, and lines 160 to 170 in listing 1.

I remember when I first coded this method in a beginning FORTRAN class. I've forgotten what 4 digit seed the instructor used at the time, but it was a revelation when I found out about something he called "degeneration." I'm sure a simple program can be written to discover any and all of the 4 digit seeds which will cause this program to degenerate to zero, but let's assume that there is at least one, and that Murphy's Law will guarantee that this particular one is the seed you choose for your first run. It is not difficult to imagine that there is a 4 digit number, which, when squared, will have four zeros in the middle. Maybe your number squared will be 12000034, or 65000025, etc. This being the case, you'll get 0000 as your next random number until you discover what is going on and get out of the loop. Listing 3 shows how we'll test for that problem and perform an ad hoc fix; we'll just call for another seed when a random number of zero is obtained.


Our final try at the center square program still doesn't solve one of the worst problems with this method. The method doesn't give very long periods for many seeds, and you really can't predict what the results will be until you try it. The method starts repeating numbers, and even the place where it starts repeating can't be determined without trying it. For example, you may print out 722 different numbers, and then it will start repeating the last 34 of them. The method is easy, and it is fun, and it may just produce all the pseudorandom numbers you need for your application.

### Fibonacci Series Technique

A second method for generating random numbers makes use of the Fibonacci series, so named for its discoverer Leonardo of Pisa, known as Fibonacci (meaning son of Bonaccio). Leonardo was perhaps the greatest European mathematician of the Middle Ages, and if not for him you might be programming your machine using Roman numerals, because it was Leonardo who recognized the enormous superiority of the Hindu-Arabic decimal system with its positional notation and the zero symbol, over the much clumsier Roman system. Table 1 shows several numbers in the Fibonacci series, and you'll notice that each number is simply the sum of the previous two numbers. Actually, we could make up any number of series by starting with any




**BUILDING BLOCKS FOR  
MICROCOMPUTER SYSTEMS,  
CONTROL & TEST EQUIPMENT**



**R<sup>2</sup> I/O**  
2K ROM      2 K RAM  
3 SERIAL PORTS      1 PARALLEL PORT



**TT-10**  
TABLE TOP MAINFRAMES



**ECT-100-F**  
RACKMOUNT CARD CAGES

**POWER SUPPLIES, CPU's,  
MEMORY, OEM VARIATIONS**

**SPECIALIZING  
IN  
QUALITY  
MICRO-  
COMPUTER  
HARDWARE**

**INDUSTRIAL  
EDUCATIONAL  
SMALL BUSINESS  
PERSONAL**

**ELECTRONIC  
CONTROL  
TECHNOLOGY**

763 RAMSEY AVE.  
HILLSIDE, N.J. 07205

**(201) 686-8080**

# Computer Lab of New Jersey

Computer Lab sells the best S-100 Bus products at the best possible prices. Not only are our prices great, so is our delivery. We offer a 10% discount on most major lines, plus a 5% additional discount for a cash purchase.

	LIST PRICE	OUR CASH PRICE
Godbout 8K Unkit	\$139.00	\$118.00
Godbout 16K Unkit	\$295.00	\$252.00
Thinker Toys Super RAM 16K Kit	\$299.00	\$255.00
Vector Graphic 8K Assembled	\$245.00	\$209.00
Problem Solver 16K Assembled	\$429.00	\$386.00

*Subject to available quantities. Prices quoted include cash discount.  
Shipping and Insurance Extra  
Cut-off Date July 15*

**Call for our prices on:**

Cromemco, Dynabyte, Godbout, Integral Data Systems, IMC, Ithaca Audio, Meca, Micropolis, Mountain Hardware, Mullen, Oliver, SSM, Soroc, Tarbell, TEI, Teletex, and many other fine products.

## Computer Lab of New Jersey

141 Route 46 • Budd Lake, N.J. 07828

Phone: (201) 691-1984

HOURS: Monday & Friday: 12 to 6, Tuesday-Thursday: 12 to 9  
Saturday: 10 to 5

**Call or write for our free catalog & price list**

**MONITOR \$139, 12" B&W**



**COMPLETE KEYBOARD TERMINAL \$350**  
Full Kit \$295 (includes SCT-100)

## Stand Alone Video Terminal

### SCT-100 VIDEO BOARD FEATURES

- 64x16 line format with 128 displayable characters
- Serial ASCII or BAUDOT with multiple Baud rates
- \$187 Assembled or \$157 Kit (Partial Kit \$98)
- Full cursor control with scrolling and paging
- On board power supply
- Serial interface RS232 or current loop
- Purchase SCT-100 alone or complete terminal

**XITEX CORP.**

13002 Northwest F.O. Box 400110  
Dallas, Texas 75240 (914) 866-8868

ORDER BY PHONE/Overseas orders & dealers welcome



## XITEX MORSE TRANSCIVER

• \$95 Partial Kit    • \$225 Complete Kit    • \$295 Assembled



### SEND

- 1 to 150 WPM (set from terminal)
- 32 character FIFO buffer with editing
- Auto Space on word boundaries
- Grid/Cathode key output
- LED Readout for WPM Buffer space remaining

### COPY

- 1 to 150 WPM with Auto-Sync.
- Continuously computes and displays Copy WPM
- 80 HZ Bandpass filter.
- Re-keyed Sidelone Osc. with on-board speaker.
- Fully compensating to copy any 'list style'



### SERIAL INTERFACE

- ASCII (110, 300, 600, 1200) or Baudot (45, 50, 57, 74) compatible
- Simplex Hi V Loop or T2L electrical interface
- Interfaces directly with the XITEX<sup>®</sup> SCT-100 Video Terminal Board; Teletypes<sup>®</sup> Models 15, 28, 33, etc.; or the equivalent

(a) The Fibonacci Series

n	F <sub>n</sub>
1	1
2	1
3	2
4	3
5	5
6	8
7	13
.	.
.	.
19	4181
20	6765
21	10946
22	17711
.	.
.	.

(b) Some Characteristics of the Fibonacci Series

Final digit (LSD)	repeats	in cycle	of	60
Last 2 digits	repeat	in cycle	of	300
Last 3 digits	"	"	"	1500
Last 4 digits	"	"	"	15000
Last 5 digits	"	"	"	150000
etc.				

Every 3rd F <sub>n</sub>	is	divisible	by	2	} Note: this is also the Fibonacci series.
" 4th	"	"	"	3	
" 5th	"	"	"	5	
" 6th	"	"	"	8	
etc.					

Table 1: The Fibonacci series is a numerological phenomenon which is generated by the following definition: the next term in the series is the sum of the previous two terms, with the first two terms defined to be a value of 1 as a starting point. At (a) are listed several representative sections of the Fibonacci series, and at (b) are shown several miscellaneous characteristics of the Fibonacci series abstracted from the mathematical literature. This series can be used as a basis for a random number generator, as described in the text.

two numbers and letting their sum be a new random number, and repeating this for our desired number of iterations. The reason that we'll use the Fibonacci series specifically, and not any other series, is that the characteristics of the Fibonacci series have been studied, and we know several facts about it that will be of interest. Table 1 for example shows that if we want more than 60 single digit random numbers, the Fibonacci series isn't going to work. Of course we could start extracting 2 digit numbers from different parts of the numbers produced, but here we're on our own as far as statistical characteristics are concerned.

Listing 4 shows a BASIC program for calculating and printing "n" random numbers of five digits each. Notice that the generator is seeded with two seeds from table 1. These could have been INPUT, of course, and in that way a different series of random numbers could be produced. I've chosen the first two 5 digit numbers in the sequence, but there is nothing special about them. Also, you might consider having the generator run through the loop a number of times before it starts printing the output. This could be easily implemented with another INPUT statement and another FOR . . . NEXT loop, or maybe by just adding the number of unwanted numbers to J, and then putting in an IF to suppress printing of the first J-N numbers. Listing 4 is straightforward: after determining how many numbers you want, it takes the two seeds and calculates the first number. It is possible that the result will be over five digits when the two previous numbers are added, but it can never be greater than 199998 (99999 + 99999), so we check for this condition in line 160 and simply subtract 100000 if the number is larger than 99999. Lines 190 and 200 serve to shift the second number into the location previously holding the first number, and the new random number into the location previously holding the second number, and we're ready for a new iteration.

```

100 PRINT "HOW MANY NUMBERS DO YOU WANT?";
110 INPUT J
120 LET A = 10946
130 LET B = 17711
140 FOR I = 1 TO J
150 LET N = A + B
160 IF N < 100000 THEN 180
170 LET N = N - 100000
180 PRINT N
190 LET A = B
200 LET B = N
210 NEXT I
220 END

```

Listing 4: A BASIC program which implements a Fibonacci series random number generation technique. The program works machines of finite precision (even though the Fibonacci numbers eventually get infinitely large) because only the low order digits are kept as part of the pseudorandom number. Since the high order portion of a Fibonacci number has no effect on the low order portion during calculation of the next number, it is possible to completely ignore the high order part.

In order to find the n<sup>th</sup> Fibonacci number, you needn't go up to "n" one at a time. There is an easier method, although you might not think so when you see the formulas in figure 2. You might try to find the 20<sup>th</sup> Fibonacci number with your

SERVING SYSTEM SELLERS & DEVELOPERS

*Prime  
Microprocessor  
Software*

TSA SOFTWARE

39 WILLIAMS DR MONROE CT 06468

203-261-7963

NCC PERSONAL COMPUTING FESTIVAL BOOTH 142

# New North Star Software

DOS + \$35.00  
Enables any program to execute all North Star Disk and/or Meca Tape commands. Allows batch command list and more.

PRO-TYPE WORD PROCESSOR \$75.00

Easy to learn. Combines text input, editing and printing in one program. Features right margin justification, tabs, paging, underlining, relocation of text blocks, etc. Requires only 8K of memory. Manual alone, \$25.

GUIDE TO BASEX \$33.00

A new interactive compiler similar to BASIC for 8080-type microcomputers (Z-80, 8085). Executes programs up to 10 times faster than equivalent programs while requiring about half the memory space. Features include: array variables; string manipulation; arithmetic operations on signed 16 bit integers; and versatile I/O communication functions. Manual alone \$8.

BASEX TAPE AND DISK GUIDE \$35.00


Allows your BASEX programs to access up to four North Star Disk and/or Meca Tape drives. All operations can be executed from the Keyboard. Manual alone \$20.

Specify: North Star Disk/Meca Tape/Other  
Send for Free Literature



**INTERACTIVE MICROWARE INC.**  
P.O. Box 771, State College, PA 16801  
(814) 238-8294

## HOW TO BUY A BUSINESS COMPUTER



WHEN TO BUY • WHEN NOT TO BUY • HOW TO CHOOSE CONSULTANTS • DATA GATHERING • PACKAGED VS CUSTOM SOFTWARE • CONTRACTS • FINANCING • WARRANTIES AND MAINTENANCE • INSTALLATION MANAGEMENT AND MUCH MORE . . . .

"SUPER BOOK!" DP Consultant, Mercer Island, Washington.  
"I wish I'd had this book before I bought my computer!" TV Station General Manager, California.

"It's the best book I've seen on the subject. Send me 5 copies to send to my clients." CPA, Orange County, California.

"I really learned something from this book and I'm in the business. I'm recommending it to my clients." DP Consultant, Alhambra, California.

Here's a straight forward approach to business computer purchase and installation. It will save you time and money.

ORDER NOW! If not completely satisfied, return within 30 days for a full and immediate refund.

8 1/2 x 11 Softbound ■ 178 pp. ■ \$12.95  
Credit Card Orders 1-805-964-7448

**DDC PUBLICATIONS**

5386 Hollister Ave., Santa Barbara, CA 93111

Rush \_\_\_ copies of "Winning The Computer Game" at \$12.95 per copy. (CA residents add 6% sales tax)

NAME \_\_\_\_\_

ADDRESS \_\_\_\_\_

CITY/STATE/ZIP \_\_\_\_\_

Check     MasterCharge     Visa

Card No. \_\_\_\_\_ Exp. Date \_\_\_\_\_

## TRS-80 SOFTWARE 32K with 2 DISK DRIVES

PAYROLL SYSTEM . . . . . \$235

- Includes:
- a) File Maintenance
  - b) Payday Entries
  - c) Earnings Record
  - d) Payroll Register
  - e) Write Pay Checks
  - f) Write Other Checks

Handles up to 300 employees per diskette. Automatically calculates FICA, FED. TAX, UNEMPLOYMENT and much more.

**ALSO AVAILABLE**

ACCOUNTS RECEIVABLE . . . . . \$195

ACCOUNTS PAYABLE . . . . . \$195

INVENTORY CONTROL with

BILLING & ACCT'S REC. . . . . \$550

MANUALS . . . . . \$29.95/ea.

CUSTOM PROGRAMS & OTHERS

**CAI**

1st Security Bank Bldg.  
3306 W. Walnut, Suite 507  
Garland, TX 75042

PHONE: (214) 272-3211

With money order or certified check, orders shipped within 24 hours.



$$(a) \quad F_n = \frac{1}{\sqrt{5}} \left[ \left( \frac{1+\sqrt{5}}{2} \right)^n - \frac{1-\sqrt{5}}{2} \right]^n$$

$$(b) \quad F_n = \frac{\Phi^n}{\sqrt{5}} = \frac{((1+\sqrt{5})/2)^n}{\sqrt{5}} \quad \text{rounded to nearest integer.}$$

$$(c) \quad (\text{Golden ratio})^k = \left( \frac{1+\sqrt{5}}{2} \right)^k = \Phi^k = 1.61803^k \dots$$

Figure 2: The program of listing 4 was an iterative calculation. It turns out that there are several ways to calculate Fibonacci numbers directly which do not involve iteration. Formula (a) is an exact calculation of the  $n^{\text{th}}$  Fibonacci number. Formula (b) is also an exact calculation if the result is rounded to the nearest integer. Formula (c) defines a criterion for making the Fibonacci sequence pass various statistical tests which would otherwise fail: pick every  $k^{\text{th}}$  number where  $k$  is chosen so that the "golden ratio" to the  $k^{\text{th}}$  power is relatively large compared to the low order portion of the Fibonacci numbers which is used as a random number output.

pocket calculator (or maybe your computer?) using formula a of figure 2. We know the answer is 6765, from table 1. This formula produces the exact answer, but we can get it with a little less calculation by using formula b in figure 2. The term  $(1 + \sqrt{5}) / 2$  is known in the mathematical literature as the "Golden Ratio" and is often symbolized by the Greek letter  $\Phi$  (phi). If formula b is evaluated and then rounded to the nearest integer, it will produce  $F_n$ . You might try this, again, with  $n = 20$ .

The Golden Ratio assumes importance when using the Fibonacci series random number generator, because it is used as a "correction factor." The results of the generator, aside from being somewhat predictable as shown in table 1, fail many of the statistical tests usually applied to random number generators. A big improvement can be made in the results if we use only every  $k^{\text{th}}$  number, where  $k$  is almost any number

```

100 PRINT "INPUT ANY ODD INTEGER";
110 INPUT N
120 LET X = N * 65539
130 LET Y = X * 0.4656612873077392578125E-09
140 PRINT X ; Y
150 END

```


Listing 5: A BASIC program to calculate one cycle of a pseudorandom sequence using the power residue method. This particular program is the algorithm used for a 32 bit machine as found in the IBM System 360 and 370 "Scientific Subroutine Package," IBM Publication Number H20-0205. In the source document cited, this algorithm is given as a FORTRAN subprogram named RANDU.

which will make the Golden Ratio to the  $k^{\text{th}}$  power relatively large. Figure 2c is the required formula. If this modification is implemented, and  $k$  is large, your calculating time for each random number that is to be used will greatly increase, but you'll have numbers that are about as good statistically as any other method.

### Power Residue Calculations

A third general class of pseudorandom number generators is called the Power Residue Method. It is this method that is usually favored by hardware manufacturers, software writers and mathematicians, because long periods prior to repetition can be assured, and the numbers generated hold up well to statistical tests for randomness. The method is, however, machine dependent since it relies on the word size of the machine. The Power Residue Method is the method employed in RANDU, an extremely popular random number generator appearing in the "Scientific Subroutine Package" (IBM publication number H20-0205) for the IBM System 360 and 370 computers. The publication gives a FORTRAN listing of this subroutine and documentation on how to use it, and also delineates a FORTRAN listing and instructions for use of GAUSS, which is a program for producing a normal distribution of random numbers. The methods can easily be extended to distributions other than the normal. Background on the number theory aspects of the Power Residue Method can be obtained in another IBM booklet, "Random Number Generation and Testing" (IBM publication number C20-8011).

Listing 5 shows a BASIC version of a program to produce one random number on a 32 bit machine. The program can be easily modified, of course, along the lines we followed for the center squared and Fibonacci methods covered earlier. The multiplier in line 130 is  $2^{-31}$  and of course you'll be rounding it to fit your particular BASIC compiler. Line 130 simply transforms our new random number  $X$  into a floating-point version between 0 and 1, which is a more usual way of delineating random numbers. With a 32 bit machine (1 sign bit) we use  $2^{-31}$ , and this would be changed to correspond to the particular machine upon which the method is implemented. The multiplier in line 120 is also machine dependent. It has the form:  $8i \pm 3$ , where  $i$  is any integer. The trick here is to choose  $i$ , such that the resultant multiplier is close to  $2^{b/2}$ . Since  $b = 32$  for this example ( $b$  is the number of bits), then we



PRICE: \$129.00

We also carry the SYM-1 Microcomputer with manuals \$269.00

### VAK-1 MOTHERBOARD

- Designed specifically for use with the AIM-65, SYM-1, and KIM-1 microcomputers
- Standard KIM-4\* Bus
- Fully buffered Address and Data Bus
- Provides 8 expansion board slots
- Complete with rigid card-cage
- All IC's are socketed
- Provides separate jacks for one audio-cassette, TTY, and Power
- Completely assembled (except for card-cage)

We manufacture a complete line of high quality expansion boards. Use reader service card to be added to our mailing list, or U.S. residents send \$1.00 (International send \$3.00 U.S.) for airmail delivery of our complete catalog.

\*Product of MOS Technology



2967 W. Fairmount Avenue • Phoenix, AZ 85017 • (602) 265-7564

want the multiplier to be close to  $2^{16} = 65536$ . If  $i = 8192$ , then the multiplier will be  $65536 + 3 = 65539$ . The seed multiplied by the multiplier produces a product which is  $2b$  bits long and we discard the  $b$  high order bits, and the remaining  $b$  low order bits become the random number and the input seed for the routine for the next number. Using this method we will get  $2^{b-2}$  terms before repeating. Actually, the sign bit doesn't count, so we'll have  $2^{31} - 2$  or  $2^{29}$ , or over half a billion numbers before repeating. I'm not about to try and prove this, but I will give it a "go" with a smaller machine assumed.

Let's assume a 6 bit machine. This should produce  $2^{b-2}$ , or  $2^4 = 16$  numbers before repeating, and that shouldn't be too difficult to inspect manually. We want a multiplier of the form  $8i \pm 3$  which is close to  $2^{b/2} = 2^{6/2} = 2^3 = 8$ . If  $i = 1$ , we'd have  $8 \times 1 + 3 = 11$  and  $8 \times 1 - 3 = 5$ . Both of these possibilities are equally 3 away from our desired value of 8, so let's try both. Table 2a shows how we get started using 5 as the multiplier, and table 2b shows the whole cycle of all 16 numbers produced. Table 2 also shows that if we had chosen a multiplier of 11 the procedure would

also have produced 16 numbers before repeating.

You've probably noticed that the two columns of numbers in table 2 just don't look too random. Both columns have numbers that always end in 1. For the 11 multiplier case, the 4<sup>th</sup> digit is always 0, and the 5<sup>th</sup> digit alternates between 0 and 1. For the 5 multiplier case, the 5<sup>th</sup> digit is always 0 and the 4<sup>th</sup> digit alternates between 0 and 1. Obviously the low order bits are far from random. If you wanted random digits, and not random numbers, it would obviously be to your advantage to choose high order bits, or possibly the bits you discarded when you cut the product from 12 to six bits. The usual scheme, after developing the numbers in table 2, would be to place the binary point at the beginning of the 6 bit numbers, and thereby transform the whole list to a distribution between 0 and 1.

#### Testing Randomness

Tests of the randomness of a series of numbers usually fall into one of two major categories, those that examine the digits appearing in the numbers and those that

# KIM ANALOG INPUT

Analog to Digital Conversion System for the KIM Computer

Give the KIM the ability to sense, measure, and control the world around it with DAM SYSTEMS modules. Just plug the KIMSET1 into the KIM to get 16 channels of analog input. Screw terminals are provided for each channel so you can hook up Joysticks, Pots, or whatever appropriate sensors you have. Each of the 16 analog inputs, in the range of 0 to 5.12 volts, is converted to a decimal number between 0 and 255 (20 millivolts per count). Conversion time is 100 microseconds. The KIMMOD provides one user port as well as a DAM SYSTEMS port. Software is provided.

**SENSORS**

- TEMPERATURE
- VELOCITY
- PRESSURE
- pH
- ACCELERATION
- HUMIDITY
- LIGHT LEVEL
- FLUID LEVEL
- ETC

**KIMSET1**

- 1-AIM61 - 16 ANALOG INPUTS - 8 BITS - 100 MICROSEC
- 1-KIMMOD - KIM ADAPTER - 1 USER PORT - 1 DAM SYSTEMS PORT
- 1-CABLE A24 - 34 INCH INTERCONNECT CABLE
- 1-MANMOD1 - MANIPULATOR MODULE - SCREW TERMINALS FOR INPUTS, REFERENCE, GROUND
- 1-POWER1 - POWER MODULE

KIMSET1a for 110 VAC \$ 280  
KIMSET1b for 230 VAC \$ 280

Order direct or contact your local computer store.

CONNECTICUT microCOMPUTER, Inc.  
150 POCONO ROAD  
BROOKFIELD, CONNECTICUT 06804  
TEL: (203) 775-9659 TWX: TLX: 7104560052

VISA AND M/C ACCEPTED - SEND ACCOUNT NUMBER, EXPIRATION DATE AND SIGN ORDER.  
ADD \$3 PER ORDER FOR SHIPPING & HANDLING - FOREIGN ORDERS ADD 10% FOR AIR POSTAGE

(a)

1. Choose an odd integer starting value. We'll choose the 6 bit number 100001 (simply because it'll be easy to multiply).
2. Choose the multiplier. (We've already decided on 5, binary 101.)
3. Compute the product. (100001) \* (000101) = 000010100101
4. Cross out the first six bits, and you have the new number.  
~~000010~~100101 = 100101
5. (100101) \* (000101) = ~~0000101~~11001 = 111001
6. (111001) \* (000101) = etc.

(b)

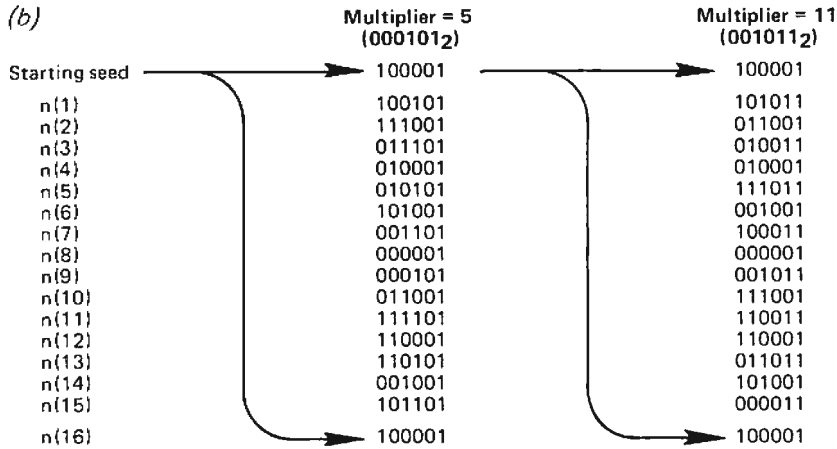


Table 2: The power residue method, adapted to a 6 bit example with two possible multipliers. The algorithm is shown at (a), and the complete set of 16 pseudorandom output states is listed in this table at (b). Note the deviations from randomness apparent in the regular patterns seen in the two low order bits of each number.

treat the numbers as points in the interval 0 to 1. Some tests can handle either case, of which the Chi-square test is one. It can be applied directly to the digits produced, or to groupings of the digits, or we can divide the interval 0 to 1 into subintervals and see how many of the random numbers fall into each of the subintervals and apply the Chi-square test to see if the distribution is biased.

The Chi-square (symbol  $X^2$ ) statistic looks somewhat formidable, but in reality is easy to work with. The formula is:

$$X^2 = \sum_{i=1}^k \frac{(o_i - e_i)^2}{e_i}$$

$$= \frac{(o_1 - e_1)^2}{e_1} + \frac{(o_2 - e_2)^2}{e_2}$$

$$+ \dots + \frac{(o_k - e_k)^2}{e_k}$$

where  $e_i$  is each expected frequency, and  $o_i$  is the actual observed frequency. If we had a generator which produced 250 digits we would expect each of the digits 0 through 9 to appear 25 times, although the digits might actually appear more or less than 25 times. Assume that your random number generator has just produced a series of 500 digits. You count all the zeros, ones, etc, and tabulate these observed frequencies (as in table 3) along with the expected frequency in each case of 50. You have counted 58 zeros, 28 ones, etc. You next put these observed and expected frequencies into the  $X^2$  formula and arrive at an answer of 46.45 as shown. At this point we need to turn to a Chi-square distribution table, which can be found in the back of almost any statistics book. Table 4 shows a portion of such a table and will suffice for most of our needs for uses like this application of the Chi-square statistic. The table is entered after you calculate the "degrees of freedom" in the column labeled "v" and after you

Digit	0	1	2	3	4	5	6	7	8	9	Sum
Observed frequency	58	28	40	34	70	62	72	36	40	60	500
Expected frequency	50	50	50	50	50	50	50	50	50	50	500

$$X^2 = \frac{(58 - 50)^2}{50} + \frac{(28 - 50)^2}{50} + \frac{(40 - 50)^2}{50} + \dots + \frac{(60 - 50)^2}{50} = \underline{46.56}$$

Table 3: A random number sequence can be tested with various statistical measures. One excellent test is the Chi-square test, here illustrated with a hypothetical single digit decimal random number generator with the observed frequencies shown in a trial of 500 cycles of calculation. If the result were truly random, of course, the expected frequencies of each digit would be uniform. The Chi-square test involves calculating the characteristic number shown by the formula here (using this table's data). This characteristic number is then used with a statistical reference table of the Chi-square distribution and the number of degrees of freedom allowed by the statistics (here  $v=9$ ), to check the quality of the pseudorandom sequence.





### SCIENTIFIC SOFTWARE

DPFUN is a 16-digit precision scientific subroutine package written for Micro-soft extended & disk BASIC interpreters, including TRS-80 Level II BASIC. The thirteen double-precision exponential, logarithmic, trigonometric & inverse trigonometric functions provide a valuable ability for serious engineering & scientific applications.

DPFUN uses truncated continued fraction algorithms that fully exploit the precision available in 64-bit binary floating point notation. The code has been optimized for speed & is designed to be easily appended to & called by any user program. The complete set of BASIC subroutines occupies 2.5K.

DPFUN source code, only \$10 ppd  
DPFUN on 8-inch CP/M disk, \$20 ppd

**Miken Optical Co.**  
53 Abbett Ave  
Morristown, NJ 07960  
(201) 267-1210

Circle 234 on inquiry card.

### TRS-80 disc software

**WORD PROCESSOR** Avoid word processor converted from other system. Hard to load, object file & cannot store text in disk. Ours is specifically designed for the TRS-80. Written in BASIC. No special hardware and text limit. \$39.  
**INVENTORY** While others use inefficient sequential file, we use 9-digit key for fast on-line random access. Reports give order info, performance summary, etc. \$39.

**MAIL** print report & labels sorted by any field. Random access, special buffering technique \$35.

**DATA BASE MANAGER** You can maintain a data base & produce reports without any programming. Define fields, types, screen & report formats on-line. Almost use up the required 32K memory. \$49.

**KEY RANDOM ACCESS UTIL** hashing, blocking, buffering, auto I/O error retry. Put your disk into optimal use. \$19.

**ACCOUNT** manage client accounts & account receivable. Remark fields for general use. Automatic billing & transaction recording. 32K req. \$59.

Full documented. Fast delivery. Our competitors offers \$99 cassette word processor, \$90 "on memory" inventory, inflexible mail system, 16K data base.

MICRO ARCHITECT  
96 Dothan St.,  
Arlington, MA 02174

Circle 214 on inquiry card.

### save more than 20%! NORTH STAR—XITAN

the smartest computers at the smartest price  
**DOUBLE DENSITY**  
HORIZON-1-16K kit, list \$1599 ..... \$1279  
Assembled & tested, list \$1899 ..... \$1519  
HORIZON-2-32K kit, list \$2249 ..... \$1799  
Assembled & tested, list \$2549 ..... \$2039  
PASCAL for NORTH STAR on Disk ..... \$49  
Powerful NORTH STAR BASIC ..... FREE

XITAN computers—NOW—With  
**QUAD DENSITY DISKS!**  
Famous XITAN Software & BASIC ..... FREE  
HORIZON & XITAN are S-100, Z-80—THE BEST  
INTERTUBE II Terminal, list \$995 ..... \$795

NEW: Our VIDEO BOARD CODE on Disk! Now you can run our computers on a TV! Save \$HUNDREDS  
TV Code on DISK ..... \$10 LISTING ..... FREE  
Business Software, Terminals, Printers, Computers in stock & special-ordered. Other brands at good discounts. Ask! Which Computers are best?  
BROCHURE ..... FREE

**AMERICAN SQUARE COMPUTERS**  
KIVETT DR, JAMESTOWN NC 27282  
(919) 883-1105

Circle 5 on inquiry card.

**ATARI** **PET** **APPLE**  
THE RECREATIONAL PROGRAMMER  
QUALITY SOFTWARE!  
TI & HP Programmables  
BASIC for most computers  
GAMES-ALGORITHMS-PUZZLES  
STOCK ANALYSIS-AND MORE!  
OVER 30 PAGES BIMONTHLY!  
ANNUAL SUBSCRIPTION ONLY:  
\$12 within USA & APO/FPO's  
\$24 Foreign by AIRMAIL  
Single issue for \$3 incl P&H  
VISA and MASTERCHARGE OK!  
CALL (616) 343-3546 NOW!  
Box 2571 Kalamazoo MI 49003

Circle 21 on inquiry card.

### MAXIMUM VALUE FOR YOUR DOLLAR

#### NORTH STAR COMPUTER PRODUCTS

HORIZON 16K KIT ..... \$1275.00  
16K RAM BOARD KIT ..... \$ 250.00  
32K RAM BOARD KIT ..... \$ 475.00

#### VERBATIM DISCS FOR NORTH STAR

BOX OF 10 ..... \$29. POST PAID

#### COMPLETE SYSTEMS AVAILABLE

CUSTOM SOFTWARE FOR NORTH STAR SYSTEMS

CASIO CALCULATORS  
AT DISCOUNT PRICES

MANY OTHER SUPER VALUES  
WRITE OR CALL:

**A.E.I.**  
3851 HACKETT AVE.  
LONG BEACH, CALIF. 90808  
(213) 421-4815 (213) 429-0535

Circle 21 on inquiry card.

### ELECTROSENSITIVE PAPER

MANUFACTURED TO SPECS  
OF AXIOM, CENTRONICS,  
SCOPE, UNIVAC, RADIO  
SHACK, etc.

CALL:  
**301/840-9545**

**GENERAL SCIENTIFIC CORP**  
PO BOX 2148, MVS  
GAITHERSBURG, MD 20760

VISA MASTER CHARGE

Circle 143 on inquiry card.

### Scotch® Diskettes

Order Direct  
2 for \$11.75  
5 for \$26.45  
10 for \$49.75 (Hard Box)  
**Price Includes Shipping**  
(Hawaii, Alaska & Canada add \$1.00 shipping)  
VISA, Master Charge, Check, Money Order

740-0 - 8" Soft Sector  
740-32 - 8" Hard (32) Sector  
744-0 - 5" Soft Sector  
744-10 - 5" Hard (10) Sector  
744-16 - 5" Hard (16) Sector

Mass. residents add 5% sales tax

**cpu** **COMPUTER PACKAGES UNLIMITED**  
99 Reservoir St. Holden, MA 01520  
(617) 829-2570 Div. of SCB Inc.

Circle 67 on inquiry card.



### SUPER SALE

16K Apple II \$1029.95

Integral Data  
IP225 Printer  
with graphics \$1095.00  
Apple Soft Cards \$159.95  
Carrying Case \$29.95  
Super Mod \$29.95

Printers—call for price


UCATAN CORP.  
P.O. Box 1000  
Destin, Fla. 32541

904-837-2022

Credit Cards Accepted

Circle 380 on inquiry card.

### GLARE FILTER HIGH CONTRAST SHARP RESOLUTION MICRO-POROUS OPTICAL FILTER FOR HOME COMPUTER CRT'S



With Filter

No Filter

TRS 80	16.95	PET	12.95
ADH 3A	16.95	Soroc 10 120	16.95
Hazeltine	1400-1500	Southwest Tech.	16.95
Perkin Elmer	16.95	Micro-Term	
	16.95	Act V	16.95

Easily Installed • Instructions Included  
For information on other models  
dial (415) 456-8909

**SUN-FLEX COMPANY, INC.**  
3020 Kerner Blvd • San Rafael, CA 94901  
Check/money order Visa/Mastercharge

Circle 358 on inquiry card.

**Scotch®** Diskettes  
Order Direct  
2 for \$11.75  
5 for \$26.45  
10 for \$49.75 (Hard Box)  
**Price Includes Shipping**  
(Hawaii, Alaska & Canada add \$1.00 shipping)  
VISA, Master Charge, Check, Money Order  
740-0 - 8" Soft Sector  
740-32 - 8" Hard (32) Sector  
744-0 - 5" Soft Sector  
744-10 - 5" Hard (10) Sector  
744-16 - 5" Hard (16) Sector  
Mass. residents add 5% sales tax  
**cpu** **COMPUTER PACKAGES UNLIMITED**  
99 Reservoir St. Holden, MA 01520  
(617) 829-2570 Div. of SCB Inc.

Circle 67 on inquiry card.

v	$\chi^2_{.995}$	$\chi^2_{.99}$	$\chi^2_{.95}$	$\chi^2_{.90}$	$\chi^2_{.75}$
1	7.88	6.63	3.84	2.71	1.32
5	16.7	15.1	11.1	9.24	6.63
9	23.6	21.7	16.9	14.7	11.4
10	25.2	23.2	18.3	16.0	12.5
19	38.6	36.2	30.1	27.2	22.7
24	45.6	43.0	36.4	33.2	28.2

Table 4: An abbreviated portion of a standard Chi-square table used as described in the text to check the quality of a pseudorandom sequence.

determine the level of significance you want to test. The degrees of freedom in our case are  $10 - 1 = 9$ . This simply means that after we have determined nine of the observed frequencies, the 10<sup>th</sup> one is fixed. The frequencies have to add to 500, so we have "nine degrees of freedom." Traditionally, the Chi-square statistic is used to test the hypothesis that the numbers are randomly distributed. If the computed value of Chi-square is greater than the critical value read from the table, we would then conclude that the observed frequencies differ significantly from the expected frequencies and we would reject the hypothesis of randomness at whatever level of significance we select. The levels of significance often used are 0.05 and 0.01, corresponding to the  $\chi^2_{.95}$  and  $\chi^2_{.99}$  columns respectively, in the table. Going back to our example, we calculated a value of 45.56, but in the table for nine degrees of freedom and at the .01 level of significance, we see that the critical value of Chi-square is 21.7. Since  $45.56 > 21.7$  we therefore conclude that the observed distribution of numbers produced by our generator differs significantly from the expected distribution at the 0.01 level of significance, and we therefore cast considerable suspicion on our random number generator. As previously mentioned, we could take our list of generated numbers in the 0 to 1 interval and set up some subdivisions of this interval. Next, we could see how many of the numbers fell into each subinterval, calculate the expected frequency for the subintervals, and apply the Chi-square test in the same fashion.

A second test frequently applied to random numbers is called the "poker test," but is in reality similar to the frequency test already considered. In the poker test we

look for specific combinations of digits. For example, suppose we are generating 5 digit integer random numbers in the interval 00000 to 99999. Probability theory tells us the number of numbers we should have where all digits are the same, like 22222 or 66666 etc. We can also calculate the expected number of pairs, three-of-a-kind and full houses, etc. The Chi-square test can be applied to the analysis of the results.

A very similar test, called the "gap test," can be applied in like manner to the distances separating two like digits or two like groups of two or more digits. Again, Chi-square is a useful statistic in the analysis of these findings. The power residue method satisfactorily passes the poker test, the gap test and the usual frequency test; however it often fails to pass tests which consider runs of numbers. We've already seen how the power residue method produces certain predictable results, so this should not come as a surprise. However, if we are generating random *numbers* instead of random *digits*, this is not a big problem. A study of the runs up and down is often a good test to determine which multipliers are better than others when you use the power residue method, and the "run test" will also consistently prove that the Fibonacci series method will not produce the predicted number and lengths of runs. Taking, for example, a long string of random generator produced bits, we would count the number of strings of zeros bracketed by ones for each length, from one, on up to the longest string length. Number theory helps us determine the number of total runs we should have for both the ones and zeros. Figure 3 shows how to calculate these lengths, assuming "n" bits. There are several special tests similar to the run test, for example: "runs above and below the mean," etc. And, as usual, the Chi-square test is frequently applied to see if the actual results are reasonable.

I can't guarantee all of the above will help you program your computer to play interesting Star Trek or sophisticated One-Armed-Bandit games but at least you'll be able to come up with generators that are biased in your favor. ■

Figure 3: Several formulas for the run test of a pseudorandom sequence.

Run length	Formula
1	$(5n + 1) / 12$
2	$(11n - 14) / 60$
k (for $k < n - 1$ )	$2 \left\{ (k^2 + 3k + 1)n - (k^3 + 3k^2 - k - 4) \right\} / (k + 3)!$
n - 1	$2 / n!$

**Year-End Clearance!**

CRT's **\$595**

We Buy-Sell-Trade all brands & models of Data Processing Equipment.



Hazeltine 2000 110 thru 9600  
Baud Editing Detached Keyboard  
TTY or Batch Modes 74 Col. x 24 Lines  
Format, Auto-Tab

Nearly a million dollars in inventory  
Call for price quotes  
**214/357-5725**



**U.S. BROKERS INC.**  
A Division of CM Corp.  
2636 Walnut Hill Lane  
Suite 347  
Dallas, Texas 75229

Circle 383 on inquiry card.



**UC 2000**  
system  
A

**The best choice in mainframes !**


- 5100 CARD FRAME
- 32 MH. 12" CRT MONITOR
- 18 AMP POWER SUPPLY
- UPPER & LOWER CASE
- ASCII KEY BOARDS
- AXIAL BLOWER
- ASSEMBLED & TESTED
- READY FOR YOUR CARDS
- \$595.00

VERY ATTRACTIVE D E R AND DEALER DISCOUNTS AVAILABLE

**INFINITE INCORPORATED**  
A Division of the IITC Corp.  
1924 WAVERLY PL. MELBOURNE, FL 32901 - PHONE (305) 724-1588

Circle 177 on inquiry card.

**Custom Built Computer Desks**



We custom build each computer desk to individual customer requirements. All surfaces are Formica; many wood grains & solid colors available. Send us your design, or let us design a module for you. Priced from \$215. Call or write:

**GOWAN INDUSTRIES**  
PO Box 470  
Zoar, Ohio 44697  
(216) 874-3666

Circle 154 on inquiry card.

**APPLE II TINY BUSINESS SOFTWARE**

**ACCOUNTS RECEIVABLE** — 100 customer accounts max, 8 transactions/month/customer (typical), month end and individual postings, automatic interest calculations. **\$75.00**

**ACCOUNTS PAYABLE** — 100 payable accounts max, 8 transactions/monthly/payable (typical), month end posting. **\$75.00**

**PERPETUAL INVENTORY CONTROL** — 100 suppliers, 900 individual inventory items, heuristic reorder procedure. **\$100.00**

All of these programs have random record access, easy addition and deletion of items, password protection on sensitive procedures.

**MIN. REQUIREMENT 48K APPLE II, one disk**  
**OPT. REQUIREMENT 48K APPLE II, two disks**

These procedures for screen environment, printer options available soon.

**DOCUMENTATION** only for the above \$10 ea.

CHECK OR MONEY ORDER ONLY  
DEALER INQUIRIES WELCOME



**CUSTOM COMPUTING SYSTEMS INC.**  
704 2nd Ave. North, Saskatoon, Saskatchewan S7K 3B5 — (306) 242-7804

Circle 72 on inquiry card.

**apple tv & computing**

**GRAND OPENING SALE!**

An introductory sale! Every PET ordered this month will come with Full size . . .

**BIG KEYBOARD . . . . . ONLY \$895**  
or, the standard 8k PET . . . . . \$775  
NEW!! . . . PET MiniFloppy . . . . . \$595

**16 K and 32 K PET NOW AVAILABLE**

PET 2021 Printer . . . . . \$549  
80 column electrostatic with full graphics  
PET 2022 Printer . . . . . \$995  
Forms tractor and graphics  
Dual Drive Floppy for PET . . . . . \$1295  
TRS 80 to S100 Interface (Kit) . . . . . \$190

**We Have The BALLY Computer System**  
And SOFTWARE for BALLY BASIC on audio cassettes. Write for list of titles.

**apple tv & computing**  
(213) 559-4268  
2806 S. Robertson Blvd.  
Los Angeles, California 90034

Circle 10 on inquiry card.



**64K RAM BOARD**

The ZS-SYSTEMS 64K RAM board is designed to operate in any Z80 based microcomputer having S-100 bus. It uses 16K dynamic RAM chips, & features:

- Board select
- Bank select
- Transparent on-board refresh
- 2 or 4MHz operation (w/ no wait state)
- Memory disable

Compatible with Cromemco system  
Fully assembled, burned in, & tested  
Available from stock to 60 days  
As low as \$500.00 in quantities of 100

Price of one . . . . . \$649.00  
PC board only . . . . . \$59.00  
With 16K RAM . . . . . \$359.00  
Plus shipping charges

**ZS SYSTEMS**  
PO Box 1847, San Diego, CA 92112  
(714) 447-3997

Circle 401 on inquiry card.

**FOR TRS-80™ OWNERS**

**T-PAL**

Programming Amateur's Letter

**THE "DO-IT-YOURSELF" SOFTWARE NEWSLETTER**

Published Monthly, We'll Teach You All The Latest Wrinkles — How To Get The Most Out of Your Computer

Graphics • Games • Personal Home • Business • Finance And Much More!

\$24/year . . . or write for FREE Details

**THE MAIL MART**  
Box 8 11102 San Francisco, CA 94101

Circle 199 on inquiry card.

**EPROM PROGRAMMER**



The EDD 1001:

- Programs 2704, 2706, TMS2716, I2716, I2758
- Plugs into your empty EPROM socket
- Is provided with complete driver listing for 8080/Z80 systems also available on EPROM!
- Requires external 30-37V unregulated

EDD 1001 EPROM Programmer Kit **\$75 ppd**  
Driver program on EPROM **\$25**  
Manual only (refundable with order) **\$4**  
ICA residents add 6% sales tax

EPOCH DATA DEVICES  
P.O. Box 22037  
San Diego, CA 92122  
17141 481-1753

Circle 132 on inquiry card.

**6800 SS50 16K SYSTEMS**

Includes: Mainframe cabinet, mother board, power supply, fan, CPU, 16K static RAM, and choice of I/O card. . . . . **\$1294.29**

Other packages available.

**16K STATIC RAM BOARDS — SS50**  
Gold Bus connectors — DIP switch controllable addressing, write protect and enabling of each 4K block Tested at 2 MHz. **Assembled \$298.13**  
Above but socketted and with software control registers **Assembled \$368.16**

**TI TMS 4044's:**

450 ns . . . . .	\$5.00 each
250 ns . . . . .	\$6.00 each
2708's . . . . .	\$7.90 each

These are factory prime chips from some shipments we use in our professional quality boards  
Add \$10 handling on orders under \$200.



**CIMIX Inc.**

1337 W. 37th Place • Chicago, IL 60609  
(312) 927-5510 • TWX 910-221-4055

**The Company that delivers.**  
Quality Electronic products since 1975.  
CIMIX™ and GILBERT™ are registered trademarks of CIMIX INC.

Circle 144 on inquiry card.





# The Magic Machine

**A 32-page Coloring Book about Computers**

written and illustrated by Theodore Cohen and Jacqueline Bray

*The Magic Machine* is an introduction to computing for young children. The drawings and text show how two children find uses for a computer in their home.


*The Magic Machine* will help the child in your life to understand some of the functions of computers in his world, and to better understand the importance of computing in your world.

*The Magic Machine* comes COMPLETE WITH CRAYONS, and is lots of fun to color and read.

ISBN 0-931718-17-1

**\$2.00**

Buy this book at your favorite computer bookstore or order direct from BYTE BOOKS. Add 50¢ per book for postage and handling



"BOOKS OF INTEREST TO COMPUTER PEOPLE"

70 Main Street, Peterborough, New Hampshire 03458

# What's New?

## The Physicians Microcomputer Report

*The Physicians Microcomputer Report* is a monthly publication for doctors who wish to become better informed about the computer and its application in the field of medicine. Some of the features include: software news, calculator corner, computers in patient health care, microcomputer hardware news, the bargain market, and computer articles of special interest to the physician. Additionally, the report contains articles on nonmedical applications such as linking your computer to a stock portfolio information center. Another intent of this publication is to facilitate the exchange of information between physicians who own computers. For this purpose the magazine has a listing of user groups.

*The Physicians Microcomputer Report* is available for \$25 a year and \$12.50 for students. Contact Dr Gerald M Orosz, POB 6483, Lawrenceville NJ 08648.

Circle 591 on inquiry card.

## Attention Readers, and Vendors...

### Where Do New Products Items Come From?

*The information printed in the new products pages of BYTE is obtained from "new product" or "press release" copy sent by the promoters of new products. In our judgment the information might be of interest to the personal computing experimenters and homebrewers who read BYTE, we print it in some form. We openly solicit releases and photos from manufacturers and suppliers to this marketplace. The information is printed more or less as a first in first out queue, subject to occasional priority modifications. While we would not knowingly print untrue or inaccurate data, or data from unreliable companies, our capacity to evaluate the products and companies appearing in the "What's New?" feature is necessarily limited. We therefore cannot be responsible for product quality or company performance.*

## Complete Microcomputer System from Gimix

Gimix Inc has announced its complete System 68 microcomputer. It features the following: a ferro-resonant constant voltage power supply; an SS-50 motherboard (15 50 pin and eight 30 pin gold plated slots); a 6800 processor board that holds four 2708s and three independently programmable software timers; the Gimix 16 K byte software readdressable static programmable memory boards organized into four separately controllable 4 K byte blocks, which allows the user as much memory as can be contained in the mainframe.

Dual-in-line package switch features allow use of existing SwTPC and MSI compatible software. The system is video based using the Gimix video board and advanced GMXBUG 3 K byte read only memory monitor that contains the standard utility functions plus routines that facilitate software development.

The price of \$1395 includes the motherboard, switches, fan, power supply, video board, 3 K GMXBUG version



2, 8 K byte static programmable memory, 2 port parallel I/O (input/output) board, cable and two disk regulator board. For further information, contact Gimix Inc, 1337 W 37th Pl, Chicago IL 60609.


Circle 590 on inquiry card.

## TRW LSI Products Introduces New Generation of Multipliers

A new series of monolithic multipliers, designated the MPY/HJ series, provide  $n$  by  $n$  bit multiplication of 24, 16, 12 and 8 bit numbers. All four multipliers have improved input registers that feature simplified clocking so that no data-hold time (clock overlap) is necessary. The three largest multipliers (MPY-24, -16 and -12HJ) feature improved output registers that can be made transparent for asynchronous output. They also feature a programmable selection of output product formats and can intermix two's complement numbers with numbers in absolute magnitude in the same operation.

All the new circuits are plug compatible with their first generation counterparts. Inserting one into a socket wired for an /AJ device automatically masks out the new /HJ features while still providing faster operation and reduced power consumption.

The MPY-24HJ contains a new shift and normalize feature, and yields a 48 bit product in 200 ns. The MPY-24HJ is supplied in a standard 64 pin dual-in-line package. The MPY-16HJ produces a 32 bit product in 100 ns and is pin compatible with the older 16 bit multi-




pliers. Like the MPY-24HJ, it can be expanded to operate on 32, 48, 64 and larger numbers. The MPY-12HJ multiplies a pair of 12 bit numbers and yields their product in 80 ns. It is ideal for digital signal processing applications such as fast Fourier transforms and digital filters. The MPY-8HJ produces a 16 bit product in 65 ns. A fast version of the 8 bit multipliers called the MPY-8HJ-1 is being offered. It produces a 16 bit product in 45 ns and is intended for use in digital television systems.

Prices are \$59 for the MPY-8HJ; \$71 for the MPY-8HJ-1; \$103 for the MPY-12HJ; \$157 for the MPY-16HJ and \$310 for the MPY-24HJ. For more information, contact TRW LSI Products, POB 1125, Redondo Beach CA 90278.

Circle 592 on inquiry card.

### Zilog Announces Availability of 16 Bit Z8000 Microprocessor



Zilog Inc has announced the availability of a Z8000 microcomputer processor circuit that offers users the architectural resources of mini and large mainframe computers in a single circuit device. The processor is available in two versions: the Z8001 in a 48 pin ceramic dual-in-line package that allows the user to address up to 8 M bytes of memory; and the Z8002 in a 40 pin ceramic dual-

in-line package. The 40 pin Z8002, designed for smaller, less memory intensive applications, is compatible with the 48 pin Z8001, but the 40 pin processor's addressing is limited to 64 K bytes in each of its 6 address spaces.

A scaled N/MOS depletion load silicon gate device, the Z8000 processor densely packs 17,500 transistors on a device which is 238 by 256 mils. The Z8000 is designed for both minicomputer and microcomputer applications. The Z8000 contains 24, 16 bit registers that reduce the number of memory references needed in programming. Sixteen of those registers are general purpose. The Z8000's problem solving instruction set supports seven different data types from single to 32 bit words, has 8 addressing modes, and 418 usable op code combinations.

Pricing for the Z8001 is \$195 for 1-9 pieces, \$162.50 for 10-99 quantities and \$140 for lots of 100 and up. The Z8002 sells for \$150 for 1-9 quantities, \$125 for 10-99 pieces, and \$107.10 for lots of 100 and up. For further information contact Zilog, 10340 Bubb Rd, Cupertino CA 95014.

Circle 615 on inquiry card.


### 28 Page Brochure on Computer Graphics and Imaging



Lexidata Corporation, 215 Middlesex Turnpike, Burlington MA 01803 offers a free 28 page brochure describing the relative advantages of various display technologies and comparing them to its new System 3400 Video Image Processor. Interfacing, system software, application, and hardware options are covered in detail.

Circle 618 on inquiry card.

### New Software Compatible With Any Z-80 or 8080 CP/M System



Circle 616 on inquiry card.

Graham-Dorian Software Systems has developed four complete software program packages for payroll, inventory, cash register, and apartment management. All programs are compatible with any Z-80 or 8080 CP/M system, and can be ordered in eight inch (double or single density) or five inch floppy disks. Each program package contains a disk with CBASIC-2 compiler, CBASIC-2 run command, the Graham-Dorian software program in INT and BAS file form, plus a users manual and hard copy source listing. The four programs sell for \$695 each. One CBASIC-2 is free with a program order, others cost \$89.95 each. For further information contact Graham-Dorian Software Systems, 211 N Broadway, Wichita KS 67202.

### A Powerful Disk Based Operating System for 6800 Microprocessors

The CP/68 operating system for the 6800 family of microprocessors furnishes big system features and capabilities for microcomputers. A combination of memory resident and transient commands provide the system's flexibility. With the CP/68 operating system it is possible to add your own commands to the system. PIP (Peripheral Interchange Program) allows transfer of data between physical devices. Wildcard operation of all disk commands lets the user specify files either ambiguously or unambiguously.

Other features of the operating system are complete device independent I/O (input/output); sequential and random file access methods; dynamic allocation and expansion of files; command files; and chaining and overlaying of user programs. It fits in less than 8 K bytes and can be relocated anywhere in memory; the extended instruction set includes 19 new 6809-type instructions (PSHX, PULX, etc); all disk operating system services are available through a single supervisor call; and it easily interfaces to new devices and peripherals.

The operating system supports functions that STRUBAL+ used to provide in its runtime package. The operating system runs on Percom, ICOM, MSI, Smoke Signal, Micropolis and SwTPC systems. For further information contact Hemenway Associates Inc, 101 Tremont St, Suite 208, Boston MA 02108.

Circle 619 on inquiry card.

### Text Processing Software

Digitan Systems Inc has announced a text processing system which uses special commands for text formatting applications. It is intended for use with 8080 and Z-80 microcomputer based systems. The commands include multiple line spacing; left and right margin control; indenting; paging; optional right margin justification; centering and underlining text; no-frill modes; automatic page numbering; page and line length control; and the printing of left, right and center header titles and footer titles with optionally different titles based on even and odd pages. Also included is the ability to input extra data from a file or the console terminal during the formatting process.

The text processing system will automatically loop for repeated formatting applications such as form letters. A pre-processing program is able to select a subset of the extra text data according to a user specified matching pattern. The output of the text processor can be directed to either the console terminal, line printer, or a disk file.

The source code of the text formatter has been written in CBASIC and runs under the CP/M operations system. It is available on eight inch floppy disks with a comprehensive manual at a cost of \$250 per copy. A well documented source code is also available for an additional fee. For further information contact Digitan Systems Inc, 5001 16th Av, Brooklyn NY 11204.

Circle 617 on inquiry card.





### S-100 Single and Double Density Disk System



DISCUS 2D is a full-size, single and double density floppy disk system capable of storing up to 600 K bytes of data on each side of an 8 inch disk. This disk is formatted to be compatible with


the IBM System 34. Like the original single density DISCUS 1, DISCUS 2D comes fully assembled with a controller board and a Shugart SA800R full-size drive mounted in a cabinet with a power supply.

The S-100 controller board utilizes the Western Digital 1791 dual density controller device and also has power on jump circuitry, 1 K bytes of programmable memory, 1 K bytes of read only memory with built-in monitor, and a hardware universal asynchronous receiver-transmitter with a data rate generator to simplify I/O (input/output) interfacing. It is capable of handling up to four drives.

Software includes BASIC-V virtual disk BASIC, DOS and Disk/ATE assembler and editor. Extra cost optional software, including CP/M Microsoft Extended Disk BASIC and FORTRAN, is available. The price is \$1149 for the completely assembled single and double density system, and \$795 for each additional drive. For further information, contact Thinker Toys, 1201 10th St, Berkeley CA 94710.

Circle 585 on inquiry card.


### TRS-80 Serial Input/Output Board



This board is RS-232 compatible and can be used with or without the expansion bus. There are on-board switch selectable data rates of 110, 150, 300, 600, 1200 and 2400 bps; parity odd, even, or null; 5 to 8 data bits and 1 or 2 stop bits. It has a data terminal ready line. The board alone sells for \$19.95 (with parts \$59.95). Assembled, it is \$79.95. Contact Electronic Systems, POB 21638, San Jose CA 95151.

Circle 587 on inquiry card.

### Light Pen Complements Apple II Computer




Symtec Inc, POB 462, Farmington MI 48024 has announced a low cost light pen for microcomputer use. The Symtec light pen is supplied complete with Interface and provides an X, Y coordinate number to the bus when the pen is activated by a touch sensitive switch or from software control. The pen can provide up to 255 Y values and 511 X values and is software dividable to fit any screen size.

The Apple version of the light pen can resolve a single high resolution point and can be used with all of the Apple graphics features and text. This version is provided with a demonstration cassette written in Integer BASIC for easy modification by the user if desired and allows use of the pen in the user's own programs. A complete listing of the light pen routine and suggested uses is included in the applications manual. The light pen is priced at \$249.95.

Circle 586 on inquiry card.

### X,Y Plotter Unit from Sylvan Hills Laboratory



This X, Y plotter includes a plotter, drawing surface, electronics, and power supply completely assembled and ready for interface to any 8 bit transistor-transistor logic parallel port. The pen holder accepts any writing instrument or stylus 7 to 11 mm in diameter, encoded for 0.01 inches per pulse (0.005 inch optional). The maximum pen travel speed is 2.5 inches per second with a 24 V supply. A basic 8080

software program is included in the owner's manual. Applications include architectural, mechanical, and schematic drawing; printed circuit board artwork; positioning of small objects; computer generated art; games; and others.

The plot driver software is available as ASCII source files on paper tape and CP/M small disk formats. TEI and Cromemco small disk formats are also available. Both the BASIC and assembler source are provided, and contain comments which guide the user in making source modifications.

Unit-1 with an 11 by 17 inch drawing area is \$1,049; Unit-2 with a 17 by 22 inch drawing area is \$1,249. The plotters are also available in kit form with console and power supply priced separately. The owner's manual can be purchased for \$5. For further information, contact Sylvan Hills Laboratory Inc, POB 646, Pittsburg KS 66762.

Circle 588 on inquiry card.

### TRS-80 Expandable Interface



Microtronix has introduced an expandable interface for the Radio Shack TRS-80. The basic interface unit uses

low power Schottky circuitry, the standard Radio Shack 40 pin bus, and provides the following features: two joysticks for games, screen editing and educational instruction; stereo sound using two RCA 1863 programmable integrated circuits; parallel printer interface. At an introductory price of \$129.95, the interface may be ordered with a \$29.95 optional real time clock. Joysticks and music may be controlled directly from the user's BASIC program, using the INP and OUT commands. For further information, contact Microtronix, POB Q, Philadelphia PA 19105.

Circle 589 on inquiry card.

# a PERCOM SAMPLER



For your SS-50 bus computer — the CIS-30+

- Interface to data terminal and two cassette recorders with a unit only 1/10 the size of SWTP's AC-30.
- Select 30, 60, or 120 bytes per second cassette interfacing, 300, 600 or 1200 baud data terminal interfacing.
- Optional mod kits make CIS-30+ work with any microcomputer. (For MITS 680b, ask for Tech Memo TM-CIS-30+—09.)
- KC-Standard/Bi-Phase-M (double frequency) cassette data encoding. Dependable self-clocking operation.
- Ordinary functions may be accomplished with 6800 Mikbug™ monitor.
- Prices: Kit, \$79.95; Assembled, \$99.95.

Prices include a comprehensive instruction manual. Also available: Test Cassette, Remote Control Kit (for program control of recorders), IC Socket Kit, MITS 680b mod documentation, Universal Adaptor Kit (converts CIS-30+ for use with any computer).  
MIKBUG® Motorola, Inc.

## In the Product Development Queue . . .

Coming PDQ. Watch for announcements.

**6809 Processor Card** — With this SS-50 bus PC board, you'll be able to upgrade with the microprocessor that Motorola designers describe as the "best 8-bit machine so far made by humans."

**The Electric Crayon™** — This color graphics system includes its own  $\mu$ P and interfaces to virtually any microcomputer with a parallel I/O port.

**Printer Interface** — For your TRS-80™. Interface any serial RS232 printer to your TRS-80™ with this system.


™ELECTRIC WINDOW, ELECTRIC CRAYON, Pilon-30 and Pilon-10 are trademarks of Percom Data Company, Inc.  
TRS-80 is a trademark of Tandy Corporation and Radio Shack which has no relationship to Percom Data Company

Orders may be paid by check or money order, or charged to Visa or Master Charge credit account. Texas residents must add 5% sales tax.



For your data storage — Pilon-30™ and Pilon-10™ data cassettes

- Orders-of-magnitude improvement in data integrity over ordinary audio cassettes.
- Pilon-coated pressure pad eliminates lint-producing felt pad of standard audio cassettes.
- Smooth pylon coating minimizes erratic tape motion.
- Foam pad spring is energy absorbing. Superior to leaf spring mounted pad which tends to oscillate and cause flutter.
- Five-screw case design virtually precludes deformation during assembly.
- Price: \$2.49.



For your S-100 computer — the CI-812

- Both cassette and data terminal interfacing on one S-100 bus PC board.
- Interfaces two recorders. Record and playback circuits are independent.
- Select 30, 60, 120, or 240 bytes per second cassette interfacing, 110 to 9600 baud data terminal interfacing.
- KC-Standard/Bi-Phase-M (double frequency) encoded cassette data. Dependable self-clocking operation.
- Optional firmware (2708 EPROM) Operating System available.
- Prices: kit, \$99.95; assembled, \$129.95.

Prices include a comprehensive instruction manual. In addition to the EPROM Operating System, a Test Cassette, Remote Control Kit (for program control of recorders), and an IC Socket Kit are also available.

## CASSETTE SOFTWARE

For 8080/Z-80  $\mu$ Cs . . .

**BASIC ETC** — Developed by the co-authors of the original Tiny BASIC, BASIC ETC is easy to use yet includes commands and functions required for powerful business and scientific programs as well as for hobby applications. 9.5K bytes of RAM. 1200-baud cassette and 42-page user's manual . . . \$35.00

**Cassette Operating System** — EPROM (2708) COS for the Percom CI-812 dual peripheral interfacing PC card . . \$39.95

If you're programming on a 6800  $\mu$ C, you'll want these development and debugging programs written by Ed Smith of the Software Works:

**Disassembler/Source Generator** — Disassembles SWTP Resident Assembler, TSC Mnemonic Assembler/Text Editor or Smoke Signal Mnemonic Assembler/Text Editor and produces compacted source code suitable for re-editing. Prints or displays full assembly-type output listing. 4K bytes of RAM.  
(Order M68SG) . . . \$25.00

**Disassembler/Trace** — Use to examine (or examine and execute) any area of RAM or ROM. "Software-single-step" through any program, change the contents of CPU or memory location at any time, trace subroutines to any depth. 2.3K bytes of RAM.  
(Order M68DT) . . . \$20.00

**Support Relocator Program** — Supplied on EPROM, this program relocates a program in any contiguous area of RAM or ROM to anywhere in RAM. Use to assemble and test programs in RAM, adjust programs for EPROM operating addresses and then block move to your EPROM burner address. 952 bytes of RAM. Loads at hex 1000.  
(Order M68EP) . . . \$20.00

**Relocating Assembler & Linking Loader (M68AS)** . . . \$50.00

**Relocating Disassembler & Segmented Source Text Generator (M68RS)** \$35.00

**Americana Plus** — 14 tunes for the Newtech Model 68 Music Board in machine language ready to load and run. Cassette compatible with Percom CIS-30+ and SWTP AC-30. Order MC-1SW . . \$15.95

## HARDWARE

**Newtech Model 68 Music Board** — Produces melodies, rhythms, sound effects, morse code, etc. from your programs. Includes manual with BASIC for writing music scores and assembly language routine to play them. Installs in SWTP I/O slot. Assembled & tested . . . \$59.95

**The Percom ELECTRIC WINDOW™** — Memory-resident and programmable, this video display character generator board for your SS-50 bus displays up to 24 80-character lines. Features dual character generators, dual-intensity high-lighting. One programmable register controls scrolling. Compatible with standard video monitors . . . \$249.95

**SS-50 Prototype Cards:**  
Large card (up to 70 40-pin ICs) \$24.95  
I/O size card . . . \$14.95

# PERCOM

PERCOM DATA COMPANY, INC.

DEPT. 8

211 N. KIRBY • GARLAND, TX. 75042

PERCOM™ 'peripherals for personal computing'

To order products or request additional literature, call Percom's toll-free number: 1-800-527-1592. For detail technical information call (214) 272-3421.



### Computer Terminals Directory

A user-oriented directory of computer terminals has been published by the Association of Time-Sharing Users (ATSU). This guide contains photographs and full page information about each of 120 terminals. In addition to the latest pricing information, the directory lists each terminal's lease costs (when available), the number that have been installed, and information about whom to contact at each supplier. The *Computer Terminals Directory* is available for \$45 in bound form. It is available as part of a membership in ATSU for \$85, in loose leaf form, as it is part of the Association's three volume *Interactive Computing Directories*. Orders for the Directory or for Association membership should be sent to ATSU, POB 9003, Boulder CO 80301.

Circle 593 on inquiry card.



**The Slavemaster 2650 Multiprocessor System**

The Slavemaster 2650 S-100 bus multiprocessor system is based on the Signetics 2650 microprocessor. The system is composed of two identical S-100 cards interconnected by one ribbon cable. One is identified as the slave and the other the master. The only functional difference is that the master has the ability to reset, reset-jump, or stop the slave.

Both processors operate at full speed with fetch and execute cycles interleaved in such a way that precise single processor timing is maintained. Once synchronized, there is no interaction between the two processors. Communication between the two processors is through a common data base in the S-100 memory.

Some of the features of the Slave-master card include Kansas City cassette interface, RS-232/20 mA serial I/O (input/output), keyboard interrupt on serial input, real time clock interrupt, power fail interrupt, eight vectored interrupts decoded on board, 4 K byte 2708 erasable read only memory sockets with dual-in-line package switches to select reset and power-on jump address. The kit is priced at \$198 per board. For further information, contact Victoria Micro Digital, 401 Dundee St, Victoria TX 77901.

Circle 594 on inquiry card.

### Western Digital System Speeds Up Pascal

A set of integrated circuits which directly executes the object code from a Pascal compiler has been developed by Western Digital Corp, 3128 Red Hill Av, POB 2180, Newport Beach CA 92663.

The 16 bit processor, which forms the basis of the Pascal Microengine product line, executes Pascal programs at least five times faster than conventional system software. The system uses the version of Pascal which was developed at the University of California at San Diego (UCSD). The UCSD Pascal software system includes a complete operating system with the Pascal compiler, BASIC compiler, file manager, screen-oriented editor, debugging program, and graphics package; all written in the Pascal language.

The four integrated circuits are the following LSI metal-oxide semiconductor components:


- an arithmetic device containing arithmetic and logic unit, microinstruction decoding, and the register file;
- a microsequencer device containing macroinstruction decoding, portions of the control circuitry, microinstruction counters, and I/O (input/output) control logic;
- two MICROM devices containing the microinstruction read only memories and microdiagnostics.

Direct execution of the p-code (pseudo-code) produced by the Pascal compiler eliminates the previously required host operating system and p-code interpreter.

Additional features of the Microengine system include user-defined bus configuration, four levels of interrupts, single and multibyte instructions, hardware floating point operations, stack architecture, a 3.0 MHz 4 phase clock (75 ns per phase) and a transistor-transistor logic compatible three-state interface.

Circle 595 on inquiry card.

### BASIC With Style



*BASIC With Style* by Paul Nagin and Henry Ledgard is intended for BASIC programmers who want to write carefully constructed, readable programs. This 134 page book offers short rules and guidelines for writing more accurate, error free programs. These simple elements of style enable the programmer to focus creativity on the deeper issues in programming.

Chapter 1 is an overview. Chapter 2 is a collection of simple rules, called proverbs. The proverbs summarize the major ideas of the book in terse form. Chapter 3 is an introduction to a strict, top-down approach for programming problems in any programming language. The approach is oriented toward the easy writing of complete, correct, readable programs. Chapter 4 gives a set of strict program standards for writing programs, and Chapter 5 elaborates on several important and sometimes controversial ideas discussed in the chapter on programming proverbs.

The cost of the book is \$5.95. It is available from Hayden Book Co Inc, 50 Essex St, Rochelle Park NJ 07662.

Circle 596 on inquiry card.

### Stand-Alone Microprocessors

Three stand-alone microprocessors, the  $\mu$ PD8048,  $\mu$ PD8748, and  $\mu$ PD8035, have been announced by NEC Microcomputers Inc, 173 Worcester St, Wellesley MA 02181. The  $\mu$ PD8048 contains the following features normally found in external support devices: 1025 by 8 bits of read only memory; 64 by 8 bits of programmable data memory; 27 I/O (input/output) lines; 8 bit interval timer and event counter; and oscillator and clock circuitry.

The  $\mu$ PD8748 (available late 1979) differs from the  $\mu$ PD8048 only in the use of an 1024 by 8 bit ultraviolet erasable read only memory for its program



memory, while the  $\mu$ PD8035 is scheduled for applications using external program memory. The functional power of the units can be expanded using standard 8080A/8085A peripherals and memory products. The microprocessors are available in a standard 40 pin, plastic or ceramic dual-in-line package.

Circle 597 on inquiry card.



# HOBBY WORLD®

CALL TOLL FREE: (800) 423-5387  
CA, HI, AK: (213) 886-9200

## TRS-80 FORTRAN PLUS \$340

As advertised! Supplied on 2 mini-diskettes, and requires a 32K system with one disk drive. Written by Microsoft, designer of Level II and Level III. Includes Fortran compiler 2.80 macro assembler, test editor, and linking loader. Adds speed and versatility.

## ANADEX PRINTER Model DP-8000 \$999

Connects easily to most popular computers including TRS-80 3 basis ASCII compatible interface configurations are provided. 80 columns, 112 cps, 84 lines per min, bi directional printing. Out-of-paper detector, uses standard low-cost papers. 96 character set, 9x7 dot mat-

rix characters. Original plus up to 3 copies. Skip-over-perforation control, double width printing, 8 programmable vertical tab positions. Excellent readability. Superior to other printers costing three times as much.

## TRS-80 LEVEL III BASIC \$42

As advertised in March Interface. Loads on top of level II, turns your TRS-80 into a powerful system. Solves loading problems, cures keyboard "bounce". Software cassette, has the power of a hardware modification! Guaranteed satisfaction! Cat No. 1332

## DATA CASSETTES 10 for \$17

Highest quality, leaderless! With protective plastic case. Cat No. 1142

## TRS-80 ELECTRIC PENCIL

Character oriented word processing system. Produce mailing lists, business forms, large numbers of original correspondence, camera ready copy for printing...all on your TRS-80. No carriage returns or hyphenations, line numbering is done by the Electric Pencil! Also features right margin justifying, page numbering,

and tilting, and many combinations of line length, page length, etc. For TRS-80 level 1 or 2, 16k, and virtually any printer.

# \$95

**BUY 7,  
GET 1 FREE!**  
\*Buy 7 of one type,  
get the eighth of  
that type free!

Order by type no

1702A	\$1 50
2708	10 00
4118	11 00
2102-150	1 30
2102-150	1 00
2102-650	65
2114-450	8 00
5201Q	1 25

## CALIFORNIA COMPUTER SYSTEMS XVI 16K STATIC RAM KIT \$285

A true static ram board designed for the S-100 bus. Bank switching capability, addressable in 4K blocks. FR4 silk screened PC board with solder mask on both sides! The lowest price TRUE static ram board in its class.

- IEEE S-100 Compatible
- True static operation
- Requires only +5 volts
- 450 ns
- Fully buffered

Bareboard \$27.00

New! From California Computer Systems!

## WIRE WRAP & SOLDER TAIL PROTOTYPING BOARDS

your choice \$27

All S-100 signals labeled on-board. All circuitry uncommitted except for 4 multiple regulator pads. High density hole configuration, over 3600 holes. On-board ground bus.

Double sided, plated thru FR4 PC board. Accepts 14, 16, 18, 24, 28, 40 pin IC's.

Cat No. Wirewrap \$27  
Cat No. Solder tail \$27

## COMPUCRUISE \$165

Navigational computer for mobile or marine use! Features cruise control, fuel management, trip computer, timer/counter. Warns low fuel! Compensates for tire size, converts to metric! 44 functions. Mounts easily on dash. Easy to read bright blue digits. With installation instructions. Cat No. 1166

## 8" DISKS

• Single density  
• IBM Compatible  
\$40 box of 10

Cat No. Type  
1145 32 sector holes, 1 index hole  
1146 IBM 32, 3740, 3540, 3770, 3790

## SHUGART SA-400 MINIFLOPPY DRIVE \$295

Hard and soft sectoring, single density, 35 track. Requires power supply. Cat No. 1154

## California Computer Systems MEMORY ADD-ON 16K \$70

For APPLE TRS-80 EXIDY

Everything you need! Installs in minutes, no special tools, no soldering! 250 nsec. Cat No. 1156

## TRS-80 SOFTWARE CASSETTES

Cat No.	Description	Price
1093	SARGON CHESS II	19.95
1041	STAR TREK II	14.95
1036	SCIFI GAME SAMPLER I II	5.95
1042	TAROT I II	5.95
1179	CRIBBAGE I II	9.95
1192	REAL TIME LUNAR LANDER II	7.95
1195	BRIDGE CHALLENGER II	14.95
1186	AIR RAID I	14.95
1187	PROTI II	14.95
1047	OTHELLO I II	5.95
1043	SMALL BUSINESS BOOKKEEPING I II	14.95
1051	DAILY BIRTHDAY PROGRAM I II	5.95
1049	MICRO TEXTEDITOR II	9.95
1038	INVENTORY MODULAR I II	19.95
1153	EDIT-80, text editor II (32K)	19.95

## S-100 COMPUTER BOARDS

1601	CCS/M-XVI	16K STATIC RAM MODULE KIT	\$285
1602		as above, bare	
1603		as above, bareboard	
1500	HUH/S-100	MPA kit	
1503	MH	PROPROM, 8K EPROM BOARD	\$214
1504		6834 EPROMS for above	\$ 10
1505	MH	100,000 DAY CLOCK, a&i	\$219
1506	MH	INTROL, 64 chan remote control a&i	\$329
1507	WMC/QM1	12 SLOT MOTHERBOARD	\$ 39
1508		as above, with connectors	\$ 80
1509	WMC/MEM1	8K STATIC RAM BOARD	\$ 28
1510		parts only for above	\$ 80
1403	SSM/CB1	8080A CPU BOARD KIT	\$134
1408	SSM/SB1	MUSIC SYNTHESIZER KIT	\$ 145
1411	SSM/IO4	2 PARALLEL + 2 SERIAL PORTS KITS	\$139
1414	SSM/IO2	10 UNIVERSAL BOARD KIT	\$ 48
1417	SSM/VB1B	VIDEO INTERFACE KIT	\$129
1425	SSM/MB3	2/4K EPROM BOARD KIT	\$ 54
1420	SSM/MB4	2 MHZ STATIC RAM KIT	\$ 89
1427	SSM	ALTAIR IMSAI EXTENDER BOARD	\$ 10
1428		connector for above	\$ 4
1429	SSM/OB1	VECTOR JUMP & PROTOTYPING CARD KIT	\$ 47

CCS = California Computer Systems  
WMC = Wameco  
IA = Ithaca Audio  
SSM = Solid State Music  
SDS = SD Systems  
SPL = Speechlab  
HUH = HUH Electronics  
MH = Mountain Hardware  
a&i = assembled & tested

1432	SSM/MT1	15 SLOT MOTHERBOARD	\$ 39
1433	SSM/MB8A	16K (2708) EPROM BOARD KIT	\$ 88
1436	SSM/MB9	4K STATIC PROM/RAM BOARD KIT	\$ 64
1438	SSM/VB2	VIDEO BOARD KIT	\$139
1511	IA	2708/2716 EPROM BAREBOARD	\$ 28
1512	IA	280 CPU BAREBOARD	\$ 32
1511	IA	8K STATIC RAM BAREBOARD	\$ 28
1514	IA	5-100 WIREWRAP BOARD	\$ 28
1600	CCS	S-100 WIREWRAP BOARD	\$ 29
1516	SDS	VERSAFLOPPY KIT	\$159
1517-0SDS		EXPANDORAM KIT	\$185
1517-16		as above, with 16K RAM	\$249
1517-32		as above, with 32K RAM	\$330
1517-48		as above, with 48K RAM	\$425
1517-64		as above, with 64K RAM	\$500
1165	NEWTECH	MUSIC BOARD a&i	\$ 57
1518	SPL	32 WORD SPEECHLAB a&i	\$189
1520	SPL	64 WORD SPEECHLAB a&i	\$299
1222	uSOUNDER	SOUND EFFECTS BOARD a&i	\$149

## VERBATIM 5 1/4" DISKETTES \$27 box of 10

Cat No. Type Use  
1147 Soft sector TRS-80, Apple  
1148 Hard, 10 hole North Star  
1149 Hard, 16 hole Micropolis

## SEND FOR FREE SPRING CATALOG FEATURING:

FACTORY FRESH, PRIME IC'S, LEDs, READOUTS, RECEIVERS, ZENITHS, TRS-80 ADD-ONS, S-100 BOARDS, PC AIDS, TEST EQUIPMENT, BOOKS, SOFTWARE, AND MORE!

Pay by check, COD, Visa, or Mastercharge. Order by phone or mail. Please include phone no. USA add \$1.50 for shipping/handling, or \$2.50 for air. Foreign add \$2.00 for surface, \$5.00 for air. COD's add 8%. All items guaranteed satisfaction for 120 days!

19355 BUSINESS CTR DR 686 NORTHRIDGE, CA 91324

### 7400 TTL

SN7400	29	SN7400	29	SN7400	29
SN7401	16	SN7401	35	SN7401	89
SN7402	18	SN7402	48	SN7402	195
SN7403	18	SN7403	35	SN7403	89
SN7404	18	SN7404	5.00	SN7404	89
SN7405	29	SN7405	99	SN7405	99
SN7406	29	SN7406	99	SN7406	99
SN7407	29	SN7407	59	SN7407	195
SN7408	29	SN7408	59	SN7408	159
SN7409	29	SN7409	6.00	SN7409	6.00
SN7410	29	SN7410	1.25	SN7410	1.25
SN7411	29	SN7411	45	SN7411	99
SN7412	29	SN7412	79	SN7412	79
SN7413	29	SN7413	41	SN7413	79
SN7414	29	SN7414	65	SN7414	99
SN7415	29	SN7415	99	SN7415	99
SN7416	29	SN7416	99	SN7416	99
SN7417	29	SN7417	99	SN7417	99
SN7418	29	SN7418	99	SN7418	99
SN7419	29	SN7419	99	SN7419	99
SN7420	29	SN7420	99	SN7420	99
SN7421	29	SN7421	99	SN7421	99
SN7422	29	SN7422	99	SN7422	99
SN7423	29	SN7423	99	SN7423	99
SN7424	29	SN7424	99	SN7424	99
SN7425	29	SN7425	99	SN7425	99
SN7426	29	SN7426	99	SN7426	99
SN7427	29	SN7427	99	SN7427	99
SN7428	29	SN7428	99	SN7428	99
SN7429	29	SN7429	99	SN7429	99
SN7430	29	SN7430	99	SN7430	99
SN7431	29	SN7431	99	SN7431	99
SN7432	29	SN7432	99	SN7432	99
SN7433	29	SN7433	99	SN7433	99
SN7434	29	SN7434	99	SN7434	99
SN7435	29	SN7435	99	SN7435	99
SN7436	29	SN7436	99	SN7436	99
SN7437	29	SN7437	99	SN7437	99
SN7438	29	SN7438	99	SN7438	99
SN7439	29	SN7439	99	SN7439	99
SN7440	29	SN7440	99	SN7440	99
SN7441	29	SN7441	99	SN7441	99
SN7442	29	SN7442	99	SN7442	99
SN7443	29	SN7443	99	SN7443	99
SN7444	29	SN7444	99	SN7444	99
SN7445	29	SN7445	99	SN7445	99
SN7446	29	SN7446	99	SN7446	99
SN7447	29	SN7447	99	SN7447	99
SN7448	29	SN7448	99	SN7448	99
SN7449	29	SN7449	99	SN7449	99
SN7450	29	SN7450	99	SN7450	99

## EXCITING NEW KITS!

### Regulated Power Supply 5 to 15 VDC

**NEW!**

- Full 1.5 amp at 5-10V output - Up to .5 amp at 15V output
- Heavy duty transformer
- 3 terminal I.C. Volt. Reg.
- Heat sink provided for cooling efficiency
- PC Board construction
- 120 VAC input
- Size: 3 1/2" W x 6 1/2" L x 2 1/2" H

**NEW!**

- Dual sensors - switching control for indoor/outdoor or dual monitoring
- Continuous LED "Hi" display
- Range: -40°F to 199°F / -40°C to 100°C
- Accuracy: ±1% nominal
- Set 10° Fahrenheit or Celsius reading
- Sim. without case & AC wall adapter incl.
- Size: 3 1/4" H x 6 5/8" W x 1 3/8" D

**Digital Thermometer Kit**

### TELEPHONE/KEYBOARD CHIPS

AY-5-9100	Push Button Telephone Dialer	\$14.95
AY-5-9300	Replying Dialer	14.95
AY-5-9500	CMOS Clock Generator	4.95
AY-5-9600	Keyboard Encoder (88 keys)	14.95
HD0165	Keyboard Encoder (16 keys)	7.95
74C922	Keyboard Encoder (16 keys)	5.95

### ICM CHIPS

ICM7045	CMOS Precision Timer	24.95
ICM7205	CMOS LED Strobe/Timer	19.95
ICM7207	Oscillator Controller	7.95
ICM7206	Seven Decade Counter	19.95
ICM7209	Clock Generator	6.95

### MMOS READ ONLY MEMORIES

MCM6571	128 X 8 X 7 ASCII Symbal with Greek	13.50
MCM6572	128 X 8 X 7 Math Symbal & Pictures	13.50
MCM6575	128 X 8 X 7 Alphabetical Control Character Generator	13.50

### JE210 5 to 15 VDC \$19.95

### JE300 ..... \$39.95

### DISCRETE LEDS

XC566	5/31	128" dia.	XC209R	red	5/31
XC566G	green	4/31	XC209G	green	4/31
XC566Y	yellow	4/31	XC209Y	yellow	4/31
XC566C	clear	4/31			

### TIMEX T1001 LIQUID CRYSTAL DISPLAY

THREE FUNCTIONS

4 DIGIT - 5 CHARACTERS

11001-Transmissive \$7.95

11001A-Reflective \$6.25

### MISCELLANEOUS

LT0742C	Quad Low Noise Bi-Dir Op Amp	2.49
LT494C	Switching Regulator	4.49
TL494C	Single Saturated Regulator	1.75
11550	On/Off Pre-Trigger	KR3403 10.95
95190	Hi-Speed Divide 1/11 Prescaler	11.95
4N33	Photo-Darlington Opto-Isolator	3.95
MMS0240	2-Phase Free Generator	17.50
DS0208C	5MHz 2-Phase CMOS clock driver	2.25
TL300	27T red neon driver timing logic chip	10.50
MMS5320	TV Camera Sync Generator	14.95
MMS5330	4 1/2 Digit DPM Logic Block (Special)	3.95
LD110/111	3 1/2 Digit A/D Converter Set	25.00/ea

### LITRONIX L00-L01

Photo Transistor Opto-Isolator (Same as MCT 2 or 4N25)

**2/99¢**

### SN 76477

SOUND GENERATOR

Generates Complex Sounds

Low Power - Programmable

**3.95 each**

### C/MOS

CD4000	23	CD4000	53
CD4001	23	CD4001	33
CD4002	23	CD4002	33
CD4009	19	CD4009	139
CD4010	49	CD4010	23
CD4011	23	CD4011	23
CD4012	39	CD4012	99
CD4013	39	CD4013	99
CD4014	39	CD4014	99
CD4015	19	CD4015	99
CD4017	19	CD4017	99
CD4018	99	CD4018	99
CD4019	49	CD4019	99
CD4020	19	CD4020	99
CD4021	19	CD4021	99
CD4022	19	CD4022	99
CD4023	23	CD4023	99
CD4024	23	CD4024	99
CD4025	23	CD4025	99
CD4026	23	CD4026	99
CD4027	89	CD4027	99

### DISPLAY LEDS

TYPE	POLARITY	HT	PRICE	TYPE	POLARITY	HT	PRICE
MAN 1	Common Anode red	270	2.95	MAN 6730	Common Anode red - 1	560	99
MAN 2	5 x 7 Dot Matrix red	300	4.95	MAN 6740	Common Cathode red - D	560	99
MAN 3	Common Cathode red	125	2.5	MAN 6750	Common Cathode red - 1	560	99
MAN 4	Common Cathode red	187	1.95	MAN 6760	Common Cathode red	560	99
MAN 10	Common Anode green	300	1.25	MAN 6780	Common Cathode red	560	99
MAN 11	Common Cathode yellow	300	99	DL701	Common Cathode red - 1	300	99
MAN 12	Common Anode red	300	99	DL704	Common Cathode red	300	99
MAN 14	Common Cathode red	300	1.25	DL707	Common Anode red	300	99
MAN 82	Common Anode yellow	300	99	DL728	Common Cathode red	500	1.49
MAN 84	Common Cathode yellow	300	99	DL741	Common Anode red	600	1.25
MAN 3620	Common Cathode orange	300	99	DL746	Common Cathode red - 1	600	1.49
MAN 3630	Common Anode orange - 1	300	99	DL747	Common Anode red	600	1.49
MAN 3640	Common Cathode orange	300	99	DL749	Common Cathode red - 1	630	1.49
MAN 4610	Common Anode orange	300	99	DL750	Common Anode red	600	1.49
MAN 4620	Common Cathode orange	300	99	DL738	Common Cathode red	600	1.49
MAN 4630	Common Anode red	400	99	FN030	Common Cathode red	500	99
MAN 4640	Common Cathode red	400	99	FN035	Common Cathode red	500	99
MAN 4650	Common Cathode yellow	400	99	FN050	Common Cathode (FN050)	500	99
MAN 4840	Common Anode orange	300	99	FN057	Common Cathode (FN057)	500	99
MAN 6610	Common Anode orange - D	560	99	S082 7300	Common Cathode red	300	1.30
MAN 6620	Common Anode orange - 1	560	99	HDSF 3400	Common Anode red	800	2.10
MAN 6630	Common Cathode orange - D	560	99	HDSF 3403	Common Cathode red	800	2.10
MAN 6640	Common Cathode orange - 1	560	99	S082 7300	4 x 7 Sgl. Digit Red	600	19.95
MAN 6660	Common Anode orange - 1	560	99	S082 7302	4 x 7 Sgl. Digit LHD	600	19.95
MAN 6680	Common Cathode orange	560	99	S082 7304	Overrange Character (1)	600	15.00
MAN 6710	Common Anode red - D	560	99	S082 7340	4 x 7 Sgl. Digit Neutral	600	22.50

### EXAR

XR205	58.40	XR224CP	1.50
XR210	4.40	XR228A	4.25
XR215	4.40	XR255E	3.20
XR220	1.55	XR2567	2.90
XR2555	1.50	XR1800	1.25
XR2556	99	XR2130	3.20
XR2567	99	XR2200	4.40
XR2567C1	1.25	XR2200	3.85
XR2570	1.30	XR2200	5.20
XR2570C1	3.85	XR2211	1.75
XR1488	1.39	XR2212	4.35
XR1489	1.39	XR2240	3.45
		XR4739	1.15
		XR4741	1.47

### 74C00

74C00	39	74C00	39
74C01	39	74C01	39
74C02	39	74C02	39
74C03	39	74C03	39
74C04	39	74C04	39
74C05	39	74C05	39
74C06	39	74C06	39
74C07	39	74C07	39
74C08	39	74C08	39
74C09	39	74C09	39
74C10	39	74C10	39
74C11	39	74C11	39
74C12	39	74C12	39
74C13	39	74C13	39
74C14	39	74C14	39
74C15	39	74C15	39
74C16	39	74C16	39
74C17	39	74C17	39
74C18	39	74C18	39
74C19	39	74C19	39
74C20	39	74C20	39
74C21	39	74C21	39
74C22	39	74C22	39
74C23	39	74C23	39
74C24	39	74C24	39
74C25	39	74C25	39
74C26	39	74C26	39
74C27	39	74C27	39
74C28	39	74C28	39
74C29	39	74C29	39
74C30	39	74C30	39
74C31	39	74C31	39
74C32	39	74C32	39
74C33	39	74C33	39
74C34	39	74C34	39
74C35	39	74C35	39
74C36	39	74C36	39
74C37	39	74C37	39
74C38	39	74C38	39
74C39	39	74C39	39

### RCA LINEAR

CA3013	2.15	CA3028	2.00	MMS309	\$4.95	MC1408L7	\$4.95
CA2023	2.48	CA3038	1.60	MMS311	1.95	MC1408L8	5.75
CA3031	2.48	CA3038	1.60	MMS312	1.95	MC1409L	2.95
CA3039	1.25	CA3084	1.25	MMS314	1.95	MC14022P	2.95
CA3048	1.30	CA3107	1.30	MMS316	6.95	MC1601P	7.50
CA3059	3.25	CA3107	1.25	MMS318	9.95	MC4016(74415)	3.50
CA3060	3.25	CA3160	1.25	MMS369	2.95	MC4024P	2.95
CA3067	85	CA3160	1.25	MMS371	9.95	MC4040P	6.95
CA3081	2.25	CA3090	3.50	CA LED driver		MC4044P	5.50

### IC SOLEDTAIL - LOW PROFILE (TIN) SOCKETS

8 pin LP	817	16	22 pin LP	537	37	35
14 pin LP	20	19	24 pin LP	38	37	35
18 pin LP	22	21	28 pin LP	50	44	43
18 pin LP	24	27	36 pin LP	60	54	53
20 pin LP	34	32	40 pin LP	63	62	61
14 pin ST	8 27	25	24 pin ST	90	81	80
18 pin ST	30	27	28 pin ST	138	128	125
18 pin ST	32	30	40 pin ST	158	145	130
16 pin ST	49	45	42			

### SOLEDTAIL STANDARD (TIN)

### SOLEDTAIL STANDARD (GOLD)

### WIRE WRAP SOCKETS (GOLD) LEVEL #3

8 pin WW	4 39	38	37	22 pin WW	8 85	85	75
10 pin WW	55	52	51	24 pin WW	105	95	85
16 pin WW	39	38	37	28 pin WW	140	125	110
16 pin WW	43	42	41	36 pin WW	158	145	130
18 pin WW	75	68	62	40 pin WW	175	155	140

### TV GAME CHIP AND CRYSTAL

AY-3-8500-1 and 2.01 MHz Crystal (Chip & Crystal)

Includes score display, 8 games and select angles. etc.

**7.95/set**

### DIODES

TYPE	VOLTS	W	PRICE	TYPE	VOLTS	W	PRICE
1N4748	3.3	400m	41/00	1N4002	100 PIV 1 AMP	121/00	
1N4751	5.1	400m	41/00	1N4004	400 PIV 1 AMP	121/00	
1N4752	5.6	400m	41/00	1N4006	600 PIV 1 AMP</		






### Universal Interface Converts IBM Selectric Typewriters



This universal interface unit has been designed for IBM Selectric typewriter conversions. The unit will interface to any RS-232, IEEE-488 or parallel port. A microprocessor is included on the circuit board for data flow control, formatting and character set selection. Installation on the Selectric is easy and does not affect normal typewriter operation. For those who do not want to convert their own typewriter, the company provides factory installation service. Selectric typewriters with conversion systems installed in accordance with factory instructions are still eligible for IBM warranty and service provisions. For further information, contact ESCON Products Inc, 171 Mayhew Way, Suite 204, Pleasant Hill CA 94596.

Circle 581 on inquiry card.

### Printerm Model 879 Micro/Mini Printer



The Model 879 Micro/Mini printer is a high speed bidirectional printer which prints 120 characters per second at 75 lines per minute. It has a 9 by 7 or 9 by 9 high density matrix format, and provides up to four copies. The Model 879 has an ASCII 96 character set (upper case, lower case and triple wide expanded) and is operator switch selectable for an 80 or 132 column format. This RS-232 and parallel interface printer is available with roll paper feed, combination pin form and roll feed, or tractor feed. It contains 2 K bytes of memory for full page video dump. The price is \$1395 for the standard model. For further information, contact Printer Terminals Corp, POB 535, Ramona CA 92065.

Circle 582 on inquiry card.

### Low Cost Modification to DECwriter Printer Adds Graphics

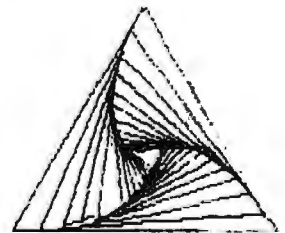
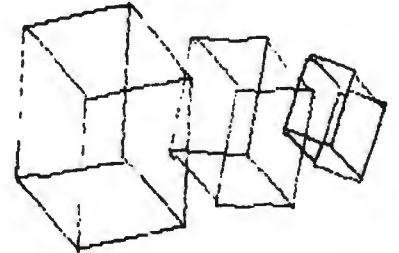
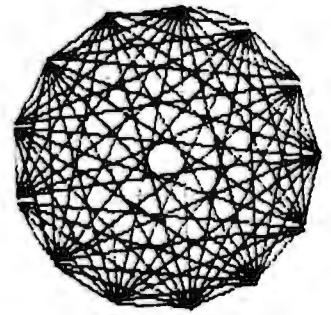
The Graphics II system is a low cost graphics modification for the Digital Equipment DECwriter II printer. It is available to upgrade existing printers, or can be factory installed with a new printer. The Graphics II system consists of a replacement circuit board for the DECwriter II and is plug compatible with internal cables for simple installation. The new circuit board uses the Fairchild F8 microprocessor.

The DECwriter is a dot-matrix printer, and the Graphics II allows printing of a dot anywhere on the page. Bidirectional line feed is introduced, and the Vector Graphics capability allows the printing of a line between any two points on the page by using ASCII characters to specify the end point coordinates. This means that graphics can be generated by using the printer keyboard.

ASCII and APL character sets are standard, and other character sets can be used. Characters can be printed in any of four rotational orientations, and printed normal size, heavy bold face, or expanded width. The printing of bar code is also available.

The average printer speed has been increased to 50 characters per second, and data may be transmitted in bursts of up to 1000 characters at 1200 bps. Other features included as standard are EIA RS-232, 20 mA current loop and TTL interfaces, auto linefeed, top of form, and horizontal and vertical tabs.

The Graphics II system is priced at




\$850 as a field installed circuit card. For further information, contact Selanar Corp, 3054 Lawrence Expressway, Santa Clara CA 95051.

Circle 584 on inquiry card.

### High Density Video Programmable Memory Module

The MTX-2064 and MMD-2480 are new members of the Matrox programmable memory family (VRAM) of TV video controllers. The family provides an interface between any microprocessor and a TV monitor. On the input side the VRAMs look like a 1280 or 4098 by 8 bit static programmable memory with an access time of 500 ns. The output of the MTX-2064 is a video signal providing a flicker free display of 20 lines by 64 upper and lower case characters. The MMD-2480 provides 24 lines of 80 characters and limited graphics capability. No external refresh or memory is required. Any character may be displayed normally, inversely or blinking.

The bus structure permits direct interfacing to most micro and mini-computers. Being part of memory, the full power of the processor instruction set is available for display manipulations. A universal phase lock loop module permits the MMD-2480 to be locked to an external sync source such as a TV camera. Another option




available for both models is a choice of American and European television standard field rates.

The units are completely self-contained and ready to use, including sync generator, programmable memory, read only memory and bus interface. They are housed in pin compatible 4.5 by 6 by 0.5 inch (11.43 by 15.24 by 1.27 cm) modules and draw under 800 mA from a single +5 V power supply. The MTX-2064 is priced at \$295 and the MMD-2480 is \$395. For further information, contact Matrox Electronic Systems Ltd, 2795 Bates Rd, Montreal, Quebec CANADA H3S 1B5.

Circle 583 on inquiry card.

# CALIFORNIA DIGITAL

Post Office Box 3097 B • Torrance, California 90503



## Sankyo Magnetic Card Reader

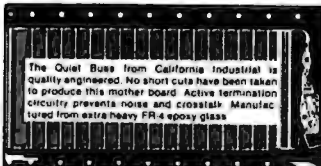
**\$59**

These Sankyo I/O units are capable of storing and retrieving over 400 characters of data in under two seconds. The flexibility of this device lends itself to numerous applications. As an input reader to a computerized security system, the computer has the ability of identifying the card holder and admitting only those individuals who are authorized to enter the premises during specified time frames. The device is also suitable for maintaining customer information files, or any other application where small amounts of information must be quickly entered into a data processing system. Accepts 2" by 4" HP style mag-cards. (Similar to bank cards.) Motorized feeder pulls the magnetic card across the four channel read/write head. NEW surplus, original cost \$200. Full documentation

## S-100 Mother Board

Quiet Bus

\$2995  
8803-18  
18 slot  
IMSAI



The Quiet Bus from California Industrial is quality engineered. No short cuts have been taken to produce this mother board. Active termination circuitry prevents noise and crosstalk. Manufactured from extra heavy FR-4 epoxy glass.

## TELETYPE MODEL 43

Even if we have to give them away, we're going to ship more 43's in 1979 than the aggregate of all our competitors.



Model 43AAA TTL)  
EACH 3 10 25  
\$925. 875. 850. 825.  
RS-232 Interface "K" Add \$75.00 plus shipping

## HEXADECIMAL KEYBOARD

Multi-Switch hexadecimal keyboards are designed for microcomputer systems that require 4-bit output in standard hex code.

Each assembly consists of 16 hermetically sealed reed switches and TTL "one shot" debounce circuitry.

Reliable low friction acetal resin plungers are credited for the smooth operation and long life of this premium keyboard.

Requires single +5 volt supply.

\$34.95



**\$29.95** BOX of 10  
**DISKETTES**  
Verbatim. APPLE/TRS-80 Mini-Soft sector

## CONNECTORS



your choice  
DB25P male plug & hood  
or  
DB255 female  
**\$3.95**

Qty to male hd.	10	25	50	100	200	500	1K
3.45	2.45	1.15	3.15	2.25	1.05	2.85	1.90 .95
2.25	1.60	.85	1.97	1.37	.73		

## Edge Connectors



Imasi solder 125x.250 \$3.95 3/9 9.00  
Imasi w/.125 centers \$4.95 3/913.00  
Altair solder tail .140 row \$5.95 3/915.00  
SPECIALS  
22/44 Kim systel.156" \$1.95 3/95.00  
25/88 solder tab.156" \$1.99 3/92.00  
36/72 wide post w/.156 \$1.95 3/95.00



\$24.88

## LINIVAC KEYBOARD

The famous Sperry Univac 1110 hexadecimal keyboard assembly is now available from California Industrial for only \$24.88. The most sophisticated device for accountants and mathematicians. The numeric keys are placed on the lower third row to resemble a full key adding machine. The numeric keys are hand held numeric data entry. Original cost was \$38. Used but guaranteed in excellent condition. Complete with documentation.



Plugs directly into you Apple II. Allows you to enter numerics, punctuation and upper case alpha characters, all from the data entry pad. Sold assembled in walnut finished enclosure.

## SPECIAL APPLE II 16K MEMORY

COLOR • GRAPHICS • SOUND  
**\$1024** PLUS SHIPPING  
Mfg. Sug. Retail... \$1195

TEN \$41 for 50+385

## Scotch CASSETTES

Certified Digital  
Won't drop a BIT!



DISKETTES \$5.50  
CALIFORNIA INDUSTRIAL is an Authorized Dealer of Scotch Brand Data Products

## Shugart Associates

### SA800-R Floppy Disk Drive

The most cost effective way to store data processing information, when random recall is a prime factor. The SA800 is fully compatible with the IBM 3740 format. Write protect circuitry, low maintenance & Shugart quality.

**\$449.50**

## CALIFORNIA DIGITAL

### 16 BIT 8086 S-100 CPU Board

Directly addresses one megabyte, 8 bit unidirectional & 16 bit bidirectional. 4K of static memory is supplied on board. \$650.00

## DigiCast A/V-100 R.F. MODULATOR

Broadcast both audio and video on your existing color television. Recommended for the Apple II.

## MEMORY

TRS-80 \$65  
APPLE II 65  
16k memory (8) 4116's

You may be aware, publishers require advertisers to submit their ad copy 60 to 90 days prior to "press" date. That much lead time in a volatile market place, such as memory circuits, makes it extremely difficult to project future cost and availability.

To obtain the best pricing on memory we have made volume commitments to our suppliers, which in turn affords us the opportunity to sell these circuits at the most competitive prices. Please contact us if you have a demand for volume state of the art memory products.

STATIC	1-31	32-99	100-5C	-999	1K+
21L02 450nS.	1.49	1.19	1.05	.95	.89
21L02 250nS.	1.69	1.49	1.45	*	*
2114 1Kx4 450	6.95	6.50	6.25	6.00	5.75
2114 1Kx4 300	8.95	8.50	8.00	*	*
4044 4Kx4 450	5.95	5.50	5.00	*	*
4044 4Kx4 250	9.95	9.50	9.00	*	*
4045 1Kx4 450	8.95	8.50	8.00	*	*
4045 1Kx4 250	9.95	9.50	9.00	*	*
5257 low pow.	7.95	7.50	7.05	6.75	6.45

### SPECIAL CIRCUITS

280A 4MHz.	24.95	AY5-1013A UART	4.95
8080A CPU	9.95	Floppy Disc Controllers	9.95
8085	22.50	WD 1771 single D.	39.95
8086 Intel 16 bits	*	WD 1781 Double D	85.00
IMS 9900 16 bits	49.95	WD 1791 D/D 3740	*

EPROMS	1-15	16-63	64+
1702A 2K	4.95	4.50	4.00
2708 8K	8.95	8.50	8.00
2716 5v 16K	49.95	45.00	42.50
2532 32K	*	*	*



\$1395.00

## PORTABLE DATA ENTRY SYSTEM

These used data terminals were originally designed for chain store inventory control and order entry systems. The operator enters the inventory control number, merchandise on hand and the unit price. After all pertinent data has been entered into the recorder, the main warehouse is telephoned, the handset is placed in the acoustic coupler and all the recorded information is transmitted back to the master computer. With a little imagination and one of these portable entry systems, you should be able to exchange programs and computer information with associates across the country. All units were removed from service in working condition. Original cost \$2,500. Each system comes complete with:

- Portable Cassette Drive Unit
- Removable Entry Keyboard with LED Display
- Five Gould "D" NiCads
- Acoustical Coupler
- Battery Charger
- DB25 Cable
- Shoulder strap
- Full Documentation

## Digital Cassette Drive COMPUTER CONTROLLED



This precision I/O assembly features remote software controlled search capabilities. Two independent capstan drive motors allow the computer to control direction and speed of the transport.

The assembly consists of a Raymond cassette transport, chassis, motherboard and three edge cards: read/write, capstan drive & control card. Current replacement valued at over \$700.00. Schematics and complete documentation included. USED, but in excellent condition.

## Wire Wrap Center

### IC SOCKETS

pin	wire wrap		low profile	
	ea. 25	50	ea. 25	50
8			17	15
14	37	36	18	17
16	38	37	19	18
24	99	93	36	35
30	100	156	139	63
50L	\$98			

DISCOUNT  
\$29.95  
BW630  
OR HOBBY WRAP-30  
\$5.45

(213) 679-9001

All merchandise sold by California Digital is premium grade. Sorry, no C.O.D.'s. Orders are shipped the same day received. California residents add 6%. Out-of-state orders add 10%. Orders over \$25, when accompanied by payment, are shipped at our expense. Otherwise, please add \$2.



Circle 39 on inquiry card.



### Polytonic Keyboard System Generates Orchestral Textures



The 1550 Stringz-n-Thingz kit is a polytonic keyboard system from PAIA Electronics, 1020 W Wilshire Blvd, Oklahoma City OK 73116. This multi-purpose instrument is capable of generating orchestral textures consisting of violin, cello, and piano voicings. A separate output also provides piano only, to allow separate processing, amplification, or mixing of the two types of voices. A full complement of operator controls allows switch selectable keyboard split, separate mixers for upper and lower keyboard, variable vibrato and chorusing rate and depth controls to allow reed organ and pipe organ voicings, and variable sustain controls for piano and strings.

A standard gate trigger jack allows the 1550 to be interfaced to any of the commercial synthesizers which feature systems interfacing jacks. This allows capabilities for brass synthesis,

filtered strings, and other polytonic synthesizer effects.

Optional features include foot pedals for volume or sustain time control, foot switches for sustain control, and the 1551 stereo option to convert the mono string output to a true stereo output with two switch selectable modes of stereo operation. Other options include a processor interface to allow memorization of string or piano parts for later reproduction at any tempo and key desired. Also, the processor interface will allow the 1550 keyboard to simultaneously control a modular polyphonic synthesizer system.

The complete Stringz-n-Thingz kit including 84 page, step-by-step assembly and operation manual is available for \$295.

Circle 604 on inquiry card.

### Energy Monitor Saves Money

The Energy Monitor is an electronic device with a built-in microcomputer that budgets energy use on a daily basis and converts kW usage to visual dollars and cents. The amount of energy used is continually and automatically displayed in dollar amounts on a lighted digital display. Set a budget, and if usage exceeds the desired budgeted amount, a warning flashes. At the end of the billing period the Energy Monitor automatically resets to zero and starts a new month's computation. In addition to the savings on utility bills, consumers are entitled, under the Energy Tax Bill, to receive an investment tax credit for the purchase of this energy-saving tool.

Installation is simple and inexpensive. A lighted panel displays eight functions: current dollar cost for energy used, projected amount of next bill, amount of last bill, billing date, chosen energy




budget, cost per kW hour, date and time of day.

The unit retails for \$295. For further information, contact Dupont Energy Management Corp, 3301 Conflans, Suite 102, Irving TX 75061.

Circle 605 on inquiry card.

### Right Angle PC Mount Original D Connectors



An expanded range of right angle, printed circuit mount original D type subminiature connectors has been introduced by Souriau Inc, 7740 Lemona Av, Van Nuys CA 91405. The 831 series has been updated to include a fixed contact strap and a nonmetallic, fully insulated plastic mounting bracket and a new Underwriters Laboratory 94-VO rated thermoplastic insulator with a temperature range of  $-55^{\circ}\text{C}$  to  $+105^{\circ}\text{C}$  ( $-67^{\circ}\text{F}$  to  $221^{\circ}\text{F}$ ). The 831 series modifications are available in all layouts from 9, 15, 25, 37 to 50 pin and may be used with units from competitive manufacturers.

A comprehensive 12 page catalog detailing subminiature D, original D, D\*M, and Norman/D connectors and accessories is available free upon request.

Circle 606 on inquiry card.

### Computer Desk for Cromemco Computers



Cromemco is offering a new computer desk for the System Three and other Cromemco computers. The desk is styled and constructed to fit into any office surroundings or professional environment. The computer is mounted into a special shelf under the desk. This leaves the top free for a terminal, printer, or other unit, or as a work surface, while still providing the operator easy access to the computer for disk loading and unloading. The desk-top is an attractive beige color designed to harmonize with the medium light wood veneer ends. The top surface is a tough, laminated plastic.

The Computer Desk (Model Z3-MDSK) is available for \$695. For additional information, contact Cromemco Inc, 280 Bernardo Av, Mountain View CA 94043.

Circle 607 on inquiry card.

### Standard Reference Alignment Cassette

Magnetic Information Systems has announced the introduction of an alignment reference metal cassette for use in the calibrating of digital and word processing equipment. This cassette is pre-recorded at 1600 flux changes per inch (FCI) on an optical alignment recorder which employs precision magnetic heads. The magnetic tape is especially made for the digital reference tape application. These cassettes are priced at \$12.50 and are available in several special configurations. For further information, contact Magnetic Information Systems Inc, 415 Howe Av, Shelton CT 06484.

Circle 608 on inquiry card.

# ITHACA AUDIO

## THE OEM MARKETPLACE

### Assembled and Tested Added at Ithaca Audio

#### Field-proven reliable engineering

Over 15,000 boards worldwide prove Ithaca Audio provides the quality and reliability you demand.

Ithaca Audio Boards are fully S-100 compatible, featuring gold edge connectors and plated-through holes. All boards (except the Protoboard) have fully buffered data and address lines, DIP switch addressing, solder mask and parts legend.

- **Z-80 CPU Board** still the most powerful 8 bit central processor available. Featuring power-on-jump, provision for on-board 2708. Accepts most 8080 software.

A&T 4 mHz	\$205.00
A&T 2 mHz	\$175.00
Blank PC	\$ 35.00

- **Disk Controller Board** controls up to 4 single or double sided drives. Supported by a host of reliable software packages: K2 FDOS, Pascal, Basic and complete diagnostics.

A&T	\$175.00
Blank PC	\$ 35.00

- **K2 FDOS** Disk software in the DEC tradition. Includes character oriented text editor (TED), File Package (PIP), Debugger (HDT), Assembler (ASMBLE), HEXBIN, 1 COPY, System Generator (SYSGEN) and more. Command syntax follows Digital's OS-8/RT-11 format. First in a family of high level software. Basic and Pascal available now. Soon-to-be-released Fortran.

K2 Disk	\$ 75.00
---------	----------

- **Video Display Board** features the full 128 upper/lower case ASCII character set. Easy-to-read 16 line x 64 character format can be displayed on an inexpensive video monitor or modified TV set. Includes TTY software. Add our powerful K2 FDOS to create a versatile operator's console.

A&T	\$145.00
Blank PC	\$ 25.00

- **8K Static RAM Board** High speed static memory at a reasonable cost per bit. Includes memory protect/unprotect and selectable wait states.

A&T 250 ns	\$195.00
A&T 450 ns	\$165.00
Blank PC	\$ 25.00

- **2708/2716 EPROM Board** Indispensable for storing dedicated programs and often used software. Accepted up to 16K of 2708's or 32K of 2716's.

A&T (less EPROMs)	\$ 95.00
Blank PC	\$ 25.00
2708 EPROMs	\$ 11.00

The leading manufacturer of blank S-100 boards is adding a new wrinkle—now all their boards are available assembled and tested. "This is a natural progression for the company" according to Mr. James Watson, President. "Actually we've been supplying assembled and tested for some time to our volume customers and OEM's, particularly those overseas. Our production staff is now fully up to speed, so just about everything is available from stock." The company scheduled 6 months to phase in assembled and tested to allow time to build base inventories, before offering the boards to the public. "We feel this is quite important. A lot of companies have earned themselves a bad name in this business by announcing products they can't really deliver. We simply won't do that." Mr. Watson further explained that Ithaca Audio intends to remain leader in blank boards and expects to release a minimum of 6 new designs by August, which will be offered both blank and assembled and tested.

### Memory Prices Tumble

#### Ithaca Audio first to break 1¢/Byte Barrier

By cutting prices for 32K of RAM to \$319 Ithaca Audio becomes the first computer vendor ever to offer high speed memory for less than a penny a byte. Commenting on the announcement, Steve Edelman, Director of Engineering said "Just a few years ago people were wishing for a penny a bit, and even now memory for most large computers costs about 2¢/byte and that's only in 1 Megabyte chunks." In fact it's the relative modest capacity of the 32K board that makes it so interesting. Users need not buy the full 64K to take advantage of the low price per bit. Furthermore, the board is available both as a kit and assembled and tested.

Delivery is stock to two weeks. Pricing is:

• 32K kit	\$319
• 32K A&T	\$359
• 64K kit	\$645
• 64K A&T	\$695

### 8" Disk Drives

Shugart compatible Memorex 550's are in stock.

Single and double density compatible, 330K bytes capacity with our controller or use your own.

Either way \$456

- **Protoboard** Universal wire-wrap board for developing custom circuitry. Room for three regulators. Accepts any size DIP socket.

Blank PC	\$ 25.00
----------	----------

### Pascal/Z Ready

The first Pascal Compiler for the Z80, and the fastest Z80 Pascal ever is now ready. Over one year in development, Ithaca Audio was obviously pleased with the results. "We really have outperformed them" states Jeff Moskowitz, Director of Software Engineering, beaming over the recently released benchmarks, in which Pascal/Z averaged better than five times the speed of a recent P-code implementation.

"Pseudo-code means a vendor only has to supply one compiler to lots of people using lots of different machines, and that makes his life very easy, but it also means users' programs execute significantly slower. Therefore, we chose to write a native compiler that delivers fast re-entrant ROMable code, with no need for an intermediate language and interpreter. That's where our speed comes from." As a matter of fact, Pascal/Z is often twenty times as fast as UCSD's implementation and may well be faster than dedicated Pascal machines such as the recently announced Western Digital Pascal Micro-engine.™ Unlike the Microengine, Pascal/Z does not require any new special CPU hardware and has the added benefit of compatibility with existing Z80 software.

Operational requirements of Pascal/Z are the Ithaca Audio K2 Operating system and 48K of memory during compiles. The output is standard Z80 Macrocode which is linked and run through the Ithaca Audio Macro-assembler. Binary files may be as small as 2.5K, or even less if the full library is not used. The compiler, including the Macroassembler, is available on an 8" K2 floppy disk. Price including full documentation is \$175.00. The Macroassembler is available separately for \$50.00. Delivery is from stock.

#### More Software:

For those that don't require the speed of a compiler like Pascal/Z, Ithaca Audio also offers the convenience of BASIC. BASIC/Z, an extended version of TDL's Super Basic, runs in slightly over 12K and is supplied on an 8" K2 disk for \$75.00.

#### SAVE Even More -

When you buy your software as a package

K2 and Pascal/Z	\$225
	SAVE \$25
K2, Pascal/Z and Basic/Z	\$275
	SAVE \$50

### HOW TO ORDER

Send check or money order, include \$2.00 shipping per order. N.Y.S. Residents include tax.

For technical assistance call or write to:

## ITHACA AUDIO

P.O. Box 91  
Ithaca, New York 14850  
Phone: 607/257-0190

### Personal Computer Software Packages



GRT Corporation's G/2 personal computer software group has introduced 15 program packages containing 26 different programs for education, family entertainment, personal development and household data management. The G/2 line is compatible with the Radio Shack TRS-80, Apple II, Exidy Sorcerer, Processor Technology SOL and Southwest Technical Products 6800 computers.

The first available G/2 System Software includes two BASIC programming language packages by Microsoft. The G/2 Standard BASIC for the Southwest Tech 6800 computer is faster than Southwest Tech's BASIC, and offers 6800 owners a significantly broader selection of application programs. The G/2 Extended BASIC for the Processor Technology SOL is totally compatible with SOL's operating system, and provides features not available in Processor Technology BASICs.

Every G/2 product is produced on a tape cassette and packaged in a sturdy hard cover book style box along with an instruction manual. The application programs include source listings. The price for the G/2 personal computer program packages is \$14.95; \$34.95 for the Southwest Technical Products Standard BASIC; \$49.95 for the SOL Extended BASIC. For further information, contact GRT Corp, 1286 Lawrence Station Rd, Sunnyvale CA 94086.

Circle 576 on inquiry card.

### Time Series Analysis and Statistical Software Package for North Star

Potters Programs, 22444 Lakeland, St Clair Shores MI 48081 has announced a comprehensive time series analysis and statistical software package written in BASIC for the North Star floppy disk system. This package allows the user to load data into disk data files, edit the data, analyze it with a series of programs, and output the data in various convenient formats.

The analysis programs include a fast Fourier transform, auto correlation, cross correlation, distribution function, probability function, negative peak, positive peak, average, root mean squared, and various statistical and correlation calculations. The data can be recorded on disk from manual input or from analog to digital converters. It can be scanned and edited to remove obvious noise, and any part of the file can be analyzed by any of the methods. This package is available on North Star disk for \$120.

Circle 576 on inquiry card.

### Learn PET BASIC

*PET BASIC Complete* consists of twenty lessons of PET BASIC, including all the major BASIC keywords, cursor control, screen editing, and use of the graphic characters. This two cassette tutorial is especially designed for beginning Commodore PET users. The 170 page manual which accompanies the cassettes is indexed for quick reference, three hole punched for easy review, and reproduces all data appearing on the screen (except PET's graphics). Quizzes and exercises add to the fun of learning how to use and program the Commodore PET. The package is priced at \$39.95. For further information, contact ARESCO, POB 43, Audubon PA 19407.

Circle 577 on inquiry card.

### Accounting Programs for Small Computers

The *Standard Software Library* is a series of books containing listings or programs written in BASIC with complete documentation. Each volume in the series is devoted to a single application.

The first three volumes deal with accounting programs for small computers. Volume 1 (General Ledger) enables a small business to set up a fully automated general ledger system with a complete chart of accounts. Included are programs for editing, sorting, merging and posting of transactions. A trial balance report is available in either summary or detail at the user's option. Income statement and balance sheet reports may be obtained at the close of each accounting period with

### Software for the PET and TRS-80

Speakeasy Software has announced the availability of consumer oriented software for the PET and TRS-80, in addition to the Apple versions. The titles fall into two categories: the Continuing Education Series, which includes financial analysis and transactional analysis; and the Home Entertainment Series with Warlords, Bulls and Bears, Sports-trivia, Microtrivia, and Kidstuff. For further information, contact Speakeasy Software Ltd, POB 1220, Kemptville, Ontario CANADA K0G 1J0.

Circle 578 on inquiry card.

### Software and Hardware for Jolt and TIM Owners

Three new products have been announced by The 6502 Program Exchange, 2920 Moana, Reno NV 89509. The JAB (Jolt Adapter Board Kit) is a hardware device designed to interface the Jolt computer to the KIMSI S-100 interface. The \$19 JAB Kit includes a manual and all parts except the Jolt connectors.

A program called ERAC (Editor and Resident Assembler Controller) was developed for users of the read only memory version of the Jolt Resident Assembler. ERAC allows source text and object code to be placed in programmable memory. Residing in 2 K bytes, ERAC is an extension of the RAP. A paper tape is available for \$5 and the manual is \$4.50.

LEDIP (Line Editor Program) is a compact line oriented text editor that readily lends itself to modification or expansion. LEDIP will output source text suitable for usage with the programmable read only memory version of the Jolt Resident Assembler. The paper tape is \$2.75, the manual is priced at \$3.25 and the cross assembly is \$5.

Circle 579 on inquiry card.

both current and year-to-date totals and percentages. Volume 2 (Accounts Receivable) provides a fully automated system for dealing with customer accounts. Volume 3 (Payroll) enables a business to automate all of the normal payroll functions.

All of the programs are written in a level of BASIC which is common to almost all current microprocessors and minicomputers. The modular nature of the programs and the accompanying documentation make it easy to revise the program to meet special user requirements. The price of the Standard Software Library is \$49.95. For further information, contact Creative Computer Consultants Inc, POB 2111, Norwalk CT 06852.

Circle 580 on inquiry card.



# 10-DAY FREE TRIAL

Send for our  
**FREE Catalog**



## NCE COMPUMART'S PET WAREHOUSE

We have more PETs than anyone, call for quick delivery.

**AS LOW  
AS \$595**

### PET ACCESSORIES

Commodore Dual Floppy Disk Drive	\$1295.00
New! PET Terminal Package	\$69.00
Second Cassette — from Commodore	\$95.00
Commodore PET Service Kit	\$30.00
Beeper - Tells when tape is loaded	\$24.95
Patunia - Play music from PET	\$29.95
Video Buffer - Attach another CRT	\$29.95
Combo - Patunia and Video Buffer	\$49.95
New Serial Printer Interface for PET	\$79.95
Integral Data Printer w/row interface	\$878.95
PET - Compatible Selectric in Desk	\$895.00
TTY KSR-33 Screen Printer for PET	<b>SALE!</b> \$395.00
Originate/Answerback Modem for PET	\$320.00
Bi-directional RS-232C Interface	\$280.00
Beta1 4-slot S-100 Motherboard	\$160.00
S-100 PET interface was \$289.00	<b>SALE!</b> \$99.00

4K - Keyboard C	\$ 595
8K - Keyboard C	\$ 795
16K - Keyboard B	\$ 995
16K - Keyboard N	\$ 995
32K - Keyboard C	\$1195
32K - Keyboard B	\$1195
32K - Keyboard N	\$1195

C — calculator keyboard (only version with tape deck)  
B — large business keyboard without graphics symbols  
N — large keyboard with graphics symbols



## UP TO \$100 ON READER/PUNCH

Our reconditioned paper tape Reader/Punches are reliable performers and now for a limited time they're all on sale! The serial Reader/Punch which was \$950 is sale priced at \$850. The Reader/Punch alone is marked down from \$175 to \$157. prices with interface follow:

Interface Model	Interface Added	Interface and Power	Interface, Power and Enclosure
Serial	\$472	\$616	\$850
Parallel	\$355	\$598	\$675

## EXIDY SORCERER for \$895

- 48 Processor
  - Full-size ASCII keyboard
  - User definable characters
  - Up to 256 on-board RAM
  - Interchangeable ROM PACs
  - 28 x 64 display
  - Resident 48 memory ROM
  - Dual Cassette I/O
  - Serial and Parallel I/O
  - Complete Operators Manual
  - Only \$895
- Top value in our catalog, simply add a monitor and tape decks to complete the system. Can be used as a terminal. Later ROM PACs will offer Z 80 Assembly Language, APL, PLOT, Word Processing and a DOS. PACs in disk-based FORTRAN and COBOL. What a system for \$895!
- |               |        |
|---------------|--------|
| Sorcerer 8K   | \$895  |
| Sorcerer 16K  | \$1190 |
| Sorcerer 32K  | \$1325 |
| 16K Expansion | \$299  |

## apple II \$200 FREE ACCESSORIES

Buy a 48K Apple II, mention this ad and take \$200 in accessories free (if ordered together). This offer is good for \$150 on 32K and \$100 on 16K Apple II's. Now you can enjoy more of the best for less.

16K Apple II — \$1195 (take \$100 in free accessories)  
32K Apple II — \$1345 (take \$150 in free accessories)  
48K Apple II — \$1495 (take \$200 in free accessories)

### Apple II Accessories

Centronics Printer Interface	\$225
Disk and Controller	\$595
Second Disk Drive	\$495
Parallel Printer Card	\$180
Communications Card	\$225
Hi-Speed Serial Card	\$195
Firmware Card	\$200
Hobby/Proto Card	\$24
Microverter RF Mod.	\$35
Sanyo M2544 Recorder	\$55

## SPECIAL OF THE MONTH NEW PET TERMINAL OPTION

- Get a PET & a terminal in one
- Data rates to 2400 baud
- Full Duplex operation
- Auto line wrap-around
- With or without auto line-feed

Buy any model PET & get a free NCE PET terminal option, normally \$69. Now your PET can handle two different jobs. You can use the PET for a powerful BASIC computer or you can load our machine-code program to use the PET as a dumb terminal (not both at once). Please specify this option with order.

For those of you who already have a PET, you may order an NCE PET Terminal option separately for \$69.

## 50% OFF CENTRONICS PRINTERS

Refurbished, excellent working condition, 90 day warranty, 10 day return privilege of course. While they last!

Model	Specifications	Centronics List	NCE Price
CENTRONICS 700	80 cps 132 64 x 7 chars tractor feed	\$1520	\$ 825
CENTRONICS 701	Same as 700 bidirectional	1815	1,045
CENTRONICS 703	Bidirectional 186 cps, 132 col 64 x 7 chars tractor feed	2 805	1,695
CENTRONICS 778	80/100 cps 80/132 col 64 x 7 chars	1 250	625
CENTRONICS 780	80 cps 80 col 64 x 7 chars	1 905	1,095
CENTRONICS 781	Bidirectional 80 cps 80 col 64 x 7 chars tractor feed	1 880	1,125
CENTRONICS 781-1 (KSR)	Keyboard send/receive bidirectional 80 cps, 132 columns, 64 x 7 chars tractor feed, 110-300 1000 baud	1 850	1,025
CENTRONICS 781-5 (RD)	Same as 781-1 reserve only	1 750	945
CENTRONICS 101	185 cps, 132 col 64 x 7 chars tractor feed	\$1 500	1,125

Operator's Manual Included For Technical Manual, add \$15.00

## Hazeltine 1400 IN STOCK NOW Only \$699.00

Now a 5th Generation in Terminals: Immediate Delivery

Hazeltine 1410 with numeric keypad	\$835
Hazeltine 1500 full of features	<b>SALE!</b> \$999
Hazeltine 1510 with buffer logic	\$1149
Hazeltine 1520 with printer interface	\$1499

call or write for more information

**SALE!**

**LOW-COST PRINTER FOR PET**

This is a completely refurbished Teletype KSR-33 terminal ready to attach to your PET's interface to use as a printer.

**INTRODUCTORY PRICE \$395**

**SALE!**

**TI PROGRAMMER**

Hexadecimal octal decimal calculator converter

Reg. \$59.95 **NOW \$49.95**

**SALE!**

**Datel/Selectric Table-top Terminals**

**\$395 \$295**

- 132 column terminals
- Computer & terminal interface
- Removable reprogrammable memory
- Manual and numeric data
- Interface 40242C (800) 4000

**SALE!**

**CAT COUPLER**

New 300 baud Originate/Answerback Acoustic Coupler. Looks good, works great and sale priced at **\$189.**

**NOW IN STOCK**

**SYM BASIC \$159**

**SALE!**

**KIM-1**

The original fully expandable 8080 board computer!

Assembled **\$169.95**

with power supply **\$214.95**

**EXPAND YOUR KIM SYSTEM:**

KIMSI

KIM to S-100 Board

Assembled \$169

Connector Set 15

KIM 4

Expansion board 89.95

MICRO TECH POWER SUPPLY Assembled \$34.95

**KIM ENCLOSURE**

Give your KIM a professional appearance! No alterations required! Shirty Hyde's 100 Black **\$23.50**

## NCE/CompuMart, Inc.

1250 North Main Street, Department BY69  
P.O. Box 8610 Ann Arbor, Michigan 48107

**10 DAY RETURN PRIVILEGE**

**(313) 994-3200**

**SUPER SALE**

List \$279.95

**\$189.95**

**S-100 MPA**

S-100 MPA gives your PET complete control of the S-100 bus (even DMA). Get an assembled unit at kit price.

**SALE**

**\$225**


**SANYO MONITOR**

VM4209 9" quality monitor **\$169**

- Michigan residents add 4% sales tax • Add 4% shipping and handling for all domestic orders
- Foreign orders (except Canada) add 10% additional handling (U.S. currency only) • P.O.'s accepted from D & B rated companies — shipment contingent upon receipt of signed purchase order
- Phones open from 9:00 a.m. to 7:00 p.m. EST Monday-Friday, 10:00 a.m. to 5:00 p.m. Saturdays
- Open accounts invited — call for credit application • Most items in stock for immediate shipment — call for delivery quotation • Sorry, no C.O.D.'s
- All prices subject to change without notice • In the Ann Arbor area? Retail store open 11:00 a.m. to 7:00 p.m. Tuesday-Friday, 10:00 a.m. to 5:00 p.m. Saturdays (Closed Sunday and Monday)

**SEND FOR FREE TERMINAL FLYER**


### Parallel/Serial I/O Card with Modem



The 8P2SM Parallel/Serial I/O (input/output) card with modem is the latest product from MicroDaSys, POB 36051, Los Angeles CA 90036. It combines eight parallel ports (including full handshaking) with two serial input and output ports. It also enables the user to configure one set of serial ports for full RS-232 operation, and the other as a full duplex answer or originate modem. A complete documentation package is included with the board. The price is \$149 in kit form and \$199 completely assembled and tested.

Circle 598 on inquiry card.

### Self-Pace Logic Trainer



The Model 100 Broder Logic Trainer trains students without previous electronic background for digital electronic related assignments. It improves and grades the ability of the user. The Model 100 includes all gates, flip flops, positive and negative edge triggered devices, master-slave clocking, preset and clear functions. Switch circuit and Venn diagram problems as well as BCD and binary counting modes are included.

Physical logic state manipulation and the visual display make for fast and retained learning. In operation, the user manipulates component logic states using the eight logic switches. Solving a problem requires logic switch manipulation to force a logic 1 at the problem card output, which will turn on the designated bar indicator. A manual, 40 digital problems, and a 9 V battery cell are included. The Model 100 requires no wire or integrated circuit manipulation. It is priced at \$69.95 and is available from L J Broder Enterprises Inc, 3192 Darvany Dr, Dallas TX 75220.

Circle 598 on inquiry card.

### Floppy Disk Read Amplifier System From Motorola

Motorola has introduced its MC3470 Floppy Disk Read Amplifier System. Combining both linear and digital functions on one integrated circuit, the MC3470 provides all signal processing from the read head through to the standard logic level digital output.

Contained in the circuit are the required gain stages, an active differentiator-comparator for peak detection and a time domain filter for wave shaping and elimination of false outputs. External connections for the required filter network, active differentiator and timing control components allow the system designer optimum flexibility in meeting overall system performance requirements.

This single monolithic device provides a standard TTL (transistor-transistor logic) digital output which is free



from amplitude and waveform variations present at the read head, with a guaranteed maximum unadjusted peak shift of 5.0%.

The MC3470 Floppy Disk Read Amplifier is available in an 18 pin plastic dual-in-line package at the price of \$5.95 for quantities of 100 and up. For more information, contact Motorola Semiconductors, POB 20912, Phoenix AZ 85036.

Circle 600 on inquiry card.

### Apple II Software

The MUSE Co, POB 13365, Baltimore MD 21203 has announced a complete line of software for the Apple II computer. A full feature text editor (\$17.95) allows management of free form text. Multiple space compression and tape I/O (input/output) are used for efficient file storage. U-Draw (\$17.95) is a high resolution programmable graphics editor with tape I/O for storing finished drawings. Documentation includes instructions for linking figures to user programs. The Elec-

tric Crayon (\$17.95) is a graphics editor similar to U-Draw but in low resolution color. The Music Box (\$12.95) gives three octaves of sound with no additional hardware. Type in a song, and the Music Box will play it for you. Notation includes sharps, flats, note time, rests, dotted notes and tempo. It can be retuned easily for special sound effects. The Number Cruncher (\$9.95) is a set of single precision math and ASCII to hexadecimal subroutines. Games which are priced at \$12.95 each are also available.

Circle 601 on inquiry card.

### DC Motor Speed Control in a Dual-In-Line Package

This monolithic integrated circuit DC motor speed control, housed in a 14 pin, low profile plastic dual-in-line package, is available from Cherry Semiconductor Corp, 3600 Sunset Av, Waukegan IL 60085. Designated the CS-175, the motor speed control is designed to provide maximum flexibility at a low cost. Requirements for adjustment and external components in multiple speed applications have been reduced by giving accurate, pin-programmable speed ratios for slow, medium, or fast motor velocities.

While many other applications are possible, the CS-175 is primarily intended for use with AC tachometer signals. The unit is capable of providing such stability that errors are dominated by terms created by the finite loop bandwidth made necessary to ensure stability with the dynamics of the specific motor and load.

The price for the CS-175 is \$1.68; \$1.79 in 1,000 piece quantities; and \$.65 in 10,000 quantities.

Circle 802 on inquiry card.

### New Module Solves TRS-80 Cassette Drive Hang-Up



The TBUFF module is a simple inexpensive nonrepair shop solution for TRS-80 cassette drive hang-up. The module simply plugs in series with the remote cable between the TRS-80 and the recorder. TBUFF reduces the current passed through the reed relay in the TRS-80. At the same time, TBUFF delivers full power to the recorder, thus maintaining proper tape speed and volume levels. TBUFF sells for \$7.95 (California residents add 6%). For further information, contact Web Associates, POB 60, Monrovia CA 91016.

Circle 803 on inquiry card.





Visit our new retail location!


Visit our new retail location!

The EXPANDORAM is available in versions from 16K up to 64K, so for a minimum investment you can have a memory system that will grow with your needs. This is a dynamic memory with the invisible on-board refresh, and IT WORKS!

- Bank Selectable
- Phantom
- Power 8VDC, ± 16VDC, 5 Watts
- Lowest Cost Per Bit
- Uses Popular 4116 RAMS
- PC Board is doubled solder masked and has silk-screen parts layout.

## SD EXPANDORAM

The Ultimate S-100 Memory



- Extensive documentation clearly written
- Complete Kit includes all Sockets for 64K
- Memory access time: 375ns, Cycle time: 500ns.
- No wait states required.
- 16K boundaries and Protection via Dip Switches
- Designed to work with Z-80, 8080, 8085 CPU's.

EXPANDO 64 KIT (4116)

16K	.....	\$245.00
32K	.....	\$310.00
48K	.....	\$375.00
64K	.....	\$440.00

### DISC DRIVES



Sugart SA400 5 1/4" with attractive metal case

**\$295.00**

Sugart 801 with attractive metal case **\$495.00**

Siemens FDD 200-88" double-sided double density

**\$599.00**

### DISC CONTROLLER SD "VERSAFLOPPY" KIT

The Versatile Floppy Disk Controller Only **\$159.00**



FEATURES: IBM 3740 Soft Sectored Compatible, S-100 BUS Compatible for Z-80 or 8080. Controls up to 4 Drives (single or double sided). Directly controls the following drives:

1. Sugart SA400/450 Mini Floppy
2. Sugart SA800/850 Standard Floppy.
3. MFSCSI 70 and 277
4. MFE 700/750
5. CDC 9404/9406
6. GSI/Siemans FDD120-8.

34 Pin Connector for Mini Floppy, 50 Pin Connector for Standard Floppy. Operates with modified CP/M operating system and C-Basic Compiler. The new "Versafloppy" from S.D. Computer Products provides complete control for many of the available Floppy Disk Drives, both Mini and Full Size, FD1171B1 Single Density Controller Chip. Listings for Control Software are included in price.

### SAVE \$100.00

## DM2700S DISK & CABINET with POWER SUPPLY

DM2700S includes Siemens FD120-8" Disk Drive with the following features:

- Single or Double Density
  - Hard or Soft Sector
  - Door Interlock
  - Write Protect
  - Hard Sector Detection
  - 500 KB/S Transfer
  - 800 KB unformatted
  - Bit density 6536 BP1
  - Sugart 800 Series Compatible
- Cabinet includes:
- 110V to 125V 60 Hz power supply
  - Data Cable
  - Fan
  - Accepts per SCI, Sugart, Siemens 8" Drives

DM2700S Disk Drive & Cabinet **\$650.00** REG. \$750 SALE PRICED ~~\$749.00~~ **\$225.00**



SHOP & COMPARE!

DM2700 Cabinet, less Drive

### CONTINENTAL SPECIALTIES CORPORATION



#### LOGIC PROBES

CSC logic probes are the ultimate tool for breadboard design and testing. These hand-held units provide an instant overview of circuit conditions. Simple to use; just clip power leads to circuit's power supply, set logic family switch to TTL/DTL or CMOS/HTL. Touch probe to test node. Trace logic levels and pulses through digital circuits. Even stretch and latch for easy pulse detection. Instant recognition of high, low or invalid levels, open circuits and nodes. Simple, dual-level detector LEDs tell it quickly, correctly. HI (Logic "1"); LO (Logic "0"). Also incorporates blinking pulse detector. 4-HI and LO LEDs blink on or off, tracking "1" or "0" states at square wave frequencies up to 1.5 MHz. Pulse LED blinks on for 1/2 second during pulse transition. Choice of three models to meet individual requirements; budget, project and speed of logic circuits.

#### MODEL LP-1

Hand-held logic probe provides instant reading of logic levels for TTL, DTL, HTL or CMOS. Input impedance: 100,000 ohms. Minimum Detectable Pulse: 50 ns. Maximum Input Signal (Frequency): 10 MHz. Pulse Detector (LED): High speed train or single event. Pulse Memory: Pulse or level transition detected and stored.

CSC Model LP-1 Logic Probe—Net Each ..... ~~\$49.95~~ **\$42.70**

### Logic Probes and Digital Pulsers



#### MODEL LP-2

Economy version of Model LP-1. Safer than a voltmeter. More accurate than a scope. Input Impedance: 300,000 ohms. Minimum Detectable Pulse: 300 ns. Maximum Input Signal (Frequency): 1.5 MHz. Pulse Detector (LED): High speed train or single event. Pulse Memory: None.

CSC Model LP-2 Logic Probe—Net Each ..... ~~\$49.95~~ **\$23.70**

#### MODEL LP-3

High speed logic probe. Captures pulses as short as 10 ns. Input Impedance: 500,000 ohms. Minimum Detectable Pulse: 10 ns. Maximum Input Signal (Frequency): 50 MHz. Pulse Detector (LED): High speed train or single event. Pulse Memory: Pulse or level transition detected and stored.

CSC Model LP-3 Logic Probe—Net Each ..... ~~\$89.95~~ **\$68.45**

#### DIGITAL PULSER

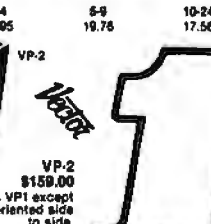
The ultimate in speed and ease of operation. Simply connect clip leads to positive and negative power, then touch DP-1's probe to a circuit node; automatic polarity sensor detects circuit's high or low condition. Depress the pushbutton and trigger an opposite polarity pulse into the circuit. Fast troubleshooting includes injecting signals at key points in TTL, DTL, CMOS or other popular circuits. Test with single pulse or 100 pulses per second via built-in dual control push-button. Button selects single shot or continuous mode. LED indicator monitors operating modes by flashing once for single pulse or continuously for a pulse train. Completely automatic, pencil size lab/field pulse generator for any family of digital circuits. Output: Tri state Polarity: Pulse-sensing auto-polarity. Sync and Source: 100 mA. Pulse Train: 100 pps. LED Indicator: Flashes for single-pulse, stays lit for pulse train.

CSC Model DP-1 Digital Pulser—Net Each ..... ~~\$74.95~~ **\$71.20**

### S100 PLUG BOARDS



VP-2  
Same as VP1 except cards oriented side to side.



VP-1  
Shipping Weight 25 lbs



8804  
"ANY DIP" has full power and ground planes back to back. Board accommodates 3, 4, 6, 8, 9" Dips.

1-4	5-9	10-24
21.95	19.76	17.56



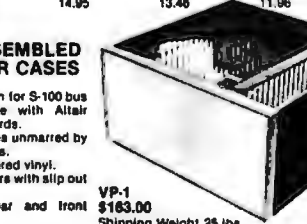
8808  
Is form and size compatible with INTEL SBL20 Series and NATIONAL BLC 80 Series microcomputer boards. Power and Ground buses on both sides.

1-4	5-9	10-24
45.00	40.50	36.00

#### DEC LSI-11, PDP8, PDP11, Heath H-11, P Pattern Epoxy Glass, Plug Board 9 43"x5 167" Dual 38-pin DEC/HEATH Connectors.

1-4	5-9	10-24
18.95	17.95	15.95

8801-1  
Plain no attached circuitry except contacts. Produces maximum flexibility.



VP-1  
Shipping Weight 25 lbs

### VECTOR-PAK ASSEMBLED MICROCOMPUTER CASES

Adjustable packaging system for S-100 bus microcomputers, compatible with Altair 8800 and IMSAI 8080 size cards.

- Smart locking, deluxe cases unmarred by unsightly screws or fasteners.
- Finished in dark blue textured vinyl.
- Instantly accessible interiors with slip out covers.
- Removable recessed rear and front panels.
- Fully adjustable interior mounting systems for any card or card spacing within size limitations. No cutting or drilling necessary.
- Perforated bottom cover for cooler operation.

DESCRIPTION  
Assembled case with perforated bottom cover. Installed mounting struts for card guides and receptacles or mother board. Cards top loaded, spanning front to back. Card guide (12 pair) and chassis plate supplied uninstalled.

## PRIORITY ONE ELECTRONICS

16723B Roscoe Blvd. Sepulveda, CA 91343

Terms: Visa, MC, BAC, Check, Money Order, C.O.D. U.S. Funds Only. CA residents add 6% sales tax. Minimum order \$10.00. Prepaid U.S. orders less than \$75.00 include 5% shipping and handling. minimum \$2.50. Excess refunded. Just in case... please include your phone no.

Prices subject to change without notice.

We will do our best to maintain prices thru June 1979. OEM and Institutional phone orders welcome (213) 894-8171, (800) 423-5633 inquiries invited.

ORDER TODAY 1-800-423-5633

**HICKOK LX303**  
\$74.95\*



.5%, 3 1/2 digit 19 Range DVM. 1/2" LCD displays runs 200 hrs on 1 battery. 10 Meg Ohm Input. 1 yr. guarantee, made in U.S.A., test leads included.

- Available Accessories**
- RC-3 115V AC Adapter ..... \$7.50
  - CC-3 Deluxe Padded Vinyl Carrying Case ..... \$7.50
  - VP-10 X10 DCV Probe Adapter/ Protector 10Kv ..... \$14.95
  - VP-40 40Kv DC Probe ..... \$35.00
  - CS-1 10 Amp Current Shunt ..... \$14.95

**\*FREE**  
Just for Asking.  
**FREE BATTERY** with your meter.



\$318.  
MS-15

**MINISCOPE**



- With Rechargeable Batteries & Charger Unit
- 15 megahertz bandwidth
  - External and internal trigger
  - Time base — .1 microsec. to 0.5 Sec/div - 21 settings - 2%
  - Battery or line operation
  - Automatic & line sync modes
  - Power consumption < 15 watts
  - Vertical Gain — 01 to 50 V/div 12 settings 3%
  - Viewing area 11" x 13.50"
  - Case size 2 7/8" H x 8 1/4" W x 7 5/8" D, 3 pounds
  - Parts & Labor guaranteed 1 year
  - 10 x 1 1/2" deep probe
  - Leather carrying case
- PROBE 1¢ with the purchase of SCOPE and the MENTION of this MAGAZINE
- \$27.  
\$45.

• MS-215 Dual Trace Version of MS-15 \$435.

**UNGARmatic®**

Controlled Soldering Station  
THREAD-TOGETHER MODULAR DESIGN FOR QUICK, ON LINE HEATER OR TIP CHANGE

- Available in 3 preset temperatures: 500°F, 700°F or 800°F for any application
- Closed loop, non-magnetic control
- Low voltage system - 3 wire grounded
- Biomechanical designed handle with cool grip for operator comfort
- Cord is super flexible 3 wire grounded, heat resistant
- Large capacity snap-on tray and sponge, removable for optional placement
- Long life interchangeable tips iron clad chrome plated, pretinned
- Designed for use on sensitive components

**COMPLETE STATION AND REPLACEABLE HEATER SELECTION GUIDE**


Temperature	Complete Station	Controlled Heater No.
500°F	507F	#76
700°F	507F	#77
800°F	507F	#78

Each of the above stations include: #70B Power Supply with on/off switch, indicator light, and 3 wire power cord. #71 Handle with 3 wire heat resistant secondary cord. #89 Tray and Sponge. #72 Iron Holder. Controlled Heater with #87 Screwdriver tip #118

#95 TIP ADAPTER Tip Adapter #95 for special micro applications. This Adapter is designed for the use of #18 thread-in Phoenix Wires

Controlled Heaters \$14.95 Each, Tips \$2.25 Each, Adapter \$1.30 Each  
List \$59.50 SALE PRICE \$49.95

**SALE SD EXPANDORAM**  
*The Ultimate S-100 Memory*



The EXPANDORAM is available in versions from 16K up to 64K, so for a minimum investment you can have a memory system that will grow with your needs. This is a dynamic memory with the invisible on-board refresh, and IT WORKS!

- Bank Selectable
- Phantom
- Power BVDC, ± 16VDC, 5 Watts
- Lowest Cost Per Bit
- Uses Popular 4116 RAMS
- PC Board is doubled solder masked and has silk-screen parts layout.

- Extensive documentation clearly written
- Complete Kit includes all Sockets for 64K
- Memory access time: 375ns, Cycle time: 500ns.
- No wait states required.
- 16K boundaries and Protection via Dip Switches
- Designed to work with Z-80, 8080, 8085 CPU's.

**EXPANDO 64 KIT (4116)**

16K	\$245.00
32K	\$310.00
48K	\$375.00
64K	\$440.00

**8803**  
MOTHER BOARD FOR S100 BUS MICRO-COMPUTERS

Price: \$29.50

- Features 12 function cables for 4 x 12 - 12 boards and also used mounting boards.
- Moving side phone Cam adjust side bars rotary (pins) with metal markings for component locations
- 010 epoxy glass board with 2 ounce copper solder plated and 035 ounce for holes for leads
- Solder mask with solder windows on soldered circuit to avoid acceptance short circuits
- Mounts 11 receptacles with 100 contacts (2 rows) on 123 contacts with 250 hole spacing. Features pin number (P1-17) on receptacles. 18 receptacles plus interconnects to transfer mother board to expansion
- Includes 16VDC circuit and micro actions for option of active 2v cc at 16VDC terminals
- 16P4P buses - 3v and GND (16 AMP) ± 12v or 18V/17.5VDC Current ratings are per MIL STD 370 with 10PC max
- Fits in Vector pin enclosure
- Fits in MS24 8800 microcomputer on expansion board

**Vector Plugboards**

8800V	3682 9.6" x 4.5"	\$10.90
Universal Microcomputer processor plugboard use with S100 bus. Complete with heat sink & hardware. 5.3 x 10" x 1/16"	3682-2 6.5" x 4.5"	\$9.81
1-4 \$19.95	5-9 \$17.95	10-24 \$19.95
8801-1	Hi-Density Dual-In-Line Plugboard for Wire Wrap with Power & Gnd Bus Epoxy Glass 1/16" 44 pin con spaced 156	
1-4 \$14.95	5-9 \$13.46	10-24 \$11.95

**3677 9.6" x 4.5"** \$10.90  
**3677-2 6.5" x 4.5"** \$9.74  
**3662 6.5" x 4.5"** \$7.65  
**3662-2 9.6" x 4.5"** \$11.45

Gen. Purpose D.I.P. Boards with Bus Pattern for Solder or Wire Wrap. P pattern plugboards for Epoxy Glass 1/16" 44 IC's Epoxy Glass 1/16" 44 pin con spaced 156

**CARD EXTENDER**  
Card Extender has 100 contacts 50 per side on .125 centers-Attached connector is compatible with S-100 Bus Systems. \$25.83 3690 6.5" 22/44 pin .156 ctrs. Extenders \$13.17

**1/16" Vector BOARD**  
.042 dia holes on 0.1 spacing for IC's

Phenolic	PART NO.	SIZE	1-9	10-19
	84P44XXX	4.5x6.5"	\$1.56	\$1.40
	168P44XXX	4.5x17"	\$3.69	\$3.32

Epoxy Glass	PART NO.	SIZE	1-9	10-19
	84P44	4.5x6.5"	\$1.79	\$1.61
	84P44	4.5x8.5"	\$2.21	\$1.99
	168P44	4.5x17"	\$4.52	\$4.07
	168P84	8.5x17"	\$8.03	\$7.23

**TRS-80/APPLE MEMORY EXPANSION KITS**  
4116's RAMS (16Kx1 200ns)  
**8 for \$69.00**

**2708**  
8K 450 ns  
**EPROM**  
FACTORY PRIME  
**\$9.00 ea.**  
25 + Call For Price

**14 & 16 PIN GOLD 3 LEVEL WIRE WRAP SOCKETS**

14 - G3 100 for	\$30.00
16-G3 100 for	\$30.00

50 of each for \$32.00  
Sockets are End & Side stackable, closed entry

**PANA VISE**

LOW-PROFILE BASE 305 PRICE: \$13.49  
STANDARD BASE 300 PRICE: \$13.49  
HORIZONTAL JAW VISE HEAD 304 PRICE: \$14.49  
STANDARD VISE HEAD 303 PRICE: \$14.49  
WIDE OPENING VISE HEAD 306 PRICE: \$14.49

PANA VISE TILTS, TURNS, AND ROTATES TO ANY POSITION. IT HOLDS YOUR WORK EXACTLY WHERE YOU WANT IT.

**2114N-3L**  
4096 - BIT (1024x4) 300 ns Low Power Static Ram  
**8 for \$50.00**

**2102LPC**  
450ns Low Power RAMS \$1.00 Ea. in lots of 25  
**2102LHPC**  
250ns Low Power RAMS \$1.25 Ea. in lots of 25

**ORDER TOLL FREE**  
**1-800-423-5633**  
except CA, AK, HI., Call (213) 894-8171

**Vector WRAP POST**  
for .042 dia. holes (all boards on this page)  
T44C pkg 100 . . \$ 2.34  
T44M pkg 1000 \$14.35  
A-13 hand installing tool \$ 2.94

**PRIORITY ONE ELECTRONICS®**  
16723B Roscoe Blvd. Sepulveda, CA 91343

Terms: Visa, MC, BAC, Check, Money Order, C.O.D. U.S. Funds Only. CA residents add 6% sales tax. Minimum order-\$10.00. Prepaid U.S. orders less than \$75.00 include 5% shipping and handling, minimum \$2.50. Excess refunded. Just in case . . . please include your phone no. Prices subject to change without notice.

We will do our best to maintain prices thru June 1979. OEM and institutional inquiries invited.

phone orders welcome (213) 894-8171, (800) 423-5633

**2716**  
5 volt only  
16K EPROM  
**\$50.00**

HICKOK LX303 \$74.95

HICKOK LX303 \$74.95

We have 5V 2716's in Stock.

We have the Best Prices on 2102's, 2114's, 4116's.

We make Custom Ribbon Cable Assemblies while you wait!

We make Custom Ribbon Cable Assemblies while you wait!

**100 PIN EDGE CONNECTORS**

S100-WWG 50/100 Cont. 125 ctrs 3 LEVEL WIRE WRAP .025" sq. posts on 250 spaced rows. GOLD PLATED.			S100-STG 50/100 Cont. 125 ctrs DIP SOLDER TAIL on 250 spaced rows for VECTOR and MASI motherboards GOLD plated.		
1-4 \$4.00	5-9 \$3.75	10-24 \$3.50	1-4 \$3.50	5-9 \$3.25	10-24 \$3.00
S100ALT 50/100 Cont. 125 ctrs. DIP SOLDER TAIL on 140 spaced rows for ALTAIR motherboards. GOLD plated.			S100SE 50/100 Cont. 125 ctrs. PIERCED SOLDER EYELET tails GOLD.		
1-4 \$4.00	5-9 \$3.75	10-24 \$3.50	1-4 \$5.00	5-9 \$4.50	10-24 \$4.25

**OTHER POPULAR EDGE CONNECTORS**

All Edge Card Connectors are GOLD PLATED (not Gold Flash) Bodies are non brittle. Solvent res. G.E. Valox. Contacts are Bifurcated, Phos/Bronze, GOLD over Nickel

ABBREVIATIONS: SE = Solder Eyelet WW = 3 Level Wire Wrap ST = Solder Tail

**100" Contact Center Connectors**

PART NO.	TYPICAL APPLICATION	PRICE
D1385-ISE	Imsal P10, SIG	1-4 2.40 5-9 2.20 10-24 2.00
D2244-1WW	Vector Plugboards	4.00 3.80 3.50
D2250-ISE	Imsal P10, Intel Multibus	3.70 3.50 3.40
D2250-1ST	Imsal P10, Intel Multibus	3.50 3.30 3.10
D2040-ISE	TRS-80	2.90 2.90 2.90
D2040-1ST	TRS-80	3.00 2.85 2.85
D2040-1WW	TRS-80	3.30 3.15 3.00
D3080-1WW	Intel Multibus	4.10 3.90 3.70
D3872-1SE	Vector Plugboards	5.00 4.75 4.50
D3872-1ST	Vector Plugboards	4.95 4.70 4.45
D3872-1WW	Vector Plugboards	4.90 4.65 4.40
D4080-1SE	PET	5.95 5.70 5.45
D4080-1ST	PET	5.00 4.75 4.50
D4080-1WW	PET	5.20 4.95 4.70
D4388-1SE	Cos. ELF	5.50 5.25 5.05
D4388-1ST	Cos. ELF	5.40 5.15 4.90
D4388-1WW	Cos. ELF	5.50 5.25 5.00
D50100-1WW		5.95 5.75 5.55

**125" Contact Center Connectors**

PART NO.	TYPICAL APPLICATION	PRICE
D3872-2WW	Vector 4350	1-4 5.9 5-9 5.65 10-24 5.05
D4080-2WW	S-100, Imsal, Vector, Cromenco, Motherboards	5.25 5.00 5.35
S100-STG	S-100 Wire Wrap	3.50 3.25 3.00
S100-WWG	S-100 Wire Wrap	4.00 3.75 3.40
S100-ALT	Altair	4.50 4.25 4.00

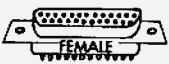
**156 Contact Centers Connectors**

PART NO.	TYPICAL APPLICATION	PRICE
S8X-5SE	Pat. NSC CLK Modules	1-4 1.40 5-9 1.30 10-24 1.20
O812-5SE	Pat. NSC CLK Modules	1.60 1.50 1.40
D1224-5SE	Pat	2.40 2.30 2.20
D2224-5ST	Pat	2.30 2.20 2.10
D1530-5SE	Vector Plugboards, GRI Keyboards	2.50 2.35 2.10
D1530-5ST	Vector Plugboards, GRI Keyboards	2.40 2.25 2.05
D1530-5WW	Vector Plugboards, GRI Keyboards	2.60 2.40 2.15
D1638-5SE	Vector Plugboards	3.00 2.80 2.60
D2244-5SE	Vector, Kim, etc	3.00 2.80 2.60
D2244-5ST	Vector, Kim, etc	3.00 2.80 2.55
D2244-5WW	Vector, Kim, etc	3.95 3.70 3.40
D3872-5SE	Vector Plugboards	5.50 5.30 5.00
D3872-5ST	Vector Plugboards	5.45 5.25 5.00
D3872-5WW	Vector Plugboards	5.60 5.40 5.10
DE4388-5SE	Mot 6800, Intel Multibus, NSC pacer	6.00 5.75 5.25
D4388-5ST	Mot 6800, Intel Multibus, NSC pacer	5.90 5.65 5.15
D4388-5WW	Mot 6800, Intel Multibus, NSC pacer	6.50 6.30 5.90
CG-1	Imsal Style Card Guides	5.10 5.00 or 100/10.00

**RS232 & "D" TYPE CONNECTORS**

P = Plug-Mate S = Socket-Female C = Cover-Hood

PART NO.	DESCRIPTION	PRICE
DE-8P	9 Pin Male	1.4 1.30 1.10
DE-9S	9 Pin Female	1.05 1.05 1.05
OE-9C	9 Pin Cover	1.50 1.30 1.10
OA15P	15 Pin Male	2.00 1.80 1.55
DA15S	15 Pin Female	2.90 2.70 2.45
DA15C	15 Pin Cover	1.80 1.60 1.40
DB-25P	25 Pin Male	2.50 2.20 2.05
DB-25S	25 Pin Female	3.50 3.10 2.85
DBS1212-1	1 pc. Gray Hood	1.65 1.35 1.20
DB1225-1A	2 pc. Back Hood	1.80 1.50 1.35
DB110983-3	2 pc. Gray Hood	1.70 1.40 1.20
OC37P	37 Pin Male	3.95 3.75 3.50
DC37S	37 Pin Female	5.50 5.25 4.90
DC37C	37 Pin Cover	2.00 1.80 1.60
OD50P	50 Pin Male	5.00 4.75 4.50
OD50S	50 Pin Female	6.50 6.00 5.75
OD50C	50 Pin Cover	2.50 2.30 2.20
OD20416-S	Hardware Set (2 par)	1.00 .80 .70



Amphenol 57-30369 for back of Centronics 700 Series printers 1-4-\$9.00 5-up-\$7.50

**DIP PLUGS**

Part #	No. of Pins	PRICE	Part #	No. of Pins	PRICE
P08P02	8	41 36 29	P22P02	22	75 67 63
P14P02	14	48 42 34	P24P02	24	79 71 66
P16P02	16	55 47 38	P28P02	28	110 93 81
P18P02	18	67 57 46	P40P02	40	125 107 94

**GOLD SOLDERTAIL STANDARD**

1-24	25-49	50-99	1-24	25-49	50-99
8STO	.30	.27	24STO	.70	.63
14STO	.35	.32	28STO	.70	.63
16STO	.36	.32	40STO	1.10	.90
18STO	.52	.47		1.75	1.55
20STO	.60	.56			

**TIN SOLDERTAIL - LOW PROFILE**

1-24	25-49	50-99	1-24	25-49	50-99
8CS2	.25	.18	22CS2	.37	.36
14CS2	.25	.18	24CS2	.38	.37
16CS2	.26	.20	28CS2	.45	.44
18CS2	.29	.28	40CS2	.63	.62
20CS2	.34	.32			

**3 LEVEL GOLD WIRE WRAP SOCKETS**

Sockets purchased in multiples of 50 per type may be combined for best price.

	1-9	10-24	25-99	100-249	250-999
8 pin*	.40	.36	.34	.31	.27
14 pin*	.45	.39	.37	.34	.32
16 pin*	.50	.42	.40	.36	.34
18 pin	.70	.60	.55	.50	.45
20 pin	.90	.80	.75	.65	.62
22 pin*	.95	.85	.80	.70	.65
24 pin	.95	.85	.80	.70	.65
28 pin	1.25	1.15	1.00	.95	.90
40 pin	1.65	1.45	1.35	1.20	1.10

All sockets are GOLD 3 level closed entry \* End and side stackable 2 level, Solder Tail, Low Profile, Tin Sockets and Dip Plugs available CALL FOR QUOTATION

**unbeatable GREAT JUMPERS**

**FLAT RIBBON CABLE ASSEMBLIES AT AFFORDABLE PRICES**

- Choice of 3 types of end connectors molded on and factory tested.
- Daisy chain and single-end also available.
- 5 popular sizes to choose from: 20, 26, 34, 40 and 50 contacts, each with line-by-line probe access holes.
- Choice of 2 cable types and 5 lengths.



**CARD-EDGE JUMPERS**

No. Contacts	DOUBLE END Electric Pink	SINGLE END Rainbow	DAISY CHAIN 13 connectors Electric Pink
20	924052 06 R \$5.69	924062 36 R \$4.11	924082 06 R \$6.42
26	924053 06 R \$6.46	924063 36 R \$4.88	924083 06 R \$9.54
34	924054 06 R \$7.96	924064 36 R \$6.15	924084 06 R \$11.74
40	924055 06 R \$9.29	924065 36 R \$7.20	924085 06 R \$13.70
50	924056 06 R \$10.10	924066 36 R \$8.21	924086 06 R \$14.88

**PCB JUMPERS**

No. Contacts	DOUBLE END Electric Pink	SINGLE END Rainbow
20	924032 06 R \$2.57	924042 36 R \$2.55
26	924033 06 R \$3.32	924043 36 R \$3.31
34	924034 06 R \$3.95	924044 36 R \$4.13
40	924035 06 R \$4.57	924045 36 R \$4.84
50	924036 06 R \$5.62	924046 36 R \$5.97

**SOCKET JUMPERS**

No. Contacts	DOUBLE END JUMPER ASSEMBLIES Electric Pink Cable	SINGLE END Rainbow	DAISY CHAIN 13 connectors Electric Pink		
20	924002 06 R \$3.70	924002 18 R \$4.16	924002 36 R \$4.85	924012 36 R \$3.12	924072 06 R \$1.54
26	924003 06 R \$4.78	924003 18 R \$5.38	924003 36 R \$6.28	924013 36 R \$4.04	924073 06 R \$1.70
34	924004 06 R \$6.25	924004 18 R \$7.05	924004 36 R \$8.25	924014 36 R \$5.30	924074 06 R \$2.98
40	924005 06 R \$7.33	924005 18 R \$8.27	924005 36 R \$9.68	924015 36 R \$6.22	924075 06 R \$3.16
50	924006 06 R \$9.15	924006 18 R \$10.31	924006 36 R \$12.05	924016 36 R \$7.13	924076 06 R \$3.43

**double-row JUMPER HEADERS "GREAT JUMPERS"**

- Solder to PC boards for instant plug-in access via socket-connector jumpers
- .025" square posts are molded into plastic header strip on a .10" x .10" matrix
- Choice of straight or right angle configurations

	STRAIGHT	No. Posts	Dim. "A"	Dim. "B"	Part Number	Price 2 sets
		20	1.0	0.9	923862 R	\$ .98
		26	1.3	1.2	923863 R	\$ 1.28
		34	1.7	1.6	923864 R	\$ 1.64
		40	2.0	1.9	923865 R	\$ 1.94
		50	2.5	2.4	923866 R	\$ 2.36

	RIGHT-ANGLE	No. Posts	Dim. "A"	Dim. "B"	Part Number	Price 2 sets
		20	1.0	0.9	923872 R	\$ 1.20
		26	1.3	1.2	923873 R	\$ 1.62
		34	1.7	1.6	923874 R	\$ 1.96
		40	2.0	1.9	923875 R	\$ 2.30
		50	2.5	2.4	923876 R	\$ 2.82

**DIP JUMPERS**

- Available with 14, 16, 24 and 40 contacts.
- Mate with standard IC sockets.
- Fully assembled and tested.
- Integral molded-on strain relief.
- Line-by-line probability.

A P DIP Jumpers are the low-cost, high-quality solution for jumpering within a PC board; interconnecting between PC boards, backplanes and motherboards; interfacing Input/Output signals; and more.

All assemblies use rainbow cable. Standard lengths are 6, 12, 18, 24 and 36 inches.

No. Contacts	Length 6"	Length 12"	Length 18"	Length 24"	Length 36"
14	924106 6 R \$2.41	924106 12 R \$2.61	924106 18 R \$2.82	924106 24 R \$3.02	924106 36 R \$3.43
16	924116 6 R \$2.65	924116 12 R \$2.88	924116 18 R \$3.11	924116 24 R \$3.34	924116 36 R \$3.80
24	924126 6 R \$4.15	924126 12 R \$4.50	924126 18 R \$4.85	924126 24 R \$5.20	924126 36 R \$5.90
40	924136 6 R \$6.93	924136 12 R \$7.52	924136 18 R \$8.11	924136 24 R \$8.70	924136 36 R \$9.88

**ORDER TODAY 1-800-423-5633**

**PRIORITY ONE ELECTRONICS**  
16723B Roscoe Blvd. Sepulveda, CA 91343  
Terms: Visa, MC, BAC, Check, Money Order, C.O.D. U.S. Funds Only. CA residents add 6% sales tax. Minimum order \$10.00. Prepaid U.S. orders less than \$75.00 include 5% shipping and handling, minimum \$2.50. Excess refunded. Just in case... please include your phone no. Prices subject to change without notice. OEM and Institutional We will do our best to maintain prices thru June 1979. Inquiries invited. phone orders welcome (213) 894-8171, (800) 423-5633

We have the Best Prices on 2102's, 2114's, 4116's. We have 5V 2716's in Stock.



### TRS-80 Microcomputer Technical Reference Handbook

Radio Shack has published a technical reference handbook for their TRS-80 microcomputer system. The illustrated 108 page book is intended primarily for technically oriented persons with a good working knowledge of digital logic circuits. Written in a straightforward, informal manner, the *TRS-80 Microcomputer Technical Reference Handbook* includes technical information and schematic diagrams for both Level I and II TRS-80 systems. Topics covered in the book include: Theory of Operation, Adjustments and Troubleshooting, The Outside World (connections to control external devices), parts list and fold-out schematics. The handbook is priced at \$9.95 and is available from Radio Shack stores and dealers. For further information, contact Radio Shack, 1400 One Tandy Center, Fort Worth TX 76102.

Circle 568 on inquiry card.

### Pascal: An Introduction to Methodical Programming



This book, intended for use in a first course in programming, is based on the Pascal language. It assumes no prior knowledge of computing and only elementary mathematical skill. It emphasizes programming principles, good style, and a methodical approach to program development. This introduction to Pascal includes a thorough treatment of both the fundamental language features and the few features which are not truly fundamental. The programming technique of incremental refinement is imparted by consistent example throughout the book. In addition, two chapters are devoted exclusively to programming methodology. Each chapter is followed by a number of exercises, answers to some of which are provided. This 306 page book is priced at \$10.95. It is published by Computer Science Press Inc, 9125 Fall River Ln, Potomac MD 20854.

Circle 569 on inquiry card.

### Z-80 Instruction Handbook

The *Z80 Instruction Handbook* by Nat Wadsworth is a handy, compact reference providing a clear detailed explanation of the Z-80 microprocessor instruction set. Standard Zilog mnemonics are used throughout and machine codes are presented in both octal and hexadecimal format. An index lists all instructions alphabetically along with machine codes and timing information. This 128 page book is priced at \$4.95. For further information, contact Scelbi Publications, POB 133 PP STN, Milford CT 06460.

Circle 570 on inquiry card.

### Connect Your Computer to an Automatic Musical Instrument

Vestal Press has recently announced the release of its 15th catalog. It contains all types of automatic musical instruments including music boxes, carousel organs, orchestrions (mechanical orchestras), reproducing pianos (player pianos that play with full artistic fidelity), violin playing machines, and all sorts of unusual music devices. The catalog is available for \$2 from Vestal Press, Dept B, POB 97, Vestal NY 13850.

Circle 571 on inquiry card.

### Free Catalogs from Hayden Book Company

Two new catalogs that include personal computing and professional computing books are available from Hayden Book Co Inc. They feature Hayden's new and forthcoming books on introductory computing, programming, and applications and advanced technology. For free copies of either the personal or the professional computing catalog, write to Hayden Book Co Inc, 50 Essex St, Rochelle Park NJ 07662.

Circle 572 on inquiry card.

### TRS-80 Monthly Newsletter

The *TRS-80 Monthly Newsletter* contains articles and programs (with complete program listings and instructions) related to business, personal finance, money management, games, practical applications and gambling. The programs are also available on cassette or floppy disk. A summary of the latest TRS-80 system developments and a list of TRS-80 related software are published in every issue. A one year subscription to this newsletter is \$24. For more information, contact Mathematical Applications Service, POB 149 RS, New City NY 10956.

Circle 573 on inquiry card.

### Comprehensive Microprocessor Design Manual Announced by TI



This self-teaching microprocessor design manual, written for both beginners and experts, is available from Texas Instruments Inc, Mail Station 54, POB 225012, Dallas TX 75222. *9900 Family Systems Design and Data Book* offers more than 1,000 pages of educational and applications information that can help users develop a deeper understanding of the complex technology and the potential in microprocessors.

The first chapter discusses the semiconductor technology advances on which today's microprocessors are based. It also provides guidelines for selection and application of microprocessors and microcomputers, and lists general and basic design decisions. The second chapter is a product selection guide, covering the complete TI 9900 family of microprocessors, microcomputers, peripheral support circuits, assembled microcomputer modules, software and development systems. Chapter Three moves step-by-step through a "first encounter" with a 9900, describing basic concepts in an introductory application. Chapters Four, Five, and Six cover hardware and software design, architecture and interfacing techniques, programming methods and the instruction set.

Chapter Seven contains reference materials for development systems used by experienced system designers to develop 9900 software programs, debug, and prototype final systems. It also includes in-depth technical specifications on all currently available products in the 9900 family.

Chapter Nine offers detailed examples of real world uses of TI's 9900 product family in the design of a low cost data terminal, a floppy disk controller, and a simulated industrial control application.

The *9900 Family Systems Design and Data Book* is priced at \$9.95 (soft cover).

Circle 574 on inquiry card.

### Microchess for the PET and Apple Computers



Microchess 2.0, developed by Peter Jennings, has been designed for the 8 K PET and the 16 K Apple computers. In 6502 machine language, it offers 8 levels of play to suit everyone from the beginner to the serious player. At its highest level the program plays a good game and will beat most average players and many other chess playing programs. It examines positions by as many as six moves ahead, and includes a chess clock for tournament play. Microchess checks every move for legality, handles castling and en passant pawn captures, and displays the current position on a graphic chessboard. You can play white or black, set up and play from special board positions, or watch the computer play against itself. Microchess 2.0 is available for \$19.95 from Personal Software, POB 136, Cambridge MA 02138.

Circle 609 on inquiry card.

### New Publication on Patching and Programming from *Polyphony*

*The Source* is a compilation of analog music synthesizer patch charts which have appeared in *Polyphony* magazine plus some extras. The magazine and this book adhere to two important concepts: to show the average synthesist how to do it, and to promote and publish information exchange between synthesists. The first of the six chapters in the handbook is spent familiarizing the reader with the standard symbology used to represent various synthesizer modules. Another

### On Screen Text Editors for 8080 Systems

Two Daisy text editing programs allow fully interactive visible text editing and advanced word processing and formatting, using a serial video terminal. The editors provide extended file usage, and use dynamic screen imaging to minimize disruptive screen activity so that the editors can be used on a slow (2400 bps) video terminal.

WPDaisy is the word processing version of this system which includes both space and proportional justification. WPDaisy allows calling disk files while formatting, and has 26 in-memory buffers. Also included is a mail merge program which is useful in producing form letters and labels.

The TSA/os version is \$125 for Daisy, and \$300 for WPDaisy. The CP/M version is \$175 for Daisy; \$350 for WPDaisy. For further information, contact TSA Software Inc, 39 Williams Dr, Monroe CT 06468.

Circle 611 on inquiry card.

### Multi-Universal Integrated Circuit Plug-In Adapter

This multi-universal integrated circuit plug-in adapter accepts integrated circuit patterns of up to 40 leads, including large scale integration, medium scale integration, and programmable memory devices. The adapter is used for mounting a variety of mixed devices which will then plug into any standard universal integrated circuit packaging panel.

The P/N 640-MUI adapter will accept the following packages: single-in-line, dual-in-line, memory package, interface, and large scale devices. The adapters are fabricated of 0.062 inch (0.157 cm) thick epoxy with electro-tin-plated circuitry. The plug-in contacts are brass, tin plated, with a gold plated beryllium copper four-tine spring socket member.

They are available at prices ranging from \$2 to \$6 per unit. For more information, contact Garry Manufacturing Co, 1010 Jersey Av, New Brunswick NJ 08902.

Circle 612 on inquiry card.


chapter contains patches which are most useful for actually playing tunes. In the techniques chapter is found a multitude of patches which provide insight into how to use modules efficiently and imaginatively. The final chapter on software contains the basis for an understanding of a few of today's newest musical tools. Program listings for computer music are provided. This 124 page book costs \$4 and is available from Polyphony Publishing Co, 1020 W Wilshire Blvd, Oklahoma City OK 73116.

Circle 610 on inquiry card.

### New Family of RS-232 Switching Units

A new family of low cost miniature switching units has been introduced by Giltronix Inc, 3156 Avalon, Palo Alto CA 94306. The family, called RS232-X, switches serial RS-232 peripherals between several driving sources. Model RS232-X3 allows three driving sources. By turning the three position switch mounted on the RS232-X3, the user can select the driving device that will exchange data with the peripheral unit. A unique arrangement allows the cascading of two or more RS232-X switches, thereby expanding the selection from three devices to five or more. Model RS232-XF is similar to the RS232-X3 but switches additional signals. Both come with 25 pin female connectors. The price of the RS232-X3 is \$64.95 assembled, and \$47.95 in kit form. The RS232-XF is \$78.95 assembled and \$59.95 in kit form.

Circle 613 on inquiry card.



### Analog Interface Card

The ADAK-1 board is a general purpose analog interface for 8 bit microcomputers. It includes a monolithic digital to analog converter, a 5 pole low pass filter for waveform generation, an audio amplifier, an eight channel analog input multiplexer, and a comparator to perform analog to digital conversions by successive approximation routines. This combination permits real time music generation by Fourier synthesis techniques and permits the outputs from up to eight joystick channels, thermometers, light sensors, or other devices to be digitized. A modified version, ADAK-1 PET, plugs directly into Commodore PET computers. The software cassette supplied with this version includes programs for machine language coding, music generation, Fourier waveform synthesis, analog to digital conversion and several paddle input games. Both versions are completely tested and include connectors and instructions. ADAK-1 is priced at \$69.50 and the ADAK-1 PET version is \$99.50. For further information, contact Technical Hardware Inc, POB 3609, Fullerton CA 92634.

Circle 614 on inquiry card.

# \***MEMORY SALE!** have it your way . . .

**16K \$295.00!! (4MHz) (Reg. \$370.00)**


**32K \$485.00!! (4MHz) (Reg. \$620.00)**

ALL BOARDS ASSEMBLED AND TESTED . . . . . (KIT PRICING AVAILABLE)

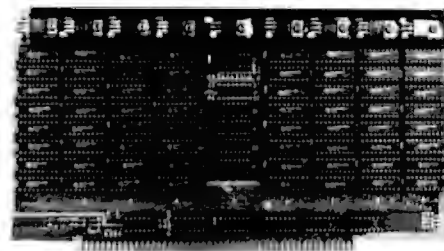
- Extended addressing allows board to exist anywhere in 256K memory on standard S-100 bus
- LOW Power, 1.6 amp per 16K
- 9 Regulators for perfect heat distribution
- Static, of course
- Phantom line
- Each 4K block locateable anywhere
- Fully tested and burned in for 48 hours

ADD-ON MEMORY CHIPS — \$4.95 EACH!! (TMS 4044 or MM 5257) — 8 Chips — Minimum Order

\*Sale extended one last month




← 16K  
32K →




**Z-80 CPU (one serial chip set, less eprom) \$195.00 (Reg. \$280.00)**

- 2 Parallel + 2 Serial Port
- 2 MHz or 4 MHz Switch Selectable
- Baud Rates 150-9600
- Power on Jump to On/Board Eprom (2708 or 2716)
- Memory Management on A16 and A17



**VIDEO TERMINAL SIMULATOR \$295.00 (Reg. \$400.00)**

- Plugs into S-100 Bus and simulates all functions of a Soroc or other RS-232 type terminal. A simple video monitor such as a Sanyo or Sony TV will perform as a smart terminal by writing into an IO Port.
- 2K Eprom, 4K Ram (2 video pages on 16 x 64)
- Lower Case Descenders (16 x 64 or 24 x 80)
- Tabs, protected fields, home/load cursor, blink, reverse video, underline, page erase, etc. (Intel 8275 CRT controller)



**DOUBLE DENSITY DISC CONTROLLER \$385.00**

- CPM\* Compatible, TARBELL Pin-out compatible
- On/Board Boot
- 2 or 4 MHz Jumper Selectable
- 8 inch Single or Double sided (5.25 inch available)
- 52 Sectors, runs CPM\*, IBM Format

\*CPM is a trademark of Digital Research, Inc.

West:  
**DELTA PRODUCTS**

1653 E. 28th Street  
Long Beach, Calif 90806  
Tel (213) 595-7505

ORDER NOW !!

← SALES AND SERVICE →

East:  
**DELTA PRODUCTS**

1254 South Cedar Road  
New Lenox, Illinois 60451  
Tel (815) 485-9072

Circle 89 on Inquiry card.

Dealer inquiries invited.

Personal checks must clear before shipment • 90 day unconditional warranty • B of A, M/C Okay



# JADE Computer Products

## ★ DISK DRIVES ★

**B51 5 1/4"** \$295.00  
by Micro Peripherals, Inc. Operates in either single density (125KB, unformatted) or double density (250KB, unformatted) modes, up to 40 tracks, with a track-to-track access time of only 5 ms.

**SA801R** \$495.00  
by Shugart Single-sided 8" floppy disk drive.

**FD8-100** \$395.00  
GSI/Siemens. Runs cooler and quieter than 801 (8")

**SA400** \$325.00  
Single density 5 1/4, 35-Track drive. Cabinet and power supply available

**1791 801**  
Dual Density Controller Chip  
**\$49.95**

- TWO SIEMENS/GSI 8 FLOPPY DRIVES
  - POWER SUPPLY FOR ABOVE
  - JADE TARBELL DISK CONTROL KIT (S100)
  - CP/M OPERATING SYSTEM WITH BASIC E
  - PACKAGE OF 10 BLANK 8 DISKETTES
- Price if purchased separately \$1192.50  
JADE SPECIAL PACKAGE DEAL \$1050.00

## Vista V80 Mini Disk SYSTEM

FOR TRS-80  
**\$395.00**



Includes disk drive, power supply, regulator board, and compact case. The V-80 offers 23% more storage capacity. Simply take it out of the box, plug in the cable, and it's ready to run. Requires 16K, Level II, expansion interface.

Signal Cable ..... \$24.95

### 3-LEVEL GOLD WIRE WRAP SOCKETS

14 PIN 39¢ each  
16 PIN 43¢ each

100 for \$35

Sockets are end and side stackable, closed entry.

## S-100 MOTHER BOARDS

**JADE 6-SLOT**  
Kit \$41.95  
Assembled & Tested \$56.95  
Bare Board \$24.95

**9-SLOT "LITTLE MOTHER"**  
Kit \$85.00  
Assembled & Tested \$99.00  
Bare Board \$35.00

**13-SLOT "QUIET MOTHER"**  
Kit \$95.00  
Assm. & Tested \$110.00  
Bare Board \$40.00

**22-SLOT "STREAKER"**  
Assm & Tested \$149.00

## JADE VIDEO INTERFACE

S-100 Compatible Serial Interface with Sockets Included.  
Kit \$117.95  
Assembled & Tested \$159.95  
Bare Board w/manual \$ 35.00

## Z80A SPECIAL

4MHz CPU Chip

★ \$14.95 ★

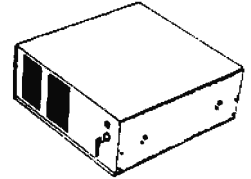
## TU-1

Convert your T.V. set into a Video Monitor  
Kit \$8.95

## JADE PARALLEL/SERIAL INTERFACE

S-100 compatible, 2 serial I/O ports, 1 parallel I/O.  
Kit JG-P/S \$124.95  
Assembled & Tested: JG-P/SA \$179.95  
Bare Board w/Manual \$ 30.00

## JADE MAINFRAMES



Accommodates all S-100 Mother Boards. Built-in card cage with card guides. Lighted reset switch. Rotron whisper fan. Includes heavy duty power supply. (+8 volts DC @ 30 AMPS, +16 volts DC @ 4 AMPS, -8 volts DC may be added.)

**\$389.00**

## 3M or VERBATIM FLOPPY DISKS

5 1/4 in. Minidiskettes  
Soft sector, 10 sector, or 16 sector \$4.40 each or box of 10 for \$40.00  
8 in. Standard Floppy Disks Soft Sector \$4.75 each—10 for \$42.50

## FLOPPY DISK INTERFACE

JADE FLOPPY DISK (Tarbell board)  
Kit \$195.00  
Assembled & Tested \$250.00


## S.D. Computer Products VERSA-FLOPPY

Kit \$159.95  
Assembled & Tested \$239.00

## EXPANDOR'S BLACK BOX PRINTER

This 64-character ASCII impact printer with 80-column capability is portable and uses standard 8 1/2" paper and regular typewriter ribbon. Base, cover and parallel interface are included. Assembled and complete with manual and documentation.

**only \$470.00**



(90 day manufacturer's warranty)

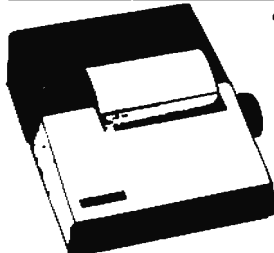
TRS-80 Interface Cable for Black Box Printer with mating connectors. \$48.00 (must be used with expansion module, +8v-1 amp power supply required.)

Power Supply for TRS-80/Black Box Printer \$49.00

## TRENDCOM 100 Intelligent Printer

**\$345**

Interface & Cable for TRS-80  
**\$45.00**



Interface & Cable for Apple  
**\$60.00**

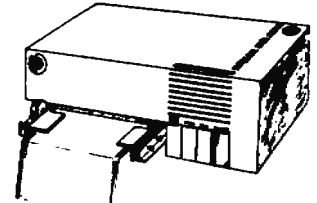
- 40 character per second rate
- Low cost thermal paper
- 96 character set
- Microprocessor controlled
- Bidirectional look-ahead printing
- Quiet operation
- No external power supplies
- Only two driven parts
- High reliability
- Clear 5 x 7 characters
- Attractive metal and plastic case
- 2 rolls of paper for \$5.00

## Integral Data Systems



Check the impressive features on Integral's IP-125 Impact Printer

**only \$799**



### LOADED WITH EXTRAS AT NO EXTRA COST


• Microprocessor controller • Serial RS232C Interface • Parallel TTL level interface • Full upper and lower case ASCII character set (96 characters) • Full 8 1/2" wide paper • Line length of 80 columns at 10 characters per inch • Impact printing • 7 x 7 dot matrix • Ordinary paper: roll, fanfold, or sheet • Serial baud rate to 1200 bits per second • Multiple line buffer of 256 characters • Instantaneous print rate to 100 characters per second • Multiple copies without adjustment • Reinking ribbon mechanism • Front panel operator controls • Attractive table top console

### IP-225 Integral Data System IP-225 Tractor Feed Printer

- All standard features of IP-125
  - Tractor feed paper drive
  - Forms Control Option (P1250)
- \$949**

### IP-125 Integral Data System IP-125 Friction Feed Printer

- 96 upper & lower case ASCII character set
  - Enhanced character control
  - Serial RS232C Interface (std. factory wiring)
  - Parallel TTL Interface (factory wired on req.)
  - 80 column line
  - 256 byte multiline buffer
- \$799**



## 3690-12 CARD EXTENDER

Card Extender has 100 contacts, 50 per side on 125 centers. Attached connector is compatible with S-100 Bus Systems.  
3690 & S-1224 pin, 158 extra Extenders \$12.00



Gen Purpose DIP boards with Bus Pattern for Solder or Wire Wrap Epoxy Glass 1/16" 44 pin con spaced 156

3677 9.8" x 4.5" ..... \$10.00  
3677-2 8.5" x 4.5" ..... \$9.74

## Vector Plugboards 8800V

Universal Microcomputer/processor plugboard. Use with S-100 bus Computer with heat sink & hardware 5.3" x 10" x 1/16"

### 8801-1

Same as 8800V except plain less power buses & heat sink

	14	59	10-24
8800V	19.95	17.95	16.96
8801-1	14.95	13.46	11.96



P pattern plugboards for IC's Epoxy Glass 1/16" 44 pin con spaced 156

3682 6.5" x 4.5" ..... \$7.85  
3682-2 9.8" x 4.5" ..... \$11.45



Hi Density Dual In Line Plugboard for Wire Wrap with Power & Gnd Bus Epoxy Glass 1/16" 44 pin con spaced 156

3682 9.8" x 4.5" ..... \$10.97  
3682-2 6.5" x 4.5" ..... \$8.81

PLACE ORDERS TOLL FREE: 800/421-5809 Continental U.S.  
800/262-1710 Inside California

**LEEDX MONITOR**

- 12" Black and White
- 12MHZ Bandwidth
- Handsome Plastic Case

**\$139.00**

**THE KIM 1**

**\$179**

CASES — \$29.95

KIM-1 Module monitor, programs stored in 2048 ROM Bytes, User Manual, Wall size schematic, Hardware manual, Programming manual, Programmers reference card, and Keyboard display.

**FREE SYM-1 \$245**

6502 — based single board computer with keyboard/display, KIM-1 hardware compatible, complete documentation.

**SYM-1 CASE \$39.95**

**MICROPROCESSORS**

8085	\$16.95
8080	\$20.00
8080A	\$14.95
8085	\$17.95
8085	\$11.95
8085	\$16.95
8085	\$25.00
8085	\$12.45
8085	\$20.00
8085	\$21.00
8085	\$10.00
8085	\$23.00
8085	\$49.95

**8080A SUPPORT DEVICES**

8212	\$ 2.90
8214	\$ 4.65
8216	\$ 2.75
8224 (2MHz)	\$ 4.30
8224-4 (4MHz)	\$ 9.95
8226	\$ 2.75
8228	\$ 6.40
8238	\$ 6.40
8243	\$ 6.00
8251	\$ 7.50
8253	\$20.00
8255	\$ 6.45
8257	\$20.00
8259	\$20.00
8275	\$75.00
8279	\$18.50

**USRT**

S2350	\$10.95
-------	---------

**UARTS**

AV5 1013A	\$ 5.25
AV5 1013A	\$ 8.25
TR1602B	\$ 5.25
TM56011	\$ 5.95
IM6403	\$ 9.00

**BAUD RATE GENERATORS**

MC14411	\$10.00
14411 Crystal	\$ 4.95

**6800 PRODUCT**

6810P	\$ 4.00
6820P	\$ 6.60
6821P	\$ 6.60
6828P	\$11.25
6834P	\$16.95
6850P	\$ 8.65
6852P	\$11.00
6860P	\$ 9.25
6862P	\$12.00
6871P	\$28.75
6875P	\$ 8.75
6880P	\$ 2.50

**CHARACTER GENERATORS**

2513 Upper (-12V)	\$ 6.75
2513 Lower (-12V)	\$ 6.75
2513 Upper (5V0it)	\$ 9.75
2513 Lower (5V0it)	\$10.95
MCM6571 up scan	\$10.95
MCM6571A down scan	\$10.95

**PROMS**

1702A	\$5.00
2708	\$ 9.95
2716 (5+12) T1	\$60.00
2716 (5v) INTEL	\$60.00
2758 (5v)	\$30.00

**DYNAMIC RAMS**

416D/416 (200ns)	\$12.50
2104/4096	\$ 3.00
21076-4	\$ 3.95
TMS4027/4096 (300ns)	\$ 4.00

**STATIC RAMS**

21L02 (450ns)	\$ 1.50
21L02 (250ns)	\$ 1.75
2101-1	\$ 2.95
2111-1	\$ 3.25
2112-1	\$ 2.95

**FLOPPY DISK CONTROLLERS**

1771901	\$39.95
1791	\$49.95

**KEYBOARD CHIPS**

AY5-2376	\$13.75
AY5-3600	\$13.75
MM5740	\$18.00

**JADE'S DOUBLE DENSITY Controller Board**

KIT: \$249.00  
Assmb. & Tstd: \$299.00

- Single or Double Density Recording
- Full Size or Mini Floppy
- CP/M Compatible in either density
- Programmed Data Transfer, no DMA
- Controls up to 8 drives
- IBM format in either density
- Software Selectable Density

This controller utilizes the proven reliability of the IBM standard format as well as the latest phase-locked-loop for data separation. All clocks are generated from an on-board crystal oscillator. Right precompensation is used to enhanced data recovery reliability in the double density mode. Density selection is entirely transparent to the user. Single and double density diskettes can be mixed on the same system.

**NEW! JADE Z80 BOARD**

IMPROVED DESIGN AND FEATURES

- ON BOARD 2708 or 2716 EPROM
- VERY RELIABLE AT 4 MHZ OR 2 MHZ
- POWER ON JUMP AND RESET
- ON BOARD USART (8251)

<b>2MHz</b>	
Kit	\$135.00
Assembled & Tested	\$185.00
<b>4 MHz</b>	
Kit	\$149.95
Assembled & Tested	\$199.95
Bare Board	\$ 35.00

**JADE 8080A**

with full documentation

Kit	\$100.00
Assembled & Tested	\$149.95
Bare Board	\$ 30.00

**EPROM BOARD KITS**

JG8 16 (uses 2708 or 2716) \$69.95

**Rockwell AIM-85: The Head-Start in Microcomputers**

A KIM-1 compatible machine with on-board printer and a real keyboard!

**\$375.00 w/1K RAM**  
**\$450.00 w/4K RAM**

- 4K assembler/editor in ROM: \$ 80.00
- 8K BASIC in ROM: \$100.00
- Power supply: \$ 59.95
- Case for AIM-65: \$ 49.95

Special Package Price: \$599.00  
AIM-65 (4K), Power Supply, Case, and 8K BASIC ROM



**DYNABYTE Naked Terminal**

**\$350.00**

- FEATURES & BENEFITS**
- 80 character by 24 line format (Model 57)
  - Completely self contained terminal electronics, just add CCTV monitor and key board
  - No support software required
  - Switch selectable modes: Half Duplex, Full Duplex, Block mode
  - Block mode allows for editing before transmit
  - Keyboard interface provided
  - Fully assembled, socketed, tested, burned in, and guaranteed for a full year from date of purchase
  - Video is switch selectable "Black-on-White" or "White-on-Black"

**S-100 EDGE CONNECTORS**

Solder tail	\$3.25 each
10 for \$35.00	
Wire wrap	\$4.00 each
10 for \$40.00	

**TEXTTOOL ZIP\***

**DIP® II Sockets**



**\*ZERO**

**INSERTION FORCE sockets**

16 pin Zip Dip II	\$5.50
24 pin Zip Dip II	\$7.50
40 pin Zip Dip II	\$10.25

**JADE Computer Products**

4901 W ROSECRANS AVENUE Telephone  
Department "F" 3 (213) 679-3313  
HAWTHORNE, CALIFORNIA 90250 (800) 421-5809 Continental U.S.  
U.S.A (800) 262-1710 Inside California



Cash, checks, money orders, and credit cards accepted. Add freight charge of \$2.50 for orders under 10 lbs. and \$1.00 service charge for orders under \$10.00. Add 6% sales tax on all parts delivered in California. Discounts available at OEM quantities.

**WRITE FOR OUR FREE CATALOG**  
All prices subject to change without notice.

**Jade Memory Expansion Kits for TRS-80 and Apple!**

4116's

Everything a person needs to add 16K of memory. Chips come neatly packaged with easy to follow directions. In minutes your machine is ready for games and more advanced software.

**\$82.00**

**"IMSAI"-TYPE CARD GUIDE SPECIAL:**

Regular Price 30¢ each  
**SPECIAL: 10 for \$1.00!**

**New Prices**

**DYNAMIC RAM BOARDS EXPANDABLE TO 64K**

**32K VERSION • KITS**

Uses 4115 (8Kx1, 250ns) Dynamic RAM's, can be expanded in 8K increments up to 32K:

8K	\$159.00	24K	\$249.00
16K	\$199.00	32K	\$299.00

**4115 SALE**  
8 for \$39.95

**64K VERSION • KITS**

Uses 4116 (16Kx1, 200ns) Dynamic RAM's, can be expanded in 16K increments up to 64K:

16K	\$249.00	48K	\$469.00
32K	\$369.00	64K	\$569.00

**★ STATIC RAM SPECIALS ★**

2114's, low power (1024x4)

	1-15	16-99	100+
450ns	8.00	6.95	5.50
300ns	9.00	8.00	6.50

TMS4044/MM5257, low power

450ns	8.00	7.50	6.50
300ns	9.95	8.75	8.00

4200A (4Kx1, 200ns)

	9.95	8.50	8.00
--	------	------	------

410D (4K x 1, 200 ns)

	8.25	7.00	6.75
--	------	------	------

**STATIC RAM BOARDS**

**JADE 8K**

Kits:	450ns	\$125.95
	250ns	\$149.75
Assembled & Tested:	450ns	\$139.75
	250ns	\$169.75
Bare Board:		\$ 25.00

16K — Uses 2114's (low power)

Assembled & Tested:	RAM 16 (250ns)	\$375.00
	RAM 16B (450ns)	\$325.00

16K with memory management

Assembled & Tested:	RAM 65 (250ns)	\$390.00
	RAM 65B (450ns)	\$350.00

32K Static

Assembled & Tested:	250ns	\$795.00
	450ns	\$725.00
	250ns Kit	\$575.00

### Full Standard PILOT on PET

Commodore PET owners can get full standard PILOT on a minimum size PET with the PETPILOT language processor and editor which is suitable for preparing long programs of up to 80,000 characters. The product features full BASIC in compute statements as well as two new keywords designed to make PILOT programming easier and faster. All language features of the most recent PILOT standard are implemented. Only the tape drive supplied with the PET is required to run any PILOT program. While simple PILOT programs can be created on a single drive PET, authors writing long

programs will need the second cassette drive offered by Commodore.

The package offered by the PET-PILOT project contains both programs, a sample PILOT program, a teacher's manual, a quick reference card, and licenses to run the programs on a single PET. A tutorial course of 4 one hour lessons in effective use of PILOT is also available. The basic package costs \$12, and the tutorial is an extra \$8. Both products can be ordered by specifying the PET serial number to be licensed. For further information contact Dave Gomberg, 7 Gateview Ct, San Francisco CA 94116.

Circle 620 on inquiry card.

### FORTRAN Compiler for 6800 Produces Relocatable Object Code

A FORTRAN compiler for 6800 microprocessors, which produces relocatable object code in a Motorola compatible format, has been introduced by Smoke Signal Broadcasting, 31336 Via Colinas, Westlake Village CA 91361. Programs are compiled to run under the company's DOS-68 disk operating system for scientific applications, number crunching and multidimensional array processing. The compiler is also comple-

mented by Smoke Signal's Linking Loader for loading the object listing into any portion of memory specified.

Requiring 24 K bytes of user programmable memory, the compiler has a data initialization capability, features arithmetic and logical IF statements, and handles sequential access files so that up to four files can be opened at any one time. FORTRAN library subroutines can also be built.

The 6800 FORTRAN compiler is priced at \$99.

Circle 621 on inquiry card.

### KIM-1 Control System

PCROS is a Process Control Real-time Operating System for the KIM-1 microcomputer board. The operating system is designed to function in the 1 K byte KIM-1 programmable memory. PCROS can control up to twelve switches and is driven by a real time clock routine that makes use of the KIM-1 timer and interrupt circuitry.

A process control language interpreter has been included as an integral part of PCROS. The interpreter utilizes the on board KIM-1 keyboard and display. The process control language interpreter provides nine commands for application program development: set switches, hold full-second current settings (up to 255), hold quarter-second current settings (up to 255), repeat command sequence, reset repeat loop, go to subroutine, return from subroutine, load and execute next program (from cassette tape), and halt. Application programs can contain up to 56 commands.

PCROS on KIM format cassettes with users manual is priced at \$14.95. The assembly listing is available for \$24.95. For further information contact H Geller Computer Systems, POB 350, New York NY 10040.

Circle 622 on inquiry card.

# SOFTSPOT™


PERSONAL COMPUTING SOFTWARE FOR APPLE®, PET®, AND TRS-80®

**APPLE • COMMODORE • POWERSOFT  
GRT • PERSONAL SOFTWARE • P.D.I. • SOFTAPE**

EXCLUSIVELY AT ALL PARTICIPATING **ComputerLand®** STORES.



## 16K EPROM CARD-S 100 BUSS



**\$59.95**  
KIT

OUR  
BEST  
SELLING  
KIT!


USES 2708's!

Thousands of personal and business systems around the world use this board with complete satisfaction. Puts 16K of software on line at **ALL TIMES!** Kit features a top quality soldermasked and silk-screened PC board and first run parts and sockets. All parts (except 2708's) are included. Any number of EPROM locations may be disabled to avoid any memory conflicts. Fully buffered and has WAIT STATE capabilities.

OUR 450NS 2708'S  
ARE \$8.95 EA. WITH  
PURCHASE OF KIT

ASSEMBLED  
AND FULLY TESTED  
ADD \$25

## 8K LOW POWER RAM KIT-S 100 BUSS 250 NS SALE!



ADD \$5  
FOR  
250NS!

**\$129** KIT

(450 NS RAMS!)

Thousands of computer systems rely on this rugged, work horse, RAM board. Designed for error-free, NO HASSLE, systems use.

### KIT FEATURES:

1. Doubled sided PC Board with solder mask and silk screen layout. Gold plated contact fingers.
2. All sockets included.
3. Fully buffered on all address and data lines.
4. Phantom is jumper selectable to pin 67.
5. FOUR 7805 regulators are provided on card.


Blank PC Board w/Documentation \$29.95  
Low Profile Socket Set...13.50  
Support IC's (TTL & Regulators) \$9.75  
Bypass CAP's (Disc & Tantalums) \$4.50

ASSEMBLED AND FULLY  
BURNED IN ADD \$30

## 16K STATIC RAM KIT-S 100 BUSS

**\$295** KIT

FULLY  
STATIC, AT  
DYNAMIC PRICES



### WHY THE 2114 RAM CHIP?

We feel the 2114 will be the next industry standard RAM chip (like the 2102 was) This means price, availability and quality will all be good! Next, the 2114 is FULLY STATIC! We feel this is the ONLY way to go on the S-100 Buss! We've all heard the HORROR stories about some Dynamic Ram Boards having trouble with DMA and FLOPPY DISC DRIVES. Who needs these kinds of problems? And finally, even among other 4K Static RAM's the 2114 stands out! Not all 4K static Rams are created equal! Some of the other 4K's have clocked chip enable lines and various timing windows just as critical as Dynamic RAM's. Some of our competitor's 16K boards use these "tricky" devices. But not us! The 2114 is the ONLY logical choice for a trouble-free, straightforward design.

### KIT FEATURES:

1. Addressable as four separate 4K Blocks.
2. ON BOARD BANK SELECT circuitry. (Cromemco Standard!). Allows up to 512K on line!
3. Uses 2114 (450NS) 4K Static Rams
4. ON BOARD SELECTABLE WAIT STATES.
5. Double sided PC Board, with solder mask and silk screened layout. Gold plated contact fingers
6. All address and data lines fully buffered
7. Kit includes ALL parts and sockets
8. PHANTOM is jumpered to PIN 67
9. LOW POWER - under 2 amps TYPICAL from the +5 Volt Buss.
10. Blank PC Board can be populated as any multiple of 4K

BLANK PC BOARD W/DATA—\$33

LOW PROFILE SOCKET SET—\$12  
SUPPORT IC'S & CAPS—\$19.95


ASSEMBLED & TESTED—ADD \$30  
2114 RAM'S—8 FOR \$69.95

## COMPLEMENTARY POWER TRANSISTORS

SILICON NPN AND PNP. TO-220 CASE.  
VCEO - 40V PD - 30 WATTS  
FOR AUDIO POWER AMPS, ETC

TIP29 - NPN  
TIP30 - PNP

YOUR CHOICE  
3 FOR \$1



## 16K DYNAMIC RAM CHIP

16K X 1 Bits. 16 Pin Package. Same as Mostek 4116-4. 250 NS access 410 NS cycle time. Our best price yet for this state of the art RAM 32K and 64K RAM boards using this chip are readily available. These are new, fully guaranteed devices by a major mfg VERY LIMITED STOCK!

8 FOR \$89.95

NOT ASSOCIATED  
WITH  
DIGITAL RESEARCH  
OF CALIFORNIA,  
THE SUPPLIERS OF  
CFM SOFTWARE.

450 NS! **2708 EPROMS**  
Now full speed! Prime new units from a major U.S. Mfg. 450 N.S. Access time. 1K x 8. Equiv. to 4-1702 A's in one package.

~~\$15.75 ea.~~

**\$9.95**

4 FOR \$50.00

PRICE CUT

## NATIONAL SEMICONDUCTOR **NEW!** CAR CLOCK MODULE - #MA6008

**\$6.99** each

Originally used by HYGAIN to indicate time and channel on an expensive C.B. Mini size, self contained module. Not a Kit. Four digits plus flashing indicator for seconds. Includes MM5369 and 3.58 MHZ crystal for super accurate time base. With hookup data.

INCLUDES CRYSTAL TIMEBASE!  
WORKS ON 12 VDC!

MFGR'S CLOSEOUT  
LIMITED QTY.

## Z-80 PROGRAMMING MANUAL

By MOSTEK, or ZILOG. The most detailed explanation ever on the working of the Z-80 CPU CHIPS. At least one full page on each of the 158 Z-80 instructions. A MUST reference manual for any user of the Z-80. 300 pages. Just off the press.

**\$12.95**

GENERAL INSTRUMENT  
FULL WAVE BRIDGE  
4 AMP 600 PIV

3/4 IN SQUARE - WITH LUGS

**75¢** ea. 3 FOR \$2

LOOK!

#LM-1

## EXPERIMENTER'S HEATING PLATE

Large Manufacturers Surplus. 5 1/2 x 10 1/2 in. Made of 3/8 in. tempered glass with heating element laminated on back. Works off 120 VAC. Protected by thermostat and two thermal fuses. Rated 120 Watts. Use for any heating applications. Perfect for heating ferric chloride to increase PC Board etching efficiency. Units are brand new, non-submersible.

WHILE THEY LAST—\$2.99 each

## MALLORY COMPUTER

GRADE CAPACITOR  
30,000 MFD 15 WVDC  
Small: 3 x 2 inches  
\$1.99 ea. 3 For \$4.99

New! REAL TIME  
Computer Clock Chip  
N.S. MM5313. Features  
BOTH 7 segment and  
BCD outputs. 28 Pin  
DIP. \$4.95 with Date

## "THE COLOSSUS"

FAIRCHILD SUPER JUMBO LED READOUT  
A full .80 inch character. The biggest readout we have ever sold! Super efficient. Compare at up to \$2.95 each from others!  
YOUR CHOICE  
FND 843 Common Anode **\$1.49** ea  
FND 850 Common Cathode (6 for \$6.95)

## Digital Research Corporation

(OF TEXAS)

P.O. BOX 401247Y GARLAND, TEXAS 75040 • (214) 271-2461

TERMS: Add 30¢ postage, we pay balance. Orders under \$15 add 75¢ handling. No C.O.D. We accept Visa, MasterCard, and American Express cards. Tax Res add 5% Tax. Foreign orders (except Canada add 20% P & H 90 Day Money Back Guarantee on all items.

# The COMPUTER FACTORY

TO ORDER CALL TOLL FREE 800-223-7318



**COMMODORE "PET"**

only **\$795** USED \$549

- 14K ROM Operating system
- 8K RAM Memory
- 9" Video Monitor
- Built in Keyboard
- Digitally controlled tape

Best value in personal computers, along with the latest in peripherals are always in stock at the COMPUTER FACTORY



**\$1495 Complete**  
16K Model add \$200  
32K Model add \$500



only **\$4145**

**BILLINGS MICROSYSTEM EXPANDABLE TO 2 MEGABYTES NEW!**

features:

- 12" CRT
- 64K RAM
- Z-80
- Dual mini floppy
- 320 K Storage
- Graphics
- 94 Keys
- 2 RS-232 ports
- 1 parallel port

**BUSINESS SOFTWARE AVAILABLE!**

**NEW! PET BUSINESS SYSTEM**

The PET is now a truly sophisticated Business System with the Floppy Disk and Printer which makes an ideal cost efficient business system for most professional and specialized fields: medicine, law, research, engineering, education, etc.



**PET 2001 - 16K \$995 32K \$1295**

- 16 or 32K Bytes Dynamic RAM • 14K Operating System
- Upper/Lower Case and Graphics
- Full Sized Business Keyboard
- Full Screen Editing
- Operating system will support multiple Languages (BASIC resident)
- Machine Language Monitor
- 8K ROM Expansion Sockets
- 8" CRT

**CompuColor II**

COMPUCOLOR II Disk Based Model 3 Advanced hardware and software technology gives you:

- 11" Color Display
- Advanced Color Graphics
- 51K Disk Built-In
- 16K ROM Operating System
- 8K RAM User Memory
- 4K RAM Refresh
- 8088 Microprocessor
- RS-232 I/O

Every unit comes with an extended DISK BASIC that has full file management capability resident in the COMPUCOLOR II in 16K of RAM. There is nothing but COMPUCOLOR II has the power to handle complex tasks and small business applications. An impressive software library supplements your own creativity.



**APPLE II**

APPLE II is a completely enclosed computer system with BASIC in ROM but ASCII keyboard in a lightweight molded carrying case. Expandable to 128K.

APPLE II Box \$595  
APPLE II in ROM \$209  
Interface Cards \$119

**MICROPRODUCTS**

- LPRINT Page \$ 99.95
- LPRINT Stack Adap \$ 49.95
- APPLE II Modem \$129.95

**PERIPHERALS FOR PET**

- 24K Memory Expansion .... \$499
- 16K Memory Expansion .... 399
- PET to RS232 Serial .... 169
- 2 Way Serial/Communication 2-9
- Modern Board for PET .... 375
- Analog to Digital Board For 16 Devices ..... 275
- Second Cassette Drive .... 95
- Parallel Printer Interface .. 199

**BUSINESS COMPUTER IMSAI**

The low cost solution for all small business problems. A wide variety of software is available for all your needs.

PCS series include dual floppies 32K RAM I/O DOS BASIC

- PCS-42 (400KB) \$3295
- PCS-44 (780KB) \$3995
- VDP-42 series adds video terminal keyboard and VIO to above
- VDP-42 \$6995
- VDP-44 \$5695
- VDP-80 \$7995

**SUPER SOFTWARE**

**Word Processing For PET**

This super advanced full function program will allow you to create text from PET or terminal keyboard.

• INSERT • DELETE • CENTER • UNDERLINE • FULL SCREEN EDITING • MOVE LINES OR BLOCKS • SAVE TEXT ON TAPE • AUTO PRINT FEATURE...\$45

**Apple's Moving Average Plot Program**

This fantastic program disk allows the statistician, mathematician, trader in stocks, money or commodities, the ability to maintain 30 database series of up to 300 values and plot 3 different moving averages of a series at the same time, in 3 different colors. Files can be updated, deleted, changed, extended, etc.

A sure value disk at only \$40!  
Word Processing For Apple on disk...\$50

**PET PRINTERS**

2023 \$849  
2022 \$995 (Includes Tractors)

- Bottom and Rear Tractor Feed
- 8 1/2" Paper Width
- 6504 Microprocessor
- 150 cps Bi-directional
- 4K ROM • 1/2K RAM
- Upper/Lower Case and Graphics
- 7 x 6 Dot Matrix

**SORCERER**

**SPECIAL 12" Video Monitor for SORCERER (\$299 value) ONLY**

**\$125 with 8K unit**  
**95 with 16K unit**  
**65 with 32K unit**

by ENR:

- 120 Pinpoint
- Raycast and Mirror Pin
- 8K RAM (up to 32K)
- Dual and Parallel I/O
- Dual Console I/O
- 30 x 40 Display
- 4 1/2" Console
- 44 Year Lifetime Warranty
- 24 x 312 Resolution Displays

Monitor design allows use of both composite and RGB PAL signals for better image reproduction. 100% APT. SERIAL PLUG PORTS for 2nd disk (no pin size) and for standard console system.

**ANDERSON JACOBSON**



841 I/O Terminal  
Ideal for word processing and small business

- ASC II Code
- 15 cps Printout
- High Quality Selective Printing
- Use Keyboard for PET
- Reliable heavy duty Mechanism
- Completely Refurbished by A.J.
- Service in 15 Major Cities

Parallel \$1095  
Serial \$1195

**PET MUSIC BOX**

Add music and sound effects to your programs. Compose, play, and hear music on your pet. Completely self-contained (no wiring). Free 3 programs including Star Wars theme, sound effects, etc. \$39.



**DUAL DRIVE FLOPPY DISK 2040 \$1295**

- 360 K Bytes Storage
- High Speed Data Transfer
- Plugs into IEEE Port
- 6504 Microprocessor
- 8K ROM Operating System
- 8K ROM Encoding and Decoding
- 4K RAM
- Uses Single or Dual sided Diskettes

**SINGLE DRIVE FLOPPY UNIT 2041 \$895**

- Intelligent mini floppy
- 171 K net user storage

**SALE**

Come In Or Call For Special Low Prices WE'RE MOVING TO LARGER QUARTERS AND MUST SELL EVERYTHING IN OUR INVENTORY

**RADIO SHACK • PET • SORCERER • APPLE • COMPUCOLOR • ETC. PRINTERS • PRINTERS • PRINTERS**

Free COMPUTER FACTORY extensive inventory and wide selection of computer printers assures you of finding the printer AXIOM (Parallel) ..... \$1000  
AXIOM (Serial) ..... 820  
TRENDCOM ..... 978  
INTEGRAL DATA ..... 795  
QUME or DIABLO ..... \$400

best suited for your needs and specifications. The following printers well with all known personal computers.

Master Charge Min Credit Card Order \$75  
Open Mon.-Fri. 10-6  
Sat. 10-4

N.Y. residents add 8% sales tax • Same day shipment on prepaid and credit card orders  
• Add \$5 shipping for computers \$3 for boards. \$25 each cassette tape

**INTERTEC'S**

INTERTUBE video terminal  
Full screen editing 24 x 80 display and microprocessor controlled. Only \$470.



**SPECIAL SALE**  
Buy any computer and take 10% off price of printer of your choice

**FREE** 32K of Software with purchase of any computer in this ad.

TO ORDER CALL TOLL FREE 800-223-7318

**The COMPUTER FACTORY** 485 Lexington Avenue 750 Third Avenue New York, N.Y. 10017  
(212) 687-5001 (212) PET-2001 Foreign order desk • Telex 640055

## North Star Utilities Package

With these programs the user can:

Read a basic program directly from a disc and list all variables appearing in the program (Listings can be made of variables versus line numbers or line numbers versus variables.)

Selectively print out any statement, function or command versus the line numbers that it appears in


Print out a "flow chart" of the basic program

This package is essential for examining and modifying basic programs. It is provided on a North Star Diskette for \$15.00.

**Potter's Programs**  
22444 Lakeland  
St. Clair Shores, MI 48081  
(313) 573-8000

Circle 310 on inquiry card.

## SUPPLIES



- FLOPPY DISKS, MINI OR STANDARD MEMOREX DR 3M
- 3M DATA CARTRIDGES DC300A, DC100A
- 3M DIGITAL CASSETTES
- 3M DR MEMOREX AUDIO CASSETTES, C-60
- 3M DISK CARTRIDGES

### WE OFFER:

- COMPETITIVE PRICING
- IMMEDIATE DELIVERIES (Any Quantity)
- UNCONDITIONAL GUARANTEE

BETA BUSINESS SYSTEMS  
8289 VICKERS ST., #6  
SAN DIEGO, CA 92111  
(714) 596-4505



Circle 27 on inquiry card.

## CRT INTERFACES black - white/color

- Monitors • Combination Revr/monitor sets
- Modulator kits • B-W Cameras • Color Cameras • Audio Subcarrier kits • Parts



WRITE or PHONE for DETAILS & PRICING.

DIAL: 402-987-3771

Dealers welcomed. Well established program.

13-B  
Broadway

**ATV Research**

Dakota City,  
NE. 68731

Circle 19 on inquiry card.

## SHORT CASSETTES



List \$1.00 10 for \$7.50 50 for \$32.50

MICROSETTE CO.

777 Palomar Ave. • Sunnyvale, CA 94086

### Duplication Services

Microsette also offers professional duplication services for Commodore PET and Radio Shack TRS-80 Level I and Level II cassettes. Our service provides mastering, quality control, all material including two-piece box, affixing of your labels or supplying our blank labels and shipping. Prices start at \$2.00 each in 100 quantity.

MICROSETTE CO.

777 Palomar Ave. • Sunnyvale, CA 94086

Circle 229 on inquiry card.

## BASIC SUBROUTINE LIBRARY Volume 1

- ARRAYS - minimum, maximum, sums, searching, sorting.
- MATRIX ALGEBRA - addition, subtraction, multiplication, transposition, determinant, inversion.
- SIMULTANEOUS EQUATIONS - non-symmetrical, symmetrical, banded, three-diagonal.

Any routine you'll ever need, involving arrays, matrix algebra or simultaneous equations, can be found in this comprehensive collection of subroutines, compatible with any version of BASIC having subscripted variables.

Numerous examples show how to incorporate those subroutines into your programs or how to use them as stand alone programs.

Order now and save days of work.

\$18.00 U.S. plus \$2.00 for handling and postage.

VM Professional Application Software, Inc.  
2703 Bainbridge Avenue  
BURNABY, B.C. V5A 2S7

Circle 379 on inquiry card.

ADVERTISE YOUR PROGRAMS IN OUR NEW

# Computer Software Directory

FOR AS LITTLE AS \$20/YEAR!

EVEN IF YOU ONLY HAVE ONE

PROGRAM TO SELL, WRITE:

**CYBERTRON**  
P.O. BOX 5056  
BETHLEHEM, PA. 18015

Circle 90 on inquiry card.

## RECYCLE(D) COMPUTERS

BUY ☆ SELL ☆ SWAP

Hardware & Software

NEW PRODUCT ANNOUNCEMENTS  
22 PRICES

Mailed 1st Class every 3 Weeks

1 yr. (18 issues) ☆ \$3.75

ON\_LINE



Dist. Britic. Distrib. .... Est. 1973

24898 Santa Cruz Hwy. • Los Gatos, CA 95030

1st 300 MAY 10 2ND 300 JUN 10 3RD 300 JUL 10 4TH 300 AUG 10 5TH 300 SEP 10 6TH 300 OCT 10 7TH 300 NOV 10 8TH 300 DEC 10

FREE SAMPLE ISSUE

Circle 288 on inquiry card.

## TRS - 80

SPECIAL PROMOTION SALE

SAVE 10%, 15% or more on ALL Computers, Peripherals, Software, and ALL other fine Radio Shack® products.

NO TAXES on out-of-state shipments.

FREE Surface delivery in U.S.  
WARRANTIES will be honored by your local Radio Shack® store.

Offered exclusively by

**Radio Shack®**

Authorized Sales Center

1117 Conway

Mission, Texas 78572

(512) 585-2765



Circle 314 on inquiry card.

## FLOPPY DISK REPAIR



- PerSci and Shugart
- Quick turnaround
- Factory trained on PerSci



COMPUTER SERVICE CENTER

7501 Sunset Blvd

Hollywood CA 90046

213-851-2226

Circle 77 on inquiry card.



## TRS-80 E.S. SERIAL I/O

- Can input into basic
- Can use LIST and LPRINT to output, or output continuously
- RS-232 compatible
- Can be used with or without the expansion bus
- On board switch selectable baud rates of 110, 150, 300, 600, 1200, 2400, parity or no parity odd or even, 5 to 8 data bits, and 1 or 2 stop bits. D.T.R. line
- Requires +5, -12 VDC
- Board only \$19.95 Part No. 8010, with parts \$59.95 Part No. 8010A, assembled \$79.95 Part No. 8010 C. No connectors provided, see below.



EIA/RS-232 connector Part No. DB25P \$6.00, with 9' 8 conductor cable \$10.00 Part No. DB25P2



3' ribbon cable with attached connectors to fit TRS-80 and our panel board \$19.95 Part No. 3CAB4C

## MODEM\*

- Type 103
- Full or half duplex
- Works up to 300 baud
- Originate or Answer
- No coils, only low cost components
- TTL input and output-serial
- Connect 8 Ω speaker and crystal mic. directly to board
- Uses XR FSK demodulator
- Requires +5 volts
- Board only \$7.60 Part No. 109, with parts \$27.50 Part No. 109A



## VERBATIM MINIDISK



Box of 10 \$29.95

## APPLE II\* SERIAL I/O INTERFACE



Baud rate is continuously adjustable from 0 to 30,000

- Plugs into any peripheral connector
- Low current drain. RS-232 input and output
- On board switch selectable 5 to 8 data bits, 1 or 2 stop bits, and parity or no parity either odd or even
- Jumper selectable address
- SOFTWARE
- Input and Output routine from monitor or BASIC to teletype or other serial printer
- Program for using an Apple II for a video or an intelligent terminal. Also can output in correspondence code to interface with some electrics.
- Also watches DTR
- Board only \$15.00 Part No. 2, with parts \$42.00 Part No. 2A, assembled \$62.00 Part No. 2C

## 8K EPROM PICEON

Saves programs on PROM permanently (until erased via UV light) up to 8K bytes. Programs may be directly run from the program saver such as fixed routines or assemblers.

- S-100 bus compatible
- Room for 8K bytes of EPROM non-volatile memory (2708's)
- On-board PROM programming
- Address relocation of each 4K of memory to any 4K boundary within 64K
- Power on jump and reset jump option for "turnkey" systems and computers without a front panel
- Program saver software available
- Solder mask both sides
- Full silkscreen for easy assembly. Program saver software in 1 2708 EPROM \$25. Bare board \$35 including custom coil, board with parts but no EPROMS \$139, with 4 EPROMS \$179, with 8 EPROMS \$219.



## T.V. TYPEWRITER

- Stand alone TVT
- 32 char/line, 16 lines, modifications for 64 char/line included
- Parallel ASCII (TTL) input
- Video output
- 1K on board memory
- Output for computer controlled cursor
- Auto scroll
- Non-destructive cursor
- Cursor inputs: up, down, left, right, home, EOL
- EOS
- Scroll up, down
- Requires +5 volts at 1.5 amps, and -12 volts at 30 mA
- All 7400, TTL chips
- Char. gen. 2513
- Upper case only
- Board only \$39.00 Part No. 106, with parts \$145.00 Part No. 106A



## TAPE \* INTERFACE

- Play and record Kansas City Standard tapes
- Converts a low cost tape recorder to a digital recorder
- Works up to 1200 baud
- Digital in and out are TTL-serial
- Output of board connects to mic. in of recorder
- Earphone of recorder connects to input on board
- No coils
- Requires +5 volts, low power drain
- Board only \$7.60 Part No. 111, with parts \$27.50 Part No. 111A



## UART & BAUD RATE GENERATOR\*

- Converts serial to parallel and parallel to serial
- Low cost on board baud rate generator
- Baud rates: 110, 150, 300, 600, 1200, and 2400
- Low power drain +5 volts and -12 volts required
- TTL compatible
- All characters contain a start bit, 5 to 8 data bits, 1 or 2 stop bits, and either odd or even parity.
- All connections go to a 44 pin gold plated edge connector
- Board only \$12.00 Part No. 101, with parts \$35.00 Part No. 101A, 44 pin edge connector \$4.00 Part No. 44P




## HEX ENCODED KEYBOARD

E.S. This HEX keyboard has 19 keys, 16 encoded with 3 user definable. The encoded TTL outputs, B-4-2-1 and STROBE are debounced and available in true and complement form. Four onboard LEDs indicate the HEX code generated for each key depression. The board requires a single +5 volt supply. Board only \$15.00 Part No. HEX-3, with parts \$49.95 Part No. HEX-3A. 44 pin edge connector \$4.00 Part No. 44P.



## RS-232/ TTL\* INTERFACE

- Converts TTL to RS-232, and converts RS-232 to TTL
- Two separate circuits
- Requires -12 and +12 volts
- All connections go to a 10 pin gold plated edge connector
- Board only \$4.50 Part No. 232, with parts \$7.00 Part No. 232A 10 Pin edge connector \$3.00 Part No. 10P



## RS-232/ TTY\* INTERFACE

- Converts RS-232 to 20mA current loop, and 20mA current loop to RS-232
- Two separate circuits
- Requires +12 and -12 volts
- Board only \$4.50 Part No. 600, with parts \$7.00 Part No. 600A



## WAMECO INC.

WAMECO Inc.

**FDC-1** FLOPPY CONTROLLER BOARD will drive shugart, pertek, remic 5" & 8" drives up to 8 drives, on board PROM with power boot up, will operate with CPM (not included). PCBD ..... \$42.95

**FPB-1** Front Panel. (Finally) AMSAI size hex displays. Byte or instruction single step. PCBD ..... \$42.95

**MEM-1A** 8Kx8 fully buffered, S-100, uses 2102 type RAMS. PCBD ..... \$24.95, \$168 Kit

**GMB-12** MOTHER BOARD, 13 slot, terminated, S-100 board only ..... \$34.95 \$89.95 Kit

**CPU-1** 8080A Processor board S-100 with 8 level vector interrupt PCBD ..... \$25.95 \$89.95 Kit

**RTC-1** Realtime clock board. Two independent interrupts. Software programmable. PCBD ..... \$25.95, \$60.95 Kit

**EPM-1** 1702A 4K EPROM card PCBD ..... \$25.95 \$49.95 with parts less EPROMS

**EPM-2** 2708/2716 16K/32K EPROM card PCBD ..... \$24.95 \$49.95 with parts less EPROMS

**GMB-9** MOTHER BOARD. Short Version of GMB-12. 9 Slots PCBD ..... \$30.95 \$67.95 Kit

**MEM-2** 16Kx8 Fully Buffered 2114 Board PCBD ..... \$25.95, \$269.95 Kit

## DC POWER SUPPLY\*

- Board supplies a regulated +5 volts at 3 amps., +12, -12, and -5 volts at 1 amp.
- Power required is 8 volts AC at 3 amps., and 24 volts AC C.T. at 1.5 amps.
- Board only \$12.50 Part No. 6085, with parts excluding transformers \$42.50 Part No. 6085A



## S-100 BUS \*

### ACTIVE TERMINATOR

Board only \$14.95 Part No. 900, with parts \$24.95 Part No. 900A



## To Order:

Mention part number, description, and price. In USA, shipping paid for orders accompanied by check, money order, or Master Charge, BankAmericard, or VISA number, expiration date and signature. Shipping charges added to C.O.D. orders. California residents add 6.5% for tax. Outside USA add 10% for air mail postage and handling, no C.O.D.'s. Checks and money orders must be payable in US dollars. Parts kits include sockets for all ICs, components, and circuit board. Documentation is included with all products. Prices are in US dollars. No open accounts. To eliminate tariff in Canada boxes are marked "Computer Parts." Dealer inquiries invited. 24 Hour Order Line: (408) 226-4084



\* Circuits designed by John Bell

For free catalog including parts lists and schematics, send a self-addressed stamped envelope.

# ELECTRONIC SYSTEMS

Dept. B, P. O. Box 21638, San Jose, CA USA 95151

# The DATA-TRANS 1000

A completely refurbished  
IBM Selectric Terminal with  
built-in ASCII Interface.



## Features:

- 300 Baud
- 14.9 characters per second printout
- Reliable heavy duty Selectric mechanism
- RS-232C Interface
- Documentation included
- 60 day warranty - parts and labor
- High quality Selectric printing
- Off-line use as typewriter
- Optional tractor feed available
- 15 inch carriage width

## HOW TO ORDER DATA-TRANS 1000

1. We accept Visa, Master Charge. Make cashiers checks or personal check payable to:

### DATA-TRANS

2. All orders are shipped F.O.B. San Jose, CA
3. Deliveries are immediate

For orders and information

## DATA-TRANS

2154 O'Toole St.

Unit E


San Jose, CA 95131

Phone: (408) 263-9246



**ASCII KEYBOARD** . . . . . Mounted to DECWRITER Panel

By Cherry Products . . . . . ASSEMBLED \$9.95



### ASCII to Correspondence code converter

This bidirectional board is a direct replacement for the board inside the Trendata 1000 terminal. The on board connector provides RS-232 serial in and out. Sold only as an assembled and tested unit for \$330.00. Part No. TA 1000C



**apple II**

With 16K \$1024.00

## TIDMA\*

•Tape Interface Direct Memory Access • Record and play programs without bootstrap loader (no prom) has FSK encoder/decoder for direct connections to low cost recorder at 1200 baud rate, and direct connections for inputs and outputs to a digital recorder at any baud rate • S-100 bus compatible • Board only \$35.00 Part No. 112, with parts \$110 Part No. 112A



## T.V. INTERFACE

• Converts video to AM modulated RF. Channels 2 or 3. So powerful almost no tuning is required. On board regulated power supply makes this extremely stable. Rated very highly in Doctor Dobbs' Journal. Recommended by Apple • Power required is 12 volts AC C.T., or +5 volts DC • Board only \$7.60 part No. 107, with parts \$13.50 Part No. 107A



(Illegal where prohibited by law.)

**To Order:** Mention part number, description, and price. In USA, shipping paid for orders accompanied by check, money order, or Master Charge, BankAmericard, or VISA number, expiration date and signature. Shipping charges added to C.O.D. orders. California residents add 6.5% for tax. Outside USA add 10% for air mail postage and handling, no C.O.D.'s. Checks and money orders must be payable in US dollars. Parts kits include sockets for all ICs, components, and circuit board. Documentation is included with all products. Prices are in US dollars. No open accounts. To eliminate tariff in Canada boxes are marked "Computer Parts." Dealer inquiries invited. 24 Hour Order Line: (408) 226-4064

For free catalog including parts lists and schematics, send a self-addressed stamped envelope.

**ELECTRONIC SYSTEMS** Dept. B, P. O. Box 21638, San Jose, CA USA 95151

**Electrolabs**  
 POB 6721, Stanford, CA 94305  
 415-321-5601 800-227-8266  
 Visa, American Express, Master

**Low Profile Socket Spectacular!!!**  
 Featuring a kind of "Mexican Handshake" principle, these sockets will NOT let your IC's vibrate out!! In 8,14,16,18,20,22,24,28 & 40 lct/pin 1000+: .75/pin, 20,000+: .65/pin


**10 Megabyte SUPER DISK !!!**

**NEW PRODUCT RELEASE !!!**

4000hrs = MTBF

SHRINKS your media RELIABLY !!

**NEW Breakthrough In Size, Weight (39lbs) Power (125W) Performance (3600rpm) and cost effectiveness (10 MBy and controller for \$8750.00) For PDP-11, LSI-11 AND S-100 machines**



**8" Siemens FDD120-8 Drive**  
 All Siemen's options included in this drive which can be configured hard or soft and single or double density. (Others give only stripped unit) \$425.00

**"Power One" Model CP206 Floppy Power Unit.** For two drives going full-out, and possibly more on less severe service. 2.8A@24V, 2.5A@5V, 0.5A@-5V. Beautiful quality. \$99.00

**DISKETTETS (Standard)**  
 8" Boxed 10 \$39.00  
 5 1/4" Boxed 10 \$34.95

**Tarbell ("It Works") Interface** (Includes cable set for 2 drives) \$265.00 BUT ONLY \$219.00 with purchase of two drives.


**Cable Kits 10'** with 50 cond. cable and connectors and also Molex connectors and power cable: For one drive: \$27.50 For two drives: \$33.95, and for three drives: \$38.95

**CABINETS** for FDD120 and 801R Drives, or CP206 power supply. Matte finish in mar resistant black epoxy paint. Stacking type design. \$29.99

**Used Sylvania 12" Video Monitors.** Composite video 15mhz, 115vac, 50/60hz New Tube. As shown \$109 OEM style without case: \$99, Anti-glare tube option add \$12. Specify p4 or p39



**ESAT2008 (Bi-Lingual) 80X24 Communicating Terminal**  
 Scrolling, Full Cursor, Bell, 8X8 matrix, 256 addressable characters 110-19,200 baud, etc, etc ..... This terminal has been purchased by many agencies, universities & companies. Fully stand-alone, it is the only dual font terminal of any kind for less than \$2500. Supplied complete and fully guaranteed: (many graphics applications) \$349.00



**CALIFORNIA COMPUTER SYSTEMS**  
**16K RAM BOARD.** Fully buffered addressable in 4K blocks. IEEE standard for bank addressing 2114's PCBD ..... \$26.95  
 Kit 450 ..... \$259.95  
**PT-1 PROTO BOARD.** Over 2,600 holes 4" regulators. All S-100 buss functions labeled, gold fingers. PCBD ..... \$29.95  
**PT-2 PROTO BOARD.** Similar to PT-1 except set-up to handle solder tail sockets. PCBD ..... \$29.95



**FORMERLY CYBERCOM/SOLID STATE MUSIC.**  
**PB-1 2708 & 2716 Programming Board** with provisions for 4K or 8K EPROM. No external supplies require textool sockets. Kit ..... \$124.95  
**CB-1 8080 Processor Board.** 2K of PROM 256 BYTE RAM power on/rest Vector Jump Parallel port with status Kit ..... \$119.00 PCBD ..... \$30.95  
**MB-65 Basic 8KX8 ram** uses 2102 type rams, S-100 buss. Kit 450 NSEC.....\$139.95 PCBD.....\$26.95  
**MB-7 16KX8, Static RAM** uses µP410 Protection, fully buffered Kit.....\$299.95  
**MB-8A 2708 EROM Board.** S-100, 8KX8 or 16KX8 kit without PROMS \$75.00 .....PCBD \$28.95  
**MB-9 4KX8 RAM/PROM Board** uses 2112 RAMS or 82S129 PROM kit without RAMS or PROMS \$72.00  
**IO-2 S-100 8 bit parallel /IO port,** 1/2 of boards is for kludging. Kit .....\$46.00 PCBD.....\$26.95  
**IO-4 Two serial I/O ports** with full handshaking 20/60 ma current loop: Two parallel I/O ports. Kit .....\$130.00 PCBD.....\$28.95  
**VB-1B 64 x 18 video board,** upper lower case Greek, composite and parallel video with software, S-100. Kit.....\$125.00 PCBD.....\$26.95  
**Altair Compatible Mother Board,** 11 x 11 1/2 x 1/2". Board only .....\$38.95. With 15 connectors.....\$94.95  
**Extended Board full size.** Board only .....\$ 9.49 With connector .....\$13.45  
**SP-1 Synthesizer Board S-100** PCBD.....\$42.95 KIT.....\$135.95

**WMC inc. WAMECO INC.**

**FDC-1 FLOPPY CONTROLLER BOARD** will drive shugart, pertek, remic 5" & 8" drives up to 8 drives, on board PROM with power boot up, will operate with CPM (not included). PCBD .....\$42.95  
**FPB-1 Front Panel.** IMSAI size, hex displays. Byte, or instruction single step. PCBD .....\$47.50  
**MEM-1 8KX8 fully buffered,** S-100, uses 2102 type rams. PCBD .....\$26.95  
**QM-12 MOTHER BOARD,** 13 slot, terminated, S-100 board only .....\$34.95  
**CPU-1 8080A Processor board S-100** with 8 level vector interrupt PCBD .....\$28.95  
**RTC-1 Realtime clock board.** Two independent interrupts. Software programmable. PCBD .....\$23.95  
**EPM-1 1702A 4K Eprom card** PCBD .....\$26.95  
**EPM-2 2708/2716 16K/32K EPROM CARD** PCBD .....\$25.95  
**QM-9 MOTHER BOARD,** Short Version of QM-12. 9 Slots PCBD .....\$30.95  
**MEM-2 16K x 8 Fully Buffered 2114 Board** PCBD .....\$26.95  
 8080A .....\$9.95 2114 (450 NS) low pwr. \$7.25  
 8212 .....2.49 2114 (250 NS) low pwr. 7.99  
 8214 .....4.49 2102A-2L .....1.50  
 8224 .....3.48 2102A-4L .....1.20  
 8708 .....8.48 1702A-8 .....4.50  
 5101-1P .....6.90 1702A INTEL(not prime)4.00  
 5101-8P .....8.40 4116 .....8/89.95

**JUNE SPECIAL SALE ON PREPAID ORDERS**  
 (charge cards not included on this offer)  
**5% OFF ON WAMECO PCBD's MIKOS PARTS ASSORTMENT WITH BOARDS AND CCS COMPUTER PRODUCTS**  
 (sam not included)

**MIKOS PARTS ASSORTMENT WITH WAMECO AND CYBERCOM PCBDs**  
**MEM-2 with MIKOS #7 16K ram** with L2114 450 NSEC .....\$235.95  
**MEM-2 with MIKOS #13 16K ram** with L2114 250 NSEC .....\$269.95  
**MEM-1 with MIKOS #1 450 NSEC 8K RAM** .....\$119.95  
**CPU-1 with MIKOS #2 8080A CPU** .....\$94.95  
**MEM-1 with MIKOS #3 250 NSEC 8K RAM** .....\$144.95  
**QM-12 with MIKOS #4 13 slot mother board** .....\$89.95  
**RTC-1 with MIKOS #5 real time clock** .....\$54.95  
**VB-1B with MIKOS #6 video board less molex connectors** .....\$99.95  
**EMP-1 with MIKOS #10 4K 1702 less EPROMS** .....\$49.95  
**EPM-2 with MIKOS #11 16-32K EPROMS less EPROMS** .....\$59.95  
**QM-9 with MIKOS #12 9 slot mother board** .....\$79.95  
**FPB-1 with MIKOS #14 all parts for front panel** .....\$134.95

MIKOS PARTS ASSORTMENTS ARE ALL FACTORY PRIME PARTS. KITS INCLUDE ALL PARTS LISTED AS REQUIRED FOR THE COMPLETE KIT LESS PARTS LISTED. ALL SOCKETS INCLUDED.

VISA or MASTERCARGE. Send account number, interbank number, expiration date and sign your order. Approx. postage will be added. Check or money order will be sent post paid in U.S. If you are not a regular customer, please use charge, cashier's check or postal money order. Otherwise there will be a two-week delay for checks to clear. Calif. residents add 6% tax. Money back 30 day guarantee. We cannot accept returned IC's that have been soldered in. Prices subject to change without notice. \$10 minimum order. \$1.50 service charge on orders less than \$10.00.

**MIKOS**  
 (415) 592-1800  
 P. O. Box 424 • San Carlos, California 94070  
 Please send for IC, Xistor and Computer parts list





P.O. Box 4430X Santa Clara, CA 95054  
For mail call only: (408) 988-1640  
2322 Walsh Ave.

Same day shipment. First line parts only.  
Factory tested. Guaranteed money back.  
Quality IC's and other components at factory prices.

### INTEGRATED CIRCUITS

740571L	17	LM4370M	5.00	CD4395	1.00
74022N	17	LM4380N	1.00	CD4017	2.00
74020N	19	LM431A	1.00	CD4019	2.00
74029N	23	LM432E	1.00	CD4020	2.00
74101H	63	LM4703H	.40	CD4021	2.00
74114H	63	LM4703H	.40	CD4022	2.00
74204	17	LM4723H	.50	CD4023	2.00
74222N	130	LM4730N	.67	CD4024	2.00
74229N	35	LM4741CH	.25	CD4025	2.00
74425N	50	LM4741M	.25	CD4026	2.00
74435N	60	LM4741M	.25	CD4027	2.00
74471N	60	LM4749N	.82	CD4028	2.00
74484N	69	LM1305N	.82	CD4029	2.00
74492N	17	LM1305A	1.10	CD4030	2.00
74745N	29	LM1305	1.27	CD4031	2.00
74753N	49	LM1307	2.00	CD4032A	1.40
74859N	88	LM1458	4.7	CD4033	2.00
74859N	2.00	LM1458	4.7	CD4034	1.40
74904N	43	LM1800	1.75	CD4035	1.40
74922N	43	LM1812	2.00	CD4036	1.40
74932A	43	LM1889	3.00	CD4037	1.40
74950N	43	LM2111	1.75	CD4038	1.40
74950N	30	LM2112	1.75	CD4039	1.40
74107N	29	LM2300W	.82	CD4040	1.40
74121N	24	LM2305	1.75	CD4041	1.40
74125N	39	LM2500	.81	CD4042	1.40
74125N	39	LM2500	.81	CD4043	1.40
74151N	59	ME5550N	.65	CD4044	1.40
74151N	59	ME5550	.65	CD4045	1.40
74151N	60	ME555A	.70	CD4046	1.40
74151N	1.00	ME555A	1.00	CD4047	1.40
74151N	1.00	ME555V	1.00	CD4048	1.40
74151N	1.00	ME555V	1.00	CD4049	1.40
74151N	1.00	ME555V	1.00	CD4050	1.40
74151N	1.00	ME555V	1.00	CD4051	1.40
74151N	1.00	ME555V	1.00	CD4052	1.40
74151N	1.00	ME555V	1.00	CD4053	1.40
74151N	1.00	ME555V	1.00	CD4054	1.40
74151N	1.00	ME555V	1.00	CD4055	1.40
74151N	1.00	ME555V	1.00	CD4056	1.40
74151N	1.00	ME555V	1.00	CD4057	1.40
74151N	1.00	ME555V	1.00	CD4058	1.40
74151N	1.00	ME555V	1.00	CD4059	1.40
74151N	1.00	ME555V	1.00	CD4060	1.40
74151N	1.00	ME555V	1.00	CD4061	1.40
74151N	1.00	ME555V	1.00	CD4062	1.40
74151N	1.00	ME555V	1.00	CD4063	1.40
74151N	1.00	ME555V	1.00	CD4064	1.40
74151N	1.00	ME555V	1.00	CD4065	1.40
74151N	1.00	ME555V	1.00	CD4066	1.40
74151N	1.00	ME555V	1.00	CD4067	1.40
74151N	1.00	ME555V	1.00	CD4068	1.40
74151N	1.00	ME555V	1.00	CD4069	1.40
74151N	1.00	ME555V	1.00	CD4070	1.40
74151N	1.00	ME555V	1.00	CD4071	1.40
74151N	1.00	ME555V	1.00	CD4072	1.40
74151N	1.00	ME555V	1.00	CD4073	1.40
74151N	1.00	ME555V	1.00	CD4074	1.40
74151N	1.00	ME555V	1.00	CD4075	1.40
74151N	1.00	ME555V	1.00	CD4076	1.40
74151N	1.00	ME555V	1.00	CD4077	1.40
74151N	1.00	ME555V	1.00	CD4078	1.40
74151N	1.00	ME555V	1.00	CD4079	1.40
74151N	1.00	ME555V	1.00	CD4080	1.40
74151N	1.00	ME555V	1.00	CD4081	1.40
74151N	1.00	ME555V	1.00	CD4082	1.40
74151N	1.00	ME555V	1.00	CD4083	1.40
74151N	1.00	ME555V	1.00	CD4084	1.40
74151N	1.00	ME555V	1.00	CD4085	1.40
74151N	1.00	ME555V	1.00	CD4086	1.40
74151N	1.00	ME555V	1.00	CD4087	1.40
74151N	1.00	ME555V	1.00	CD4088	1.40
74151N	1.00	ME555V	1.00	CD4089	1.40
74151N	1.00	ME555V	1.00	CD4090	1.40
74151N	1.00	ME555V	1.00	CD4091	1.40
74151N	1.00	ME555V	1.00	CD4092	1.40
74151N	1.00	ME555V	1.00	CD4093	1.40
74151N	1.00	ME555V	1.00	CD4094	1.40
74151N	1.00	ME555V	1.00	CD4095	1.40
74151N	1.00	ME555V	1.00	CD4096	1.40
74151N	1.00	ME555V	1.00	CD4097	1.40
74151N	1.00	ME555V	1.00	CD4098	1.40
74151N	1.00	ME555V	1.00	CD4099	1.40
74151N	1.00	ME555V	1.00	CD4100	1.40
74151N	1.00	ME555V	1.00	CD4101	1.40
74151N	1.00	ME555V	1.00	CD4102	1.40
74151N	1.00	ME555V	1.00	CD4103	1.40
74151N	1.00	ME555V	1.00	CD4104	1.40
74151N	1.00	ME555V	1.00	CD4105	1.40
74151N	1.00	ME555V	1.00	CD4106	1.40
74151N	1.00	ME555V	1.00	CD4107	1.40
74151N	1.00	ME555V	1.00	CD4108	1.40
74151N	1.00	ME555V	1.00	CD4109	1.40
74151N	1.00	ME555V	1.00	CD4110	1.40
74151N	1.00	ME555V	1.00	CD4111	1.40
74151N	1.00	ME555V	1.00	CD4112	1.40
74151N	1.00	ME555V	1.00	CD4113	1.40
74151N	1.00	ME555V	1.00	CD4114	1.40
74151N	1.00	ME555V	1.00	CD4115	1.40
74151N	1.00	ME555V	1.00	CD4116	1.40
74151N	1.00	ME555V	1.00	CD4117	1.40
74151N	1.00	ME555V	1.00	CD4118	1.40
74151N	1.00	ME555V	1.00	CD4119	1.40
74151N	1.00	ME555V	1.00	CD4120	1.40
74151N	1.00	ME555V	1.00	CD4121	1.40
74151N	1.00	ME555V	1.00	CD4122	1.40
74151N	1.00	ME555V	1.00	CD4123	1.40
74151N	1.00	ME555V	1.00	CD4124	1.40
74151N	1.00	ME555V	1.00	CD4125	1.40
74151N	1.00	ME555V	1.00	CD4126	1.40
74151N	1.00	ME555V	1.00	CD4127	1.40
74151N	1.00	ME555V	1.00	CD4128	1.40
74151N	1.00	ME555V	1.00	CD4129	1.40
74151N	1.00	ME555V	1.00	CD4130	1.40
74151N	1.00	ME555V	1.00	CD4131	1.40
74151N	1.00	ME555V	1.00	CD4132	1.40
74151N	1.00	ME555V	1.00	CD4133	1.40
74151N	1.00	ME555V	1.00	CD4134	1.40
74151N	1.00	ME555V	1.00	CD4135	1.40
74151N	1.00	ME555V	1.00	CD4136	1.40
74151N	1.00	ME555V	1.00	CD4137	1.40
74151N	1.00	ME555V	1.00	CD4138	1.40
74151N	1.00	ME555V	1.00	CD4139	1.40
74151N	1.00	ME555V	1.00	CD4140	1.40
74151N	1.00	ME555V	1.00	CD4141	1.40
74151N	1.00	ME555V	1.00	CD4142	1.40
74151N	1.00	ME555V	1.00	CD4143	1.40
74151N	1.00	ME555V	1.00	CD4144	1.40
74151N	1.00	ME555V	1.00	CD4145	1.40
74151N	1.00	ME555V	1.00	CD4146	1.40
74151N	1.00	ME555V	1.00	CD4147	1.40
74151N	1.00	ME555V	1.00	CD4148	1.40
74151N	1.00	ME555V	1.00	CD4149	1.40
74151N	1.00	ME555V	1.00	CD4150	1.40
74151N	1.00	ME555V	1.00	CD4151	1.40
74151N	1.00	ME555V	1.00	CD4152	1.40
74151N	1.00	ME555V	1.00	CD4153	1.40
74151N	1.00	ME555V	1.00	CD4154	1.40
74151N	1.00	ME555V	1.00	CD4155	1.40
74151N	1.00	ME555V	1.00	CD4156	1.40
74151N	1.00	ME555V	1.00	CD4157	1.40
74151N	1.00	ME555V	1.00	CD4158	1.40
74151N	1.00	ME555V	1.00	CD4159	1.40
74151N	1.00	ME555V	1.00	CD4160	1.40
74151N	1.00	ME555V	1.00	CD4161	1.40
74151N	1.00	ME555V	1.00	CD4162	1.40
74151N	1.00	ME555V	1.00	CD4163	1.40
74151N	1.00	ME555V	1.00	CD4164	1.40
74151N	1.00	ME555V	1.00	CD4165	1.40
74151N	1.00	ME555V	1.00	CD4166	1.40
74151N	1.00	ME555V	1.00	CD4167	1.40
74151N	1.00	ME555V	1.00	CD4168	1.40
74151N	1.00	ME555V	1.00	CD4169	1.40
74151N	1.00	ME555V	1.00	CD4170	1.40
74151N	1.00	ME555V	1.00	CD4171	1.40
74151N	1.00	ME555V	1.00	CD4172	1.40
74151N	1.00	ME555V	1.00	CD4173	1.40
74151N	1.00	ME555V	1.00	CD4174	1.40
74151N	1.00	ME555V	1.00	CD4175	1.40
74151N	1.00	ME555V	1.00	CD4176	1.40
74151N	1.00	ME555V	1.00	CD4177	1.40
74151N	1.00	ME555V	1.00	CD4178	1.40
74151N	1.00	ME555V	1.00	CD4179	1.40
74151N	1.00	ME555V	1.00	CD4180	1.40
74151N	1.00	ME555V	1.00	CD4181	1.40
74151N	1.00	ME555V	1.00	CD4182	1.40
74151N	1.00	ME555V	1.00	CD4183	1.40
74151N	1.00	ME555V	1.00	CD4184	1.40
74151N	1.00	ME555V	1.00	CD4185	1.40
74151N	1.00	ME555V	1.00	CD4186	1.40
74151N	1.00	ME555V	1.00	CD4187	1.40
74151N	1.00	ME555V	1.00	CD4188	1.40
74151N	1.00	ME555V	1.00	CD4189	1.40
74151N	1.00	ME555V	1.00	CD4190	1.40
74151N	1.00	ME555V	1.00	CD4191	1.40
74151N	1.00	ME555V	1.00	CD4192	1.40
74151N	1.00	ME555V	1.00	CD4193	1.40
74151N	1.00	ME555V	1.00	CD4194	1.40
74151N	1.00	ME555V	1.00	CD4195	1.40
74151N	1.00	ME555V	1.00	CD4196	1.40
74151N	1.00	ME555V	1.00	CD4197	1.40
74151N	1.00	ME555V	1.00	CD4198	1.40
74151N	1.00	ME555V	1.00	CD4199	1.40
74151N	1.00	ME555V	1.00	CD4200	1.40

### RCA Cosmac Super Elf Computer \$106.95

Compare features before you decide to buy any other computer. There is no other computer on the market today that has all the desirable benefits of the Super Elf for so little money. The Super Elf is a small single board computer that does many big things. It is an excellent computer for training and for learning programming with its machine language and yet it is easily expanded with additional memory, Tiny Basic, ASCII Keyboards, video character generation, etc.

The Super Elf includes a ROM monitor for program loading, editing and execution with SINGLE STEP for program debugging which is not included in others at the same price. With SINGLE STEP you can see the microprocessor chip operating with the unique Quest address and data bus displays before, during and after executing instructions. Also, CPU mode and instruction cycle are decoded and displayed on eight LED indicator lamps.

An RCA 1861 video graphics chip allows you to connect to your own TV with an inexpensive video modulator to do graphics and games. There is a speaker system included for writing your own music or using many music programs already written. The speaker amplifier may also be used to drive relays for control purposes.

# VRData corp. MORE DATA PER DOLLAR

- ① TRS-80 Complete System
- ② Line Printer
- ③ Mini Disk System
- ④ C-10 Cassettes
- ⑤ Verbatim Diskettes



Description	Each
TRS-80 Complete System	\$ 628.20
Level II-4K RAM	
TRS-80 Complete System	\$ 889.20
Level II-16K RAM	
Expansion Interface	\$ 269.10
Pertec FD200 Disk Drive	\$ 385.00
BASF 6106	\$ 495.00
Centronics 779 Printer	\$1299.00
Centronics 101 Printer	\$1400.00
Anadex DP-8000 Printer	\$ 995.00
Centronics P1 Printer	\$ 445.00
560 (selectric) Printer	\$ 975.00
Memory Unit (installed)	\$ 138.00
(kit)	\$ 98.00
Verbatim Diskettes ea.	\$ 4.95
3	\$ 12.00
10	\$ 37.00
Maxell Diskettes ea.	\$ 7.50
3	\$ 21.00
10	\$ 60.00
C-10 Cassettes	\$ 4.50
5	\$ 23.95
25	\$ 18.75
C-30 Cassettes	\$ 23.95
12	
Paper (9 1/2" x 11" fanfold, 3500 sheets)	\$ 29.95

**1 MEG +  
OF DISK MEMORY  
on line for TRS-80  
\$2195**

Includes—Operating System (CP/M)  
HUH Electronic S-100 Interface  
to TRS-80  
Kit \$280.00 Assembled \$350.00  
Outlet Hours: Mon.-Fri.: 9 am.—7 pm.  
Sat. 12—5 pm.  
**Write or call for new innovations—  
Printers, Disks, Etc.**

**VRData** corp.  
777 Henderson Boulevard N-6  
Folcroft Industrial Park  
Folcroft PA 19032  
(215) 461-5300  
In Washington, DC area:  
(703) 938-1099



**Classroom Instruction offered in Level II Basic—\$49.95; and DOS/Disk Basic—\$69.95**

## BECKIAN ENTERPRISES



*All Prime Quality — New Parts Only*  
**Satisfaction Guaranteed**

**EDGE CARD CONNECTORS: GOLD PLATED.** (Not Gold Flash)  
BODY: Non brittle. Solvent res., G.E. Valox.  
CONTACTS: Bifurcated; Phos/Bronze: Gold over Nickel.  
ABBREVIATIONS: S/T Solder Tail; S/E Solder. Eyelet:  
W/W Wire Wrap 3; SWW Short W/Wrap;

PART #	Description	Row Sp.	1-4	5-9	10-24
5010	50/100 S/T ALTAIR	.140	3.75	3.50	3.30
5020	50/100 S/T IMSAI	.250	3.95	3.75	3.50
5030	50/100 W/W IMSAI	.250	4.10	3.90	3.70
5040	50/100 S/E ALT/IMSAI	.140	5.00	4.50	4.25
5050	50/100 S/T CROMEMCO	.250	6.25	6.00	5.75
1450	IMSAI CARD GUIDES		0.16	0.14	0.12
<b>.100" Contact Center Connectors.</b>					
1020	13/26 S/E Imsai MID:	.140	2.10	1.85	1.75
1040	25/50 S/E	.140	2.95	2.75	2.50
1050	25/50 S/T	.140	3.00	2.80	2.60
1060	36/72 W/W Vector.	.200	4.80	4.60	4.30
1065	36/72 S/T Vector.	.200	4.00	3.75	3.50
1070	40/80 S/E PET	.140	4.80	4.50	4.30
1075	40/80 W/W PET	.200	5.00	4.65	4.35
1080	40/80 S/T PET	.140	4.90	4.60	4.25
1085	43/86 S/E Cos.ELF	.140	5.00	4.75	4.50
1090	43/86 S/T Cos.ELF	.140	5.10	4.85	4.60
1093	43/86 S/T Cos.ELF	.200	4.95	4.70	4.45
1095	43/86 W/W Cos.ELF	.200	5.60	5.20	4.90
POLARIZING KEYS: For Above					
<b>.158" Contact Center Connectors.</b>					
1550	6/12 S/E PET,Etc	.140	1.30	1.10	0.90
1560	6/12 S/T PET:NSC.	.140	1.35	1.15	0.95
1575	12/24 S/E PET	.140	2.15	1.95	1.75
1580	12/24 S/T PET	.140	2.10	1.90	1.70
1590	15/30 S/E GRI Keybd.	.140	2.25	2.05	1.85
1620	18/36 S/E	.140	2.40	2.20	2.00
1650	22/44 S/E KIM,VECTOR	.140	2.20	2.00	1.80
1660	22/44 S/T KIM,VECTOR	.140	2.00	1.80	1.70
1670	22/44 W/W KIM,VECTOR	.200	2.40	2.20	2.00
1690	36/72 W/W	.200	3.90	3.75	3.50
1710	36/72 S/E	.140	3.50	3.30	3.10
1720	36/72 S/T	.200	3.30	3.10	2.90
1730	43/86 S/T Mot. 6800	.140	4.40	4.15	3.90
1740	43/86 S/T Mot. 6800	.200	4.35	4.10	3.85
1750	43/86 W/W Mot. 6800	.200	4.45	4.25	4.10
POLARIZING KEYS: For Above					

**RS232 & 'D' TYPE SUBMINIATURE CONNECTORS:**

QUANTITY	1-4	5-9	10-24
DE9P Male	1.45	1.35	1.25
DE9S Female	1.93	1.80	1.70
DE110963-1	2pc. Grey Hood	1.20	1.10
DA15P Male	1.95	1.80	1.70
DA15S Female	2.80	2.60	2.40
DA51211-1	1pc. Grey Hood	1.25	1.15
DA110963-2	2pc. Grey Hood	1.22	1.10
DB25P Male	2.20	2.10	1.90
DB25S Female	3.20	3.00	2.70
DB51212-1	1pc. Grey Hood	1.30	1.20
DB51226-1A	2pc. Black Hood	1.40	1.30
DB110963-3	2pc. Grey Hood	1.35	1.25
DC37P Male	3.70	3.50	3.35
DC37S Female	4.90	4.70	4.40
DC110963-4	2pc. Grey Hood	1.95	1.85
DD50P Male	4.40	4.30	4.10
DD50S Female	4.90	4.70	4.50
DD51216-1	1pc. Grey Hood	2.30	2.10
DD110963-5	2pc. Grey Hood.	2.40	2.20
D20418-2 Hardware Sets	0.75	0.70	0.65

**I.C. SOCKETS. GOLD. WIRE WRAP 3 TURN.**  
14 pin \$0.36 ea.  
16 pin 0.38 ea.

**I.C. SOCKETS. Dip Solder. Tin.**  
14 pin \$0.15 ea.  
16 pin 0.17 ea.

**8080 PRIME**  
\$8.00 ea.

**2708 EPROMS PRIME**  
\$14.00 ea.

**CONNECTORS FOR CENTRONICS 700 SERIES:**  
Amphenol 57-30360 For Back of Centronics '700' Series:  
Price: \$9.00ea. 5 pcs. \$7.50ea.

**WHISPER FANS:** Excellent for Computer cabinet cooling. Extremely quiet.  
Dim. 4-3/4" x 1-1/2" thick. U.L. Listed. 1-4 \$22.00 5-9 \$19.00 10-24 \$18.00

**WRITE FOR LARGER QUANTITY DISCOUNTS. DEALER INQUIRIES ARE WELCOME.**

**WE ARE CONNECTOR (EDGE CARD) SPECIALISTS. IF YOU DO NOT SEE WHAT YOU NEED IN THIS ADVERTISEMENT, PLEASE WRITE US. WE WILL REPLY.**


**TERMS:** Minimum Order \$10.00. Add \$1.25 for handling and shipping. All orders over \$25.00 in USA and Canada: WE PAY THE SHIPPING.  
**NOTE:** CA residents please add 6% sales tax.  
NO C.O.D. SHIPMENTS OR ORDERS ACCEPTED.

**MAIL ORDERS TO: Beckian Enterprises**  
**P.O. Box 3089**  
**Simi Valley, CA 93063**

### MICROBYTE Z80/I-O

- A complete single board Z80A CPU and serial/parallel I/O system
- Fully S-100 Bus compatible, IMSAI, ALTAIR
- Z80A CPU (4MSa version of the Z80)
- 158 Instructions — superset of and upward compatible from the 8080's 78 Instructions
- 1K (2708), 2K (2716), or 4K (2732) EPROM onboard with Z80 Monitor program
- On board EPROM can be hardware and/or software deselected
- 2MHz or 4MHz operation is switch selectable
- 0 or 1 wait state for all cycles is switch selectable
- Full vectored interrupt capability (7 bits) with NMI (1 bit)
- 2 RS-232C serial ports with 8251 USARTs
- Serial baud rates switch selectable
- 1 8-bit parallel port with 2 control lines with Z80A-PIO

- Gold Contacts for higher reliability
- Power requirements: +8V @ 800mA, +16V, @ 86mA, -18V @ 100mA
- Operating temperature 0°-55°C
- Will operate with or without IMSAI/ALTAIR front panel
- Low power shottky tri-state buffers on all address and data lines
- Fully warranted for 120 days from date of shipment



\$360.00

**8251**  
PROGRAMMABLE/U-ART  
TESTED @ 4 MHZ  
**\$6.00 each**

### IMSAI CONN.

100 PIN-SOLDERTAIL  
GOLD CONTACTS  
**\$3.25 each or 10 / 2.75 ea.**

**2708's**  
LOW POWER  
450 NS.  
**\$9.00 each**  
**8 for \$69.00**

**SA400**  
DISK DRIVE INCLUDES  
CABINET, NO PWR SUPPLY  
CUTOUPS FOR SWITCH,  
FUSE, & INTERFACE CABLE

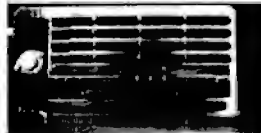
Mfg. By Lobo Drive

**\$325.00**

### MICROBYTE 16K STATIC RAM BOARD

- Fully S100 Bus Compatible, IMSAI, SOL, ALTAIR, ALPHA MICRO
- Uses National's Low Power 5257 4K x 1 Static Rams
- 2 MHz or 4 MHz operation
- On board single 5 amp regulator
- Thermally designed heat sink (board operating temperature 0° - 70°C)
- Inputs fully low power Shottky Schmitt Trigger buffered on all address and data lines
- Phantom is jumper selectable to pin 67
- Each 4K bank addressable to any 4K slot with in a 64K boundary.
- 4K hardware or software selectable
- Selectable port address
- 4K banks can be selected or disabled on power on clear or reset

- Will operate with or without front panel
- Compatible with ALPHA MICRO, with extended memory management for selection beyond 64K
- No DMA restriction
- Low power consumption 1.3 amp
- Fully warranted for 120 days from date of shipment



450 NS \$340.00  
300 NS \$360.00

**TRS - 80**  
FLOPPY DISK DRIVE WITH  
CABINET & PWR. SUPPLY  
COMPATIBLE WITH RADIO  
SHACK INTERFACE ASSEMBLED  
& TESTED WITH 1 YR. WARRANTY  
ON PARTS & LABOR  
Mfg. By Lobo Drive **\$385.00**

**2716**  
5 VOLT ONLY  
LOW POWER  
HIGH SPEED

**\$45.00**

Limited Qty.

### MICROBYTE 32K STATIC RAM BOARD

- Fully S100 Bus Compatible, IMSAI, SOL, ALTAIR, ALPHA MICRO
- Uses National's Low Power 5257 4K x 1 Static Rams
- 2 MHz or 4 MHz operation
- On board single 5 amp regulator
- Thermally designed heat sink (board operating temperature 0° - 70°C)
- Inputs fully low power Shottky Schmitt Trigger buffered on all address and data lines
- Phantom is jumper selectable to pin 67
- Each 4K bank addressable to any 4K slot with in a 64K boundary.
- 4K hardware or software selectable
- One on board 8-bit output port enables or disables the 32K in 4K blocks
- Selectable port address
- 4K banks can be selected or disabled on power on clear or reset

- Will operate with or without front panel
- Compatible with ALPHA MICRO, with extended memory management for selection beyond 64K
- No DMA restriction
- Low power consumption 2.3 - 2.5 amps
- Fully warranted for 120 days from date of shipment



450 NS \$650.00  
300 NS \$680.00

### REGULATORS

	1-8	10-49	50 up
320 T-5	.90	.85	.75
320 T-12	.90	.85	.75
340 T5	.85	.80	.70
340 T-12	.85	.80	.70
78 H05	6.50	6.00	5.50

### MM 5257

4K X 1 STATIC RAM

	1-16	17-48	49 up
300 NS	6.50	6.05	5.65
450 NS	6.25	5.85	5.50

### SOCKETS — LO PROFILE

	(Ill)			
	1-24	25-99	100-499	500 up
14 PIN	.18	.17	.15	.13
16 PIN	.19	.18	.16	.14
18 PIN	.24	.23	.20	.18
20 PIN	.29	.28	.26	.25
24 PIN	.34	.33	.32	.30
40 PIN	.60	.59	.58	.56

### SPECIAL

.1 @ 12 VOLTS  
CERAMIC CAP  
**9¢ each**  
**100 for \$8.00**

### MICROBYTE DISK CONTROLLER

- IBM 3740 Soft Sector'd Compatible
- Z80 or 6880 compatible on S-100 Bus
- Single density runs both mini and full size drives, runs CPM, on Shugart, Percsi, Memorex etc.

- Selectable port/address
- On board 2708/2716 for bootstrap or monitor program
- No hardware jumpers, uses plug in modules for different drives
- Uses 1771B-01 controller chip
- Assembled and tested

**\$250.00**

**CALL FOR INFO  
ON OUR NEW  
PROM/  
PROGRAMMER**

PROGRAMS 2708 /  
2716 / 2732

**SHUGART  
801-Disk Drive**  
WITH CABINET & POWER SUPPLY  
ASSEMBLED & TESTED  
1 YR PARTS & LABOR

Mfg. By Lobo Drive

**\$585.00**

### MICROBYTE MOTHERBOARD

- Active Diode termination
- Slot for IMSAI front panel
- Terminal block connection for easy hook-up

- Extra wide ground plane
- Silk screen and solder mask
- Assembled and tested

**9 SLOT \$135.00**

**20 SLOT \$200.00**

### ORDERING INFORMATION:

Name, Address, Phone  
Ship by: UPS or P.P.  
Shipping Charge: Add \$2.50 up to 5 lbs., all excess shipping charges will be refunded. Credit cards will be charged appropriate freight.

### TERMS:

We accept cash, check, money orders, Visa, and Master Charge cards.  
COD's: on approval only  
Open Acct's: companies may inquire for net terms.  
Tax: add 6% for Calif. residents only



# WAMECO

## THE COMPLETE PC BOARD HOUSE EVERYTHING FOR THE S-100 BUSS

- \* **FPB-1 FRONT PANEL BOARD**  
Hex Displays, IMSAI Replaceable .....\$54.95
- \* **FDC-1 FLOPPY DISC CONTROLLER BOARD**  
Controls up to 8 Discs .....\$45.00
- \* **MEM-1A 8K BYTE 2102 RAM Board** ....\$31.95
- \* **MEM-2 16K BYTE 2114 RAM Board** ....\$31.95
- \* **CPU-1 8080A CPU Board**  
With Vector Interrupt .....\$31.95
- \* **EPM-1 4K BYTE 1702A EPROM** .....\$29.95
- \* **EPM-2 16K or 32K BYTE EPROM**  
2708 or 2176 interchangeable .....\$30.00
- \* **QMB-9 9 SLOT MOTHER BOARD**  
Terminated .....\$35.00
- \* **QMB-12 12 SLOT MOTHER BOARD**  
Terminated .....\$40.00
- \* **RTC REALTIME CLOCK**  
Programmable Interrupts .....\$27.95

FUTURE PRODUCTS: 80 CHARACTER VIDEO BOARD,  
IO BOARD WITH CASSETTE INTERFACE.


DEALER INQUIRIES INVITED, UNIVERSITY DISCOUNTS AVAILABLE  
AT YOUR LOCAL DEALER



WAMECO INC. 111 GLENN WAY #8, BELMONT, CA 94002 (415) 592-6141

### COMMERCIAL GRADE PERIPHERALS FOR THE MICROCOMPUTER

PRINTER  
TERMINALS



MODEMS



TAPE DRIVES

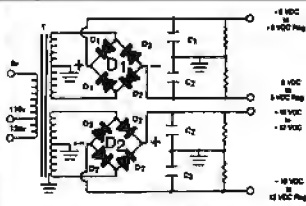
- **ASCII SELECTRIC PRINTER/TYPEWRITER:** Why settle for less than letter-quality printout from your computer? Refurbished IBM Model 725 can be used as off-line typewriter or on-line printer. Complete with solenoids, power supply, case and ASCII interface card (TTL to CPU parallel port.) Interface includes programmable ASCII translation table on EPROM with up to 8 tables for use with various type spheres. Feedback signals on completion of each print cycle insures fastest printing speed (15 cps.)  
Price: programmed w/3 translation tables (one type sphere): ..... \$695.00
- **SELECTRIC I/O TERMINALS** (by GTE/Information Systems). Both ASCII & IBM code versions with microcomputer interface software & hardware (RS-232 connector.) Cassette drive models permit up to 2400 baud data transfer rate as well as off-line data storage, use as memory typewriter, & use as data entry device for office personnel familiar with Selectric typewriters but not computers. Wide-carriage, interchangeable type spheres; optional built-in modem. All units cleaned, adjusted & warranted.  
Model 5541 (IBM Correspondence code) ..... \$695.00  
Model 5550 (corres. code, built-in cassette drive) ..... \$1195.00  
Model 5560 (ASCII code, built-in cassette drive) ..... \$1295.00
- **IBM SELECTRIC 725 TYPEWRITER I/O w/solenoids switches & magnet driver PCB** (from GTE/IS terminal) plus instructions for 8080 printer-driver interface hardware & software.  
a) Typewriter mechanism complete, cleaned & adjusted . . . \$375.00  
b) Case from terminal & power supply (+24V, ±12V, +5V @5A). . . \$ 75.00
- **DIABLO HYTYPE I Model 1200 PRINTER MECHANISM:** used, complete and tested. Requires power supply, case & mCPU interface. 15 day return privilege - no other warranties. LIMITED QUANTITY! ..... \$750.00  
-6' Ribbon cable & connector for printer Main Logic PCB ..... \$10.00  
-14-pin Winchester connector & 18" power supply cable ..... \$5.00  
-"As-is" spare printer PCB's for parts (Logic, Heat Sink, Control): ea. \$20.00  
-New Pin-feed Platen (14"): \$50 if bought w/printer; separately . . . \$100.00
- **POS 103/202 "MIX or MATCH" MODEM:** BELL 103 and/or BELL 202 FREQUENCIES: Unique POS control design permits use in one housing of both Bell-compatible 103 (0 - 300 baud) and 202 (0 - 1200 baud) modem modules originally made by VADIC Corp. for a telephone company subsidiary. FEATURES: RS-232 serial interface, auto-answer, auto-dial, LED display, telephone line interface via acoustic coupler, manual DAA, or auto-answer DAA (sold separately.) FULLY ADJUSTED; no special tools required. 3,000 mile range over standard dial-up telephone lines.  
-POS 103 MODEM (with Auto Answer, Auto Dial) . . . . . \$199.95  
-POS 202 MODEM (Half-Duplex with Reverse Channel) . . . . . \$249.95  
-POS 202 MODEM (Half-Duplex w/Rev. Ch., Auto-Answer) . . . . . \$279.95  
-POS 103/202 MODEM (Auto-Answer, Auto-Dial) . . . . . \$399.95
- **POS-100 NRZ1 TAPE DRIVE CONTROLLER/FORMATTER:** Designed as interface between S-100 bus mCPU and 9-track, 800 BPI, NRZ1 tape drive. Allows microcomputerist to read and write IBM-compatible 1/2" mag tapes. Software provided for 8080 or Z-80 systems. Requires modification for drives of various mfrs.  
Price: (Includes S-100 card, controller card, 10' cable, software listing) . \$750.00
- **NRZ1 TAPE DRIVE** by WILLARD LABS. 9-track, 800 BPI, NRZ1 format. 12"/sec., 1200 ft. reels (10 megabyte capacity) Fully tested and warranted \$599.00
- **CONVERT 15" IBM OFFICE SELECTRIC TO I/O TYPEWRITER:** Kit includes assembled solenoids, switches, wire harness, magnet driver PCB plus instructions for installation and mCPU interface ..... \$200.00
- **DIGITAL CASSETTE DRIVE** (from GTE/IS Terminal): 1800 baud, 6"/sec; AC motor; fwd/rewnd circuitry plus tape head, no read/write electronics \$25.
- **FORMS TRACTORS**, Moore Variable width "Form A-Liner" for print terminals:  
a) Model 565P for 15" Carriage IBM Selectrics (new): . . . . . \$50.00  
b) Model K81 for QUME or DIABLO Hytype I or II printers (new): . . . . . \$90.00
- **POWER SUPPLIES** for Disk Drive, mCPU, tested under load shown:  
-No. 519 (w/fan & AC cord): +5V reg., ±12V reg., +24V, @4A (10 lb.) . . \$29.95  
-LAMBDA No. LMEE5 w/OV protect: +5V reg. @ 25A (35 lb.) . . . . . \$59.95

NO RISK! 15 DAY APPROVAL ON ALL MAIL-ORDERS


Full documentation included PLUS interface instructions where indicated. All equipment is shipped insured FOB Palo Alto within 14 days after check clears or COD order is received. Prices may change without notice.

**PACIFIC OFFICE SYSTEMS, INC.**  
2600 El Camino Real, Suite 502  
Palo Alto, Calif. 94306  
(415) 321-3866

Call or write for details, quantity prices, catalog. 15 day return privilege PLUS 90 day no charge replacement of defective parts. All orders shipped from stock. No back orders, no substitutions. M/C & VISA accepted.



## BUILD YOUR OWN LOW COST MICRO-COMPUTER POWER SUPPLIES FOR S-100 BUS, FLOPPY DISCS, ETC.



### POWER TRANSFORMERS (WITH MOUNTING BRACKETS)

ITEM NO.	USED IN KIT NO.	PRI. WINDING TAPS	SECONDARY WINDING OUTPUTS			SIZE W x D x H	UNIT PRICE
			2x8 Vac	2x14 Vac	2x24 Vac		
T1	1	0V, 110V, 120V	2x9A	2x2.5A	—	3 3/4" x 3 5/8" x 3 1/8"	19.95
T2	2	0V, 110V, 120V	2x12.5A	2x3.5A	—	3 3/4" x 4 3/8" x 3 1/8"	25.95
T3	3	0V, 110V, 120V	2x10A	2x2.5A	2x2.5A	3 3/4" x 4 3/8" x 3 1/8"	27.95
T4	4	0V, 110V, 120V	2x4.5A	—	2x4.5A	3 3/4" x 3 5/8" x 3 1/8"	19.95

### POWER SUPPLY KITS (OPEN FRAME WITH BASE PLATE, 3 HRS. ASSY. TIME)

ITEM	USED FOR	@+8 Vdc	@-8 Vdc	@+16 Vdc	@-16 Vdc	@+28 Vdc	SIZE WxDxH	UNIT PRICE
KIT 1	18 CARDS SOURCE	18A	—	2.5A	2.5A	—	12" x 6" x 4 7/8"	46.95
KIT 2	SYSTEM SOURCE	25A	—	3A	3A	—	12" x 6" x 4 7/8"	54.95
KIT 3	DISC SYSTEM	18A	1A	2A	2A	4A	14" x 6" x 4 7/8"	62.95
KIT 4	DISC SOURCE	8A	1A	—	—	8A	10" x 6" x 4 7/8"	44.95

EACH KIT INCLUDES: TRANSFORMER, CAPACITORS, RESIS., BRIDGE RECTIFIERS, FUSE & HOLDER, TERMINAL BLOCK, BASE PLATE, MOUNTING PARTS AND INSTRUCTIONS.

### REGULATED POWER SUPPLY "R1" ASSY. & TESTED, OPEN FRAME, SIZE: 9" (W) x 5" (D) x 5" (H) ..... \$49.95

SPECS: +5V, ±1%, @ 5A, OVERCURRENT PROTECTION, 5% ADJ. FOR +5V. +24V UNREG. @ 5A FOR PRINTERS OR DISCS.

REMARK IDEAL FOR ROCKWELL AIM-65 MICROCOMPUTER. ALSO UNREG. -8V @ 8A ATTAINABLE FOR USE IN S-100 BUS.

SHIPPING FOR EACH TRANSFORMER: \$4.75. FOR EACH POWER SUPPLY: \$5.00 IN CALIF. \$7.00 IN OTHER STATES. CALIF. RESIDENTS ADD 6% SALES TAX. OEM WELCOME.



MAIL ORDER:  
P.O. BOX 4296  
TORRANCE, CA 90510

**SUNNY INTERNATIONAL**  
(TRANSFORMERS MANUFACTURER)

Telephone: (213) 633-8327

STORE:  
7245 E. ALONDRA BLVD.  
PARAMOUNT, CA 90723  
STORE HOURS: 9 AM - 6 PM



# COMPUCOLOR II IS HERE!!

HERE IS A SURPRISINGLY  
AFFORDABLE COMPUTER  
THAT MAKES THE COMPE-  
TITION LOOK TWICE !!

## STANDARD FEATURES

- \* 13" COLOR CRT
- \* SPECIAL GRAPHICS PKG.
- \* EXTENDED DISK BASIC
- \* MINI DISK DRIVE
- \* 8K RAM MEMORY
- \* 72 KEY KEYBOARD

## PRICE & OPTIONS

- MODEL 3 - 8K USER RAM - 1495.00
- MODEL 4 - 16K USER RAM - 1695.00
- MODEL 5 - 32K USER RAM - 1995.00
- 2nd DISK DRIVE - 400.00
- EXPANDED KEYBOARD - 135.00
- FORMATTED DISKETTE - 5.00
- MANY PROGRAMS AVAILABLE \*

### TO ORDER

SEND CHECK OR MONEY ORDER  
CALIF. RES. add 6% TAX  
shipping 1% all orders

CATALOG - 50¢



# HOLLYWOOD SYSTEMS

9100 SUNSET BLVD.  
SUITE 112  
L.A. CALIF. 90069

# Unclassified Ads

## NEW UNCLASSIFIED POLICY

Readers who have equipment, software or other items to buy, sell or swap should send in a clearly typed notice to that effect. To be considered for publication, an advertisement must be clearly noncommercial, typed double spaced on plain white paper, contain 75 words or less, and include complete name and address information.

These notices are free of charge and will be printed one time only on a space available basis. Notices can be accepted from individuals or bona fide computer users clubs only. We can engage in no correspondence on these and your confirmation of placement is appearance in an issue of BYTE.

Please note that it may take three or four months for an ad to appear in the magazine. ■

**MUST SELL:** SwTPC 6800 computer system, includes 16 K programmable memory, two serial ports, PerCom Data CIS-30 plus cassette storage unit, software and manuals. \$525 buys everything; shipped post paid. Don Domek, 535 Burlington, Billings MT 59101, (406) 248-3477.

**FOR SALE:** One SD sales expander set up with integrated circuits for 16 K (for 115-41); has problem. Data can be entered and retrieved but programs will not run, \$200. CFI add-on memory for IBM system III, mod 6 or 10, 16 K. Working condition, with cables, \$2000 or best offer. Norm Doty, 53 Kaufman Rd, Cheektowaga NY 14225, (716) 892-8829.

**FOR SALE:** KIM system KIM-1 Computer, Enclosures Group case, miniature 4 K wire wrap memory (21L02s), TVT-6 video interface, surplus video monitor, Radio Shack ASCII keyboard, oscillator/driver board and speaker, I/O (input/output) connector block, 5 V, 1 A supply, 5 V, 2 A +/12 V, 1 A supply. All for \$450. Ron Kushnier, 3108 Addison Ct, Cornwells Heights PA 19020, (215) 757-9057.

**FOR SALE:** IMSA! 4 K static, \$80. MITS 4 K dynamic, \$50. Tarbell cassette board, \$90. MITS ACR, \$70. MITS disk drive with BASIC and FORTRAN, \$1,300. MITS-Okidata printer with controller, \$1,500. All boards fully socketed and factory checked out. Make offer. For trade: 8080 FORTRAN MITS disk version for 8080 COBOL or MITS timesharing BASIC. Manuals available. K R Roberts, 10560 Main St, Suite 515, Fairfax VA, 22030, (703) 591-6008 or 378-7266.

**FOR SALE:** SwTPC MF-68 minifloppy disk system, \$850. CT-64 terminal with two pages memory, screen read board, etc. Also CT-VM monitor, \$450. Two MP-8M memory boards, \$190 each. Expander black box printer with base, cover and case of paper, \$390. Will make good price on TSC disk software to purchaser of minifloppy. All units are complete with documentation, were assembled by a professional and are 100 percent functional. John Gorman, 143 Chensault Rd, Lexington KY 40502.

**FOR SALE:** Digital Group Z-80 26 K, dress cabinet, 64 character TV controller, two Phi-Decks and controller, PHIMON, Business BASIC etc. Original cost over \$3,000. Will sell for \$1,995. William C Dewberry Jr, 314 Interbay Av, Pensacola FL 32597, (904) 456-1061.

**FOR SALE:** A complete computer system consisting of an Altair 8800-A with 36 K of static programmable memory, a North Star 5 inch floppy disk drive, VDM-1, 3P+S, Cherry Switch keyboard, ALS-8, Sanyo video monitor, Bytesaver, and a real time clock. Highest offer above \$1700 accepted. Also, Sol motherboard computer for \$500. Juan Rivera, 354 Marshall Dr, Walnut Creek CA 94598, (415) 935-3235.

**FOR SALE:** Used Selectric I/O (input/output) printer Model 731 in working condition, \$450. TVT II board assembled with full data \$50. Core memory plane 4 K by 16 bits or 8 K by 8 with interface and drive information \$50. Shipping extra. Ted Becker, 317 158th St SE, Bothell WA 98011, (206) 743-1321.

**WANTED:** Back issues of BYTE, Interface Age, Popular Electronics, Popular Mechanics, Radio Electronics and Scientific American in good condition. Send details of holdings and price. Also, I have some duplicates of the above magazines to sell or swap. SASE would be appreciated. Michael Carter, 62B Escondido Village, Stanford CA 94305.

**FOR SALE:** AMD9511 arithmetic integrated circuit on S-100 card with BASIC-E. Calculate SIN (X) in 2.8 ms in BASIC. \$250. G Lyons, 280 Henderson St, Jersey City NJ 07302, (201) 451-2905.

**WANTED:** Microcomputers; TRS-80, PET, Apple; any condition and quantity. Immediate cash available or trade for DEC PDP8e, I, m, 4 K PDP8m with teletypewriter interface \$1100. Portacom briefcase ASCII terminals with modems \$595. K2DCY. Box 632, W Caldwell NJ 07006, (201) 226-9185.

**FOR SALE:** Digital Group 10 K Z-80 system, assembled, includes MINI-BASIC, MAXI-BASIC, Assembler II, Editor, Op-sys, and all documentation. Asking \$1000. Will consider selling components separately. Also 8 K of 21L02 integrated circuits, 450ns; unused, \$65. J E Tucker, Box 4338, APO NY 09223.

**FOR SALE:** Surplus pipe organ parts. Direct electric chests, keyboards, console, cable, and various ranks of pipes. Low pressure, good to excellent condition with reasonable to ridiculously low prices. Also Friden Flexowriter, Potter high speed photo tape reader, 8 level punch and reader with power supply and interface electronics. Ferranti tape spoolers, other readers. Prefer pickups. Andy LaTorre, 45 Ellis Av, Northport NY 11768, (516) 757-1913.

**FOR SALE:** Vista 5 1/4 inch floppy disk drive with S-100 controller and cables. Factory assembled, mint condition. Too small for my needs. Includes CP-M, BASIC-E compiler, VOS assembler, text editor, other utilities, plus five diskettes of software and games. Paid \$750, asking \$500. Also, new cabinet and power supply for above. Paid \$80, asking \$50. David Schwinck, 2221 SW 14th, Lincoln NE 68522.

**WANT TO TRADE:** Have a Kenwood KT5300 tuner and KA7300 integrated amplifier with CT-F9191 Pioneer cassette and Infinity 2000 II speakers in excellent condition. Worth \$2600 new. Would like a good computer system with mini disk of similar value. Leroy M McDaniel, 916 N 4th St, McAllen TX 78501.

**FOR SALE:** Complete assembled and running microcomputer system. Includes 680b mother board with cabinet and power supply, 16 K static memory, 680 KCACR cassette interface, 8 K BASIC on cassette, Assembler and Editor on paper tape, SwTPC. CT-1024 terminal system complete with all options plus cabinet for keyboard, scrolling conversion kit, and fully socketed with 74LS series integrated circuits. Asking \$1000 US. R Pieracci, 43 Mayfield Rd, Regina Saskatchewan CANADA, S4V 0B7.

**WANTED:** Manuals for Wang BAS system. Also, software suitable for Wang 2200C cassette based computer. J E Thompson, POB 128, Monee IL 60449.

**FOR SALE:** Four 8 K memory boards for Heathkit H8(WH8-B); assembled, tested and burned in. Heathkit price, \$250 each; asking \$195 each or four for \$750. Henry Fale, 291B S 7th St, Sheboygan WI 53081, (414) 452-4172.

**FOR SALE:** Intel SDK-85 development kit; fully assembled. 3 K programmable memory, cassette interface (software in 2708). Powermate PS 5 V/6 A. All integrated circuits socketed; contain all connectors. Packaged inside attache case. Full documentation. First money order for \$375 gets it; I pay shipping. L Stroll, 211-05 85th Av, Hollis Hills NY 11427, (212) 464-7341.

**FOR SALE:** SwTPC M6800 with 8 K memory \$300; MP-A processor board \$100; AC-30 \$65; 4 K memory boards \$60; MSI 2708 erasable read only memory board \$85; Digital Group Phi-Deck system, two drives, controller (not working), software, \$250; above items fully socketed. Phillips Digital cassette drives, simple interface \$125; Heathkit oscilloscope I/O (input/output) 105 15 MHz, dual trace \$425; Sola constant voltage xfmer, 750 W \$150. Jim Georgoulis, 504 Fort Drum Dr, Austin TX 78745, (512) 441-6568.

**FOR SALE:** Two MITS Altair 4 K memory boards, model 88-4MCD, assembled and in service now, no bad bits. Includes original documentation. I need the slots. Price \$75 each, postpaid and insured. Money order or certified check, or allow three weeks for personal check to clear. Lewis Mosley Jr, 2576 Glendale Ct NE, Conyers GA 30208.

**FOR SALE:** IMSA! microcomputer with 28 K programmable memory, read only memory board, Tarbell cassette interface, poly video board, keyboard, monitor, and cassette tape recorder. All documented and working, \$1300. Leo Breiman, 905 Centinela Av, Santa Monica CA 90403, (213) 828-2840 or 829-7411.

**FOR SALE:** Seattle Computer Products 16 K plus static memory, \$350; Tarbell Electronics floppy disk controller, \$225. Both new, factory assembled and tested units. Glenn Nelson, 205 Meadows Rd, Whitefish MT 59937, (406) 862-3854.

**FOR SALE OR TRADE:** S D Sales, 16 K Expander (has sockets for 32 K). This board will not work with DMA or any application that requires wait states. I prefer to trade for static memory. I will sell for \$200 ONO. Wayne Miller, 905 Fairmount Blvd, Jefferson City MO 65101.

**FOR SALE:** One Processor Technology VDM-1 board kit, \$130; one Processor Technology 8 K programmable memory board kit, \$170. Both kits in original factory package — never opened. Best offer. Joe Haran, 607 Painters Xing, Chadds Ford PA 19317, (215) 358-3346.

**FOR SALE:** Assembled Cromemco D+7A analog I/O (input/output) board. Ribbon cable and edge connector included. I will include all driving and applications software I have written to date. Excellent condition, only \$112. John Peterson, 1820 Camino Dr, Forest Grove OR 97116.

**FOR SALE:** 8 K programmable memory board, S-100, fully buffered. Memory protected, NEC2102L-450. Used over 50 hours; \$129. J Grina, 1284 Fifield Pl, St Paul MN 55108.

**FOR SALE:** Model 123P Expander/Mite printer. Complete with case and interface electronics. Ready to plug into any 8 bit parallel port. Full documentation. \$325 postpaid. A P Stumpf, 935-2053, Litchfield Park AZ 85340, (602) 935-2053.

**FOR SALE:** A limited number of BYTE, Volume 1 #1, in mint condition. Never been opened. Highest bids can have them while they last. Joe Haran, 607 Painters Xing, Chadds Ford PA 19317, (215) 358-3346.

**FOR SALE:** Digital Group Z-80 26 K system, keyboard, dual Phi-Decks, printer. All working, in dress cabinets; lots of software. No reasonable offer refused. Scott Bishop, 2221 Charlotte Dr, Maitland FL 32751, (305) 869-4203.



# Smart & Foxy

## Venus 2001 Video Board

Assembled and Tested \$259.95 • Complete Unit with 4K of Memory and Video Driver on Eprom assembled and tested \$339.95

kit \$199<sup>95</sup>



**OPTIONAL:** • Sockets \$10.00 • 2K Memory \$30.00 • 4K Memory \$60.00 • Video Driver Eprom \$20.00 • Text Editor Eprom (Includes Video Driver \$75.00)


### S-100 Plug-In • Parallel Keyboard Port

On board 4K Screen Memory (Optional). On board Eprom (Optional) for Video Driver or Text Editor Software.

### Up and Down Scrolling through Video Memory

Reverse Video, Blinking Characters.

**Display:** 128 ASC11 Characters 64 X 32 or 32 X 16 Screen format (Jumper Selectable). 7 by 11 Dot Matrix Characters.



**American or European TV Compatible (CRT Controls Programmable)**

**Dealer Inquires Invited**


## GRAND OPENING SPECIAL!

15 MHZ DUAL TRACE

**Portable Scope**

**\$399.**

BIG PRICE BREAKTHRU



MODEL MS-215

• Battery or A.C. Operated • External and Internal Trigger • Time Base—.1 m Sec./Div. Into 21 Calibrated Ranges • 3% Accuracy • Input Impedence 1M Ohms • Complete with Input Cables, Battery and Charger.

**OPTIONAL:** • Leather Case \$45.00 • 10:1 Probe \$27.00 (2 for \$49.00) Prices Good through 6/30/79

**MS-15 Single Trace Scope \$299.**

**NLS 3 1/2 DIGIT DMM LCD Readout**

SIZE: 1.3" H 2.7" W 4.0" D

• .5% Accuracy • AC-DC 1-1000V • Ohms 1K-10M • Current 1mA-1 Amp • 100% Overload Protection

**OPTIONAL:** • Leather Case \$20.00 • NiCad Battery and Charger \$16.00



MODEL LM-350

**\$139<sup>95</sup>**

**NLS 3.5 LED DIGITS**

**Panel Meter**

• .5% Accuracy • Voltage Range 0-1000V • Power: +5V 200mA • Auto Zero • Update Rate: 3 Rdg. / Sec.



**\$52.**

MODEL PM-349

## ASCII Keyboard Kit \$77.



Assembled and Tested \$93.00

• Single +5V Supply • Full ASCII Set (Upper and Lower Case) • Parallel Output • Positive and Negative Strobe • 2 Key Rollover • 3 User Definable Keys • P.C. Board Size: 17-3/16" X 5" • Control Characters Molded on Key Caps • Optional Provision For Serial Output

**OPTIONAL:** Metal Enclosure \$27.50 • Edge Con. \$2.00 • Sockets \$4.00 • Upper Case Lock Switch \$2.50 • Shift Register (For Serial Output) \$2.00

**Dealer Inquiries Invited**

## Apple II I/O Board Kit

Plugs into Slot of Mother Board

• 1 8 Bit Parallel Output Port (Expands to 3 Ports) • 1 Input Port • 15mA Output Current Sink or Source • Can be used for peripheral equipment such as printers, floppy discs, cassettes, paper tapes, etc. • 1 free software listing for SWTP PR40 or IBM selectric.

**PRICE:** 1 Input and 1 Output Port \$49.00

1 Input and 3 Output Ports \$64.00

**Dealer Inquiries Invited**

SHIPPING \$3.50 / California residents add 6% sales tax

**ELECTRONICS WAREHOUSE Inc.**



15820 Hawthorne Boulevard  
Lawndale, CA 90260  
(213) 370-5551



# Reader Service

To get further information on the products advertised in BYTE, fill out the reader service card with your name and address. Then circle the appropriate numbers for the advertisers you select from the list. Add a 15 cent stamp to the card, then drop it in the mail. Not only do you gain information, but our advertisers are encouraged to use the marketplace provided by BYTE. This helps us bring you a bigger BYTE.

Inquiry No.	Page No.	Inquiry No.	Page No.	Inquiry No.	Page No.	Inquiry No.	Page No.
1	Aaron Associates 205	•	Data Set Cable Co 237	207	Maxwell Data Products 105	314	Radio Shack Authorized Sales Center 277
2	Administrative Systems 150	96	DDC Publications 241	•	McGraw Hill Book Co 25	322	RCA 85
4	Advanced Computer Products 251	89	Delta Products 271	215	Measurement Sys & Controls 173	323	Realty Software 87
5	American Square Computers 245	84	Digital Engineering Inc 193	216	Measurement Sys & Controls 231	•	The Recreational Programmer 245
7	Anadex 82,83	98	Digital Equipment Corp (Book Div.) 13	213	Micro Ap 169	325	RNB 233
15	Apple Computer 19	88	Digital Pathways 171	214	Micro Architect 245	328	RNB 243
10	apple tv & computing 247	95	DRC (CA) 154	217	MicroComputer Technology 147	316	S-100 Inc 203
11	ASAP Computer Products Inc 283	100	DRC (TX) 275	220	MicroDaSys 189	317	Sara Tech Computers 210
19	ATV Research 277	114	Eclectic (Div of Tano) 68	219	Micro Diversions 35	331	S C Digital 237
20	Avery Labels 231	115	Electrolabs 280	221	Micro Focus LTD. 113	318	Scelbi Computer Consulting Inc 219
21	Avionic Enterprises Inc 245	120	Electronic Control Technology 239	222	Micromail 72	•	Scientific Research 115
22	base 2, inc. 101	125	Electronic Systems 278	204	Micro Mike's 216	319	Michael Shrayor Software 185
23	Basic Time 175	128	Electronic Systems 279	228	Micropolis 190, 191	•	Shugart 8, 7
30	Beckian Enterprises 282	130	Electronics Warehouse 287	229	Micro Pro International 48	320	Sierra Cybernetic Systems 215
27	Beta Business Systems 277	132	Epoch Data Devices 247	229	Microsette 277	327	Ed Smith's Software Works 194
•	Bits Inc 181, 200, 211	133	Exidy 54, 55	•	Microsoft 195	328	Smoke Signal Broadcasting 73
33	Body Peripherals 122	134	Federal Communications Corp 123	232	Micro Software (CAI) 241	•	Software Development & Training 215
34	Broadcast Computer Systems 231	135	Forethought Products 205	231	The Micro Works 206	340	Solid State Sales 265
31	Business Applications Software 183	141	GRI 11	233	Micro World 139	350	Southwest Technical Products Corp CII
•	Bus/Charles Floto 215	142	H Geller 194	234	Miken Optical 245	351	Speakeasy Software 131
•	BYTE Back Issues 217	143	General Scientific Corp 245	230	Mikos 280	356	SSM 77
36	BYTE Books 113, 125-128, 133, 198, 248	144	Gimix 247	236	Mini Computer Suppliers 220	352	Stirling/Bekdorf 124
37	California Computer Systems 22, 23	160	Godbout 159	255	Morrow/Thinker Toys CIII	353	Structured Systems Group 5
39	California Digital 259	153	Go Forms 37	256	Morrow/Thinker Toys 39	358	Sunflex Co Inc 245
40	Cambridge Development Labs 222	154	Gowan Industries 247	257	Mountain Hardware 226	354	Sunny International 285
45	Central Data 111	152	Graham Dorian 247	258	National Small Computer Show 107	357	SuperSoft 202
46	Chatsworth Data 12	151	GRT 81	281	NEECO 155	356	Sybox Inc 157
47	Chrysler Industries 207	159	H & E Computronics 154	282	NEECO 165	355	Synchro Sound 43
50	"CompuColor" (Div Intelligent Sys) 27	160	Hayden Book Co 212	280	Netronics 225	360	Tarbell Electronics 135
51	CompuColor (Div Intelligent Sys) 69	161	Hexagon Systems 202	283	Newman Computer Exchange 263	363	Technical Systems Consultants 137
53	CompuMax Associates 141	170	Hobby World 38, 255	285	North Star Computer 45	364	Technology Systems South 237
52	The Computer Cookbook 63	174	Hollywood Systems 285	284	Ohio Micro Systems 109	365	Terrapin 235
•	Computer Factory NY 278	171	Houston Instruments 29	•	onComputing 33	286	Texas Instruments 31
•	Computer Headwear 227	172	HUH 187	288	On Line 277	366	Texas Instruments 179
•	Computer Lab NJ 239	169	HUH 187	•	Oregon Software 217	368	3/M Company 91
75	Computerland 8, 9, 274	176	Independent Business Systems 213	292	Osborne & Associates 183	371	Tora Systems Limited 231
66	Computer Mart of NJ & PA 21	177	Infinite Inc 247	290	OSI CIV, 57, 89	372	Trans Data 204
67	Computer Packages Unlimited 245	173	Info 2000 151	•	Owens & Associates 203	374	TRS-80 Software Exchange 197
77	Computer Service Center 277	178	Inmac 223	295	Pacific Exchanges 231	373	TSA Software 241
73	Computex Corp 235	180	Intecolor (Div Intelligent Sys) 65	296	Pacific Office Systems 284	380	Ucatan 245
71	Compuhink 229	179	Integrand 189	297	PAIA 221	383	US Brokers Co (Div. CM Corp) 247
78	CT Micro Computer 58, 215, 233, 243	175	Interactive Microwave Inc 241	301	Per Com Data 118, 117	382	US Robotics 119
82	Covox 218	181	International Peripheral Systems 59	305	Per Com Data 253	381	Vector Electronics 51
83	Creative Software 118	190	Ithaca Audio 281	302	Personal Software Inc 142, 143	378	Vista 201
87	Cromemco 1, 2	195	Jade Co 272, 273	•	Potomac Micro Magic 227	393	Vista 161
72	Custom Computing 247	200	Jamaco 256, 257	310	Potters Programs 277	379	V/M Professional Application Software 277
74	Cutting Edges of Technology 133	183	Key Supply Co 217, 231	312	Priority I 266, 267, 268	384	VR Data 282
85	Cybernetics Inc 204	203	Leadex Corp 235	300	Processor Technology 94, 95	387	Wameco 284
90	Cybertren 277	•	Lifeboat Associates 120, 121	307	Program Design Inc 209	388	Western Digital Corp 32
88	Cycol 231	202	Mad Hatter Software 97	308	PRS 48, 47	389	Wintek 231
91	Data Discount Center 201	199	The Mail Mart 247	306	Quality Software 163	391	Worldwide Electronics 231
94	Datamation 214	205	Marketline Systems 221	311	Quest Electronics 281	392	XComp 217
93	DataSearch 192	206	Mainchip Systems 103	313	RACET Computers 192	400	Xitex 239
						401	Zs Systems 247

\*Correspond directly with Company

## BOMB— BYTE's Ongoing Monitor Box

Article No.	ARTICLE	PAGE
1	Albus: A Model of the Brain for Robot Control	10
2	Allen: Simple Maze Traversal Algorithms	36
3	Ciarcia: Mind Over Matter	49
4	Watson: More Colors for Your Apple	60
5	Dawes: A Home for Your Computer	70
6	Gupton: Talk to a Turtle	74
7	Stanfield: My Computer Runs Mazes	86
8	Johnston: Computer Generated Maps	100
9	Powers: The Nature of Robots	132
10	Melton: The 1802 Op Codes	146
11	Reid-Green: History of Computing: The IBM 7070	148
12	Kiahn: Artificial Intelligence and Entropy	152
13	Ruckdeschel: BASIC Text Editor	156
14	Halsema: Bubble Memories	166
15	Radhakrishnan, Bhat: Stacks in Microprocessors	168
16	Van den Bout: Designing a Command Language	176
17	Linker: Timesharing: Squeezing the Most from Your Micro	228
18	Honess: Three Types of Pseudorandom Sequences	234

### March BOMB Results

In the voting for the March 1979 BYTE, first prize and a \$100 bonus check go to Ira Rampil for his article, "Preview of the Z-8000." Two articles shared second place, and will receive bonus checks of \$50 each. These were the third installment of Joel Boney and Terry Ritter's article on the design and implementation of the Motorola 6809 processor, "A Microprocessor for the Revolution," and the second part of Andrew Filo's article, "Designing a Robot from Nature." Remember, it is your votes which determine whether an author will receive this bonus each month, so be sure to send in the BOMB evaluations. ■



# DOUBLE DENSITY



## SOLID SAVINGS!

Now you can put your S-100 system solidly into a full-size, single/double density, 600K bytes/side disk memory for just \$1149 complete.

DISCUS/2D™ single/double density disk memory from Thinker Toys™ is fully equipped, fully assembled, and fully guaranteed to perform perfectly.

DISCUS/2D™ is a second generation disk memory system that's compatible with the new IBM System 34 format. The disk drive is a full-size Shugart 800R, the standard of reliability and performance in disk drives. It's delivered in a handsome cabinet with built-in power supply.

The S-100 controller utilizes the amazing Western Digital 1791 dual-density controller chip . . . plus power-on jump circuitry, 1K of RAM, 1K of ROM with built-in monitor, and a hardware UART to make I/O interfacing a snap.

The DISCUS/2D™ system is fully integrated with innovations by designer/inventor George Morrow. Software includes BASIC-V™ virtual disk BASIC,

DOS, and DISK-ATE™ assembler/editor. Patches for CP/M\* are also included. CP/M; MicroSoft Disk BASIC and FORTRAN are also available at extra cost.

DISCUS/2D™ is the really solid single/double density disk system you've been waiting for. We can deliver it now for just \$1149. And for just \$795 apiece, you can add up to 3 additional Shugart drives to your system. Both the hardware and software are ready when you are.

Ask your local computer store to order the DISCUS/2D™ for you. Or, if unavailable locally, write Thinker Toys,™ 5221 Central Ave., Richmond, CA 94804. Or call (415) 524-2101 weekdays, 10-5 Pacific Time. (FOB Berkeley. Cal. res. add tax.)

\*CP/M is a trademark of Digital Research.



*Morrow makes disk memory for*

# Thinker Toys™



# OHIO SCIENTIFIC DOES IT AGAIN

Ohio Scientific has taken its standard C3 computer and married it to the new Shugart 29 Megabyte Winchester Drive. The result is the C3-C. This new microcomputer now fills the vacuum that existed for computer users who need more mass storage capability than floppies can offer — yet until now, could not justify the additional cost of a larger capacity hard disk computer such as our C3-B 74 Megabyte disk system.

## Winchester Technology

Winchester hard disk drives offer small business and professional computer users the logical solution to mass storage problems that are beyond the capability of floppy disks. In addition, Winchester disks feature a track seek-time that is much better than floppies and because they spin at eight times the rate of floppies, Winchester have a shorter latency. Both of these points reflect one remarkable speed advantage Winchester disks have over floppies.

## Coupled to the C3 Computer

Ohio Scientific's award winning C3 computer is a classic. It is the only computer series that utilizes the three most popular microprocessors — 6502A, 68B00 and Z-80. This tremendous processor versatility enables one to utilize a seemingly endless selection of quality programs available from Ohio Scientific's software library as well as from many independent suppliers.

## And Advanced Software

For instance, there are single user, multi-user and network operating systems. A complete turnkey small business package, OS-AMCAP provides accounts receivable, accounts payable, disbursements, cash receipts, general ledger, etc. OS-CP/M offers a complete FORTRAN and COBOL package. And there is WP-2, a complete word processing system. For information management, OS-DMS, features an advanced file handling system and program library that simplifies information storage and recall and routinely performs tasks which usually require special programming on other systems.

## Yields the Microcomputer of the Future

With an eye toward the future, the C3-C, like all other C3's was designed with provisions for future generation 16 bit microprocessors via plug-in options. There are ten open slots for lots of I/O and multi-user operation. Truly, the Ohio Scientific C3-C is a computer with a future.

## The new C3-C computer with 29 Megabyte Winchester Hard Disk.

**\$9340 with 48K static RAM and OS-65U operating system**



600K byte  
Dual 8" floppies

Easy to configure  
and service.  
Rack slide mounting  
on all subassemblies.  
10 open slots for  
expansion.

Shugart SA-4008  
29 Megabyte  
Winchester Disk  
(23 Megabytes of  
formatted user space  
under OS-65U).

# OHIO SCIENTIFIC

1333 S. CHILLICOTHE RD., AURORA, OHIO 44202 (216) 562-3101

OEM pricing available

Circle 290 on inquiry card.